



# SIGNAGE CATALOG - V25

Standoff  
Systems

Caps and  
Barrels

Screw Cap  
Covers

Panel  
Mounts

Projecting  
Systems

Suspended  
Systems

Cable / Rod  
Systems

Art Hanging  
Systems

# Index Page

Navigate through our product selection with ease! Choose the title pages to find the product you need, and each SKU will take you directly to its product page.



|  |          |
|--|----------|
| <b>Standoff Systems.....</b>                             | <b>4</b> |
| Stainless Steel Standoffs . . . . .                      | 6        |
| 201 Grade Stainless Steel Standoffs . . . . .            | 8        |
| 304 Grade Stainless Steel Standoffs . . . . .            | 10       |
| 316 Grade Stainless Steel Standoffs . . . . .            | 12       |
| Stainless Steel Magnetic Standoffs . . . . .             | 14       |
| Stainless Steel Tamper Proof Special Standoffs . . . . . | 16       |
| Stainless Steel Tamper Proof Square Standoffs . . . . .  | 18       |
| Tamper Proof Flat Head Standoffs . . . . .               | 19       |
| Stainless Steel Hollow Standoffs . . . . .               | 20       |
| Aluminum Standoffs . . . . .                             | 22       |
| Sign Setter . . . . .                                    | 27       |
| Aluminum Tamper Proof Standoffs . . . . .                | 28       |
| Aluminum Color Standoffs . . . . .                       | 32       |
| Acrylic Wall Frame Kits . . . . .                        | 40       |
| Wooden Standoffs . . . . .                               | 44       |
| Brass Standoffs . . . . .                                | 46       |
| Acrylic Tamper Proof Standoffs . . . . .                 | 47       |
| Aluminum LED Standoffs . . . . .                         | 48       |
| Desktop Standoffs . . . . .                              | 50       |
| Cylinder & Conical Desktop Standoffs . . . . .           | 52       |
| Cylinder & Conical Desktop Standoffs Kits . . . . .      | 53       |
| Conical Edge Grip Desktop Standoffs . . . . .            | 54       |
| Material Connectors . . . . .                            | 55       |
| Aluminum Talk Thru Standoffs . . . . .                   | 56       |
| Stainless Steel Talk Thru Edge Grip Standoffs . . . . .  | 57       |
| Stainless Steel Panel Mount Standoffs . . . . .          | 58       |
| Signage Glass . . . . .                                  | 59       |
| Aluminum Non-Adjustable Sign Clamps . . . . .            | 60       |
| Aluminum Adjustable Sign Clamps . . . . .                | 61       |
| Aluminum LED Sign Clamps . . . . .                       | 62       |
| Aluminum Rectangular Edge Grip Standoffs . . . . .       | 63       |
| Adjustable Edge Grip Standoffs . . . . .                 | 64       |
| Non-Adjustable Edge Grip Standoffs . . . . .             | 66       |
| Stainless Steel Glass Standoffs . . . . .                | 68       |
| Stainless Steel Glass Spigot Standoffs . . . . .         | 70       |
| Mall Front Clamps . . . . .                              | 71       |
| Hardware for Standoffs . . . . .                         | 74       |
| Installation Tools for Standoffs . . . . .               | 75       |

|   |           |
|---|-----------|
| <b>Standoff Caps &amp; Barrel Systems.....</b>    | <b>77</b> |
| Caps and Barrels . . . . .                        | 78        |
| Flat Caps . . . . .                               | 80        |
| Tamper Proof Caps . . . . .                       | 80        |
| Round Caps . . . . .                              | 80        |
| Hex Caps . . . . .                                | 82        |
| Barrels . . . . .                                 | 84        |
| Aluminum Square Caps and Barrels . . . . .        | 94        |
| Aluminum Hub for Customizable Standoffs . . . . . | 95        |
| Hardware for Customizable Standoffs . . . . .     | 96        |
| Machine Screws, Flat / Pan Head . . . . .         | 99        |
| Tools for Customizable Standoffs . . . . .        | 100       |

|  |            |
|--|------------|
| <b>Screw Cap Covers.....</b>                       | <b>103</b> |
| Aluminum Screw Cap Covers . . . . .                | 104        |
| Stainless Steel & Brass Screw Cap Covers . . . . . | 105        |
| Tapcon Screw Cap Covers . . . . .                  | 106        |
| Stainless Steel Tamper Proof Screws . . . . .      | 107        |
| Screw Cover Caps . . . . .                         | 108        |
| Snap Caps for Screw . . . . .                      | 109        |
| Aluminum Panel Clip . . . . .                      | 110        |

|   |            |
|---|------------|
| <b>Panel Mount Systems.....</b>         | <b>113</b> |
| Z-Clip Panel Mounts . . . . .           | 114        |
| Z-Clip Panel Mount Kits . . . . .       | 118        |
| Acrylic French Cleat Kits . . . . .     | 120        |
| Flush Hangers . . . . .                 | 122        |
| Quick Snap Standoffs . . . . .          | 124        |
| Quick Snap Expander Standoffs . . . . . | 128        |
| Studs Full Threaded . . . . .           | 129        |
| Button-Fix . . . . .                    | 130        |
| Button-Fix Sets with Tools . . . . .    | 134        |
| Spacers . . . . .                       | 136        |

|  |            |
|--|------------|
| <b>Projecting Systems.....</b>                 | <b>139</b> |
| Projecting Grippers . . . . .                  | 140        |
| Projecting Gripper Kits . . . . .              | 144        |
| Wall Mounted Side Support . . . . .            | 146        |
| Glass Wall Clamping Link . . . . .             | 148        |
| Set of 2 Wall Clamp . . . . .                  | 149        |
| Flag Sign Kit . . . . .                        | 150        |
| Flag Sign Brackets . . . . .                   | 151        |
| Flag Sign Brackets . . . . .                   | 152        |
| Material Connectors . . . . .                  | 153        |
| Projecting Rod Systems 3/8" Diameter . . . . . | 154        |
| Aluminum T-Sign Brackets . . . . .             | 156        |
| Aluminum U-Sign Brackets . . . . .             | 158        |
| Double L Standing Sign Base . . . . .          | 159        |

|   |            |
|---|------------|
| <b>Suspended Systems.....</b>                                     | <b>161</b> |
| Self-Gripping Ceiling Mounted Aluminum Suspended System . . . . . | 164        |
| Suspended Double Cable Kits . . . . .                             | 166        |
| Suspended Single Cable Kit . . . . .                              | 167        |
| Drop Ceiling Suspended System Kits . . . . .                      | 169        |
| Top Mount Wire Suspension Kits for Signage . . . . .              | 170        |
| Wire Suspension Kits for Signage . . . . .                        | 171        |
| Ceiling Mount Suspended System Kits with Forks . . . . .          | 172        |
| Ceiling Mount Suspended System Kits with Hooks . . . . .          | 173        |
| Suspended System Parts . . . . .                                  | 175        |
| Suspended Rod Kits . . . . .                                      | 178        |
| Rod Banner Hanger . . . . .                                       | 180        |
| Hooks for Stainless Steel and Nylon Cable . . . . .               | 181        |
| Sign Hangers for Panels & Brackets . . . . .                      | 182        |

|  |            |
|--|------------|
| <b>Cable / Rod Systems.....</b>                                    | <b>185</b> |
| Signature Cable Systems . . . . .                                  | 186        |
| 1/16" - 1/8" Diameter Mounted Cable Kits . . . . .                 | 186        |
| Sign Hangers for Panels & Brackets . . . . .                       | 188        |
| 1/16" Cable Diameter Multi Angle Cable Kits . . . . .              | 188        |
| 1/16" Cable Diameter / Ceiling to Wall Mounted Kits . . . . .      | 190        |
| 1/16" Cable Diameter / Wall to Wall Mounted Kits . . . . .         | 191        |
| 1/8" Cable Diameter / Multi Angle Kits . . . . .                   | 192        |
| 1/4" Rod Ceiling To Floor Mounted Kits . . . . .                   | 193        |
| 1/4" Rod Ceiling to Wall / Wall to Floor Mounted Kits . . . . .    | 194        |
| 1/4" Rod Wall to Wall Mounted Kits . . . . .                       | 195        |
| 3/8" Rod Ceiling to Floor / Wall to Ceiling Mounted Kits . . . . . | 196        |
| 3/8" Rod to Wall Mounted Kits . . . . .                            | 197        |
| Panel Grips Diameter Cable Kits . . . . .                          | 198        |
| Panel Grips For Cable & Rod . . . . .                              | 200        |
| Shelf Supports . . . . .   | 202        |
| Acrylic Sign Holders . . . . .                                     | 204        |
| Row by Row Attached Cable System . . . . .                         | 206        |
| Row Attached Cable System . . . . .                                | 207        |
| LED Poster Holder . . . . .  | 208        |
| 1/4" Rod Sign Holder . . . . .                                     | 210        |
| 1/4" Rod Accessories . . . . .                                     | 212        |
| Aluminum Track and Accessories . . . . .                           | 213        |

|   |            |
|---|------------|
| <b>Art Hanging Systems.....</b>                                   | <b>215</b> |
| Hanging Systems . . . . .   | 216        |
| Easy Rail . . . . .   | 218        |
| Classic Rail . . . . .  | 222        |
| Ceiling Rail . . . . .  | 226        |
| Hanging Cables . . . . .  | 230        |
| Hooks for Stainless Steel and Nylon Cable . . . . .               | 231        |
| Aircraft Wire Cable Stop Clamp Adjuster Gripper Loopers . . . . . | 233        |
| Hooks For Stainless Steel and Nylon Cable . . . . .               | 234        |
| Aluminum Snap Frames . . . . .                                    | 236        |
| Hanging Banner Rails . . . . .                                    | 237        |



# Standoff Systems

**NEW**

Products Added



Stainless Steel Standoffs

8

**NEW**

Products Added



Aluminum Tamper Proof Standoffs

30

**NEW**

Products Added



Stainless Steel Magnetic Standoffs

16

**NEW**

Products Added



Aluminum Color Standoffs

34

**NEW**

Products Added



Acrylic Wall Frame Kits

42

**NEW**

Products Added



Conical Edge Grip Desktop Standoffs

56

**NEW**

Products Added



Material Connectors

57

**NEW**

Products Added



Talk Thru Edge Grip Standoffs

59

**NEW**

Products Added



Stainless Steel Panel Mount Standoffs

60

**NEW**

Products Added



Stainless Steel Hollow Standoffs

22

**NEW**

Products Added



Acrylic Tamper Proof Standoffs

49

**NEW**

Products Added



Aluminum Standoffs

24



LED Standoffs

50



Desktop Standoffs

52

**NEW**

Products Added



Aluminum Sign Clamps

62



Aluminum Adjustable Sign Clamps

63



Aluminum LED Sign Clamps

64



Sign Setter

29




Cylinder & Conical Desktop Standoffs

54



Cylinder & Conical Desktop Standoffs Kits

55



Aluminum Rectangular Edge Grip Standoffs

65



Adjustable Edge Grip Standoffs

66



Non-Adjustable Edge Grip Standoffs

68



Stainless Steel Glass Standoffs

70



Stainless Steel Glass Spigot Standoffs

72



Mall Front Clamps

73



Hardware for Standoffs

76



Installation Tools for Standoffs

77

## Stainless Steel Standoffs



# Stainless Steel Standoffs

10% Cheaper Than Equivalent Aluminum Products

3 Material Grades, Satin Brushed & Polished Available!

## Stainless Steel Standoffs



### 304 Grade

Stainless Steel Tamper Proof Standoffs for Indoor & Outdoor Use

Widely used in both indoor and outdoor applications that require high corrosion resistance, strength, and formability, while also providing a cost-effective solution.

#### Area of Use

Indoor and Outdoor Homes, Offices, Malls, Schools, Airports



Stainless Steel Satin Brushed

Stainless Steel Polished

Extended Heads



### 201 Grade

Stainless Steel Standoffs for Indoor use

Commonly used in indoor applications where moderate corrosion resistance, strength, and formability are needed, while also offering a cost-effective solution.

#### Area of Use

Indoor Homes, Offices, Malls, Schools, Airports



Stainless Steel Satin Brushed

Stainless Steel Polished

Replacement Heads

Extended Heads



### 316 Grade

Stainless Steel Tamper Proof Standoffs for Indoor & Outdoor Use

Commonly used in both indoor and outdoor applications that demand the highest levels of corrosion resistance, strength, and formability, offering extended durability.

#### Area of Use

Yachts, Cruises, Waterfront Hotels and Buildings



Stainless Steel Satin Brushed

Stainless Steel Polished

## 201 Grade Stainless Steel Standoffs

- Product**
  - Heads
  - Washers
  - Barrels
  - Screws and Anchors
  - Instruction Guide
- Unique Features**
  - Indoor Use Only
  - Wall Mounted
  - 6 Different Diameters
  - 5 Different Heights
- Area Of Use**
  - Signage
  - Wayfinder
  - Display
  - Advertising
- Additional Details**
  - Hardware included only for kits



## 201 Grade Stainless Steel Standoffs

### Indoor Use only

- **Units** do not include hardware.
- **Kits** come with 4 standoffs, mounting hardware and instruction guide.
- **Head Replacements** include 2 nylon washers.

### Satin Brushed

### Polished



| Standoff Head Diameter | Material Thickness Accepted | Standoff Barrel Height | Material Hole Diameter | Satin Brushed (SBSL)<br>Sold As Unit | Satin Brushed (SBSL)<br>Sold As Kit | Satin Brushed Head Replacements (SBSL) | Polished (SBLP)<br>Sold As Unit | Polished Kits (SBLP)<br>Sold As Kit | Polished Head Replacements (SBLP) |
|------------------------|-----------------------------|------------------------|------------------------|--------------------------------------|-------------------------------------|--|---------------------------------|-------------------------------------|-----------------------------------|
| A                      | B                           | C                      | D                      |                                      |                                     |  |                                 |                                     |                                   |
| 1/2"                   | 0 to 1/4"                   | 1/2"                   | 3/8"                   | SBSL12-12                            | SBSL12-12-KIT                       | SBSL12-12-HEAD                         | SBLP12-12                       | SBLP12-12-KIT                       | SBLP12-12-HEAD                    |
|                        | 0 to 1/2"                   | 3/4"                   |                        | SBSL12-25                            | SBSL12-25-KIT                       | SBSL12-HEAD                            | SBLP12-25                       | SBLP12-25-KIT                       | SBLP12-HEAD                       |
|                        | 0 to 1/2"                   | 1"                     |                        | SBSL12-30                            | SBSL12-30-KIT                       |  | SBLP12-30                       | SBLP12-30-KIT                       |                                   |
|                        | 0 to 1/2"                   | 1-3/4"                 |                        | SBSL12-50                            | SBSL12-50-KIT                       |  | SBLP12-50                       | SBLP12-50-KIT                       |                                   |
|                        | 0 to 1/2"                   | 2-1/2"                 |                        | SBSL12-70                            | SBSL12-70-KIT                       | SBLP12-70                              | SBLP12-70-KIT                   |                                     |                                   |
| 5/8"                   | 0 to 1/4"                   | 1/2"                   | 7/16"                  | SBSL16-12                            | SBSL16-12-KIT                       | SBSL16-12-HEAD                         | SBLP16-12                       | SBLP16-12-KIT                       | SBLP16-12-HEAD                    |
|                        | 0 to 1/2"                   | 3/4"                   |                        | SBSL16-25                            | SBSL16-25-KIT                       | SBSL16-HEAD                            | SBLP16-25                       | SBLP16-25-KIT                       | SBLP16-HEAD                       |
|                        | 0 to 1/2"                   | 1"                     |                        | SBSL16-30                            | SBSL16-30-KIT                       |  | SBLP16-30                       | SBLP16-30-KIT                       |                                   |
|                        | 0 to 1/2"                   | 1-3/4"                 |                        | SBSL16-50                            | SBSL16-50-KIT                       |  | SBLP16-50                       | SBLP16-50-KIT                       |                                   |
|                        | 0 to 1/2"                   | 2-1/2"                 |                        | SBSL16-70                            | SBSL16-70-KIT                       | SBLP16-70                              | SBLP16-70-KIT                   |                                     |                                   |
| 3/4"                   | 0 to 1/4"                   | 1/2"                   | 7/16"                  | SBSL19-12                            | SBSL19-12-KIT                       | SBSL19-12-HEAD                         | SBLP19-12                       | SBLP19-12-KIT                       | SBLP19-12-HEAD                    |
|                        | 0 to 1/2"                   | 3/4"                   |                        | SBSL19-25                            | SBSL19-25-KIT                       | SBSL19-HEAD                            | SBLP19-25                       | SBLP19-25-KIT                       | SBLP19-HEAD                       |
|                        | 0 to 1/2"                   | 1"                     |                        | SBSL19-30                            | SBSL19-30-KIT                       |  | SBLP19-30                       | SBLP19-30-KIT                       |                                   |
|                        | 0 to 1/2"                   | 1-3/4"                 |                        | SBSL19-50                            | SBSL19-50-KIT                       |  | SBLP19-50                       | SBLP19-50-KIT                       |                                   |
|                        | 0 to 1/2"                   | 2-1/2"                 |                        | SBSL19-70                            | SBSL19-70-KIT                       | SBLP19-70                              | SBLP19-70-KIT                   |                                     |                                   |
| 3/4" to 1"             | Extended Head               | S19SSS                 |                        | S19SSP                               |                                     |  |                                 |                                     |                                   |
| 7/8"                   | 0 to 1/4"                   | 1/2"                   | 7/16"                  | SBSL22-12                            | SBSL22-12-KIT                       | SBSL22-12-HEAD                         | SBLP22-12                       | SBLP22-12-KIT                       | SBLP22-12-HEAD                    |
|                        | 0 to 1/2"                   | 3/4"                   |                        | SBSL22-25                            | SBSL22-25-KIT                       | SBSL22-HEAD                            | SBLP22-25                       | SBLP22-25-KIT                       | SBLP22-HEAD                       |
|                        | 0 to 1/2"                   | 1"                     |                        | SBSL22-30                            | SBSL22-30-KIT                       |  | SBLP22-30                       | SBLP22-30-KIT                       |                                   |
|                        | 0 to 1/2"                   | 1-3/4"                 |                        | SBSL22-50                            | SBSL22-50-KIT                       |  | SBLP22-50                       | SBLP22-50-KIT                       |                                   |
|                        | 0 to 1/2"                   | 2-1/2"                 |                        | SBSL22-70                            | SBSL22-70-KIT                       | SBLP22-70                              | SBLP22-70-KIT                   |                                     |                                   |
| 3/4" to 1"             | Extended Head               | S22SSS                 |                        | S22SSP                               |                                     |  |                                 |                                     |                                   |
| 1"                     | 0 to 1/4"                   | 1/2"                   | 7/16"                  | SBSL25-12                            | SBSL25-12-KIT                       | SBSL25-12-HEAD                         | SBLP25-12                       | SBLP25-12-KIT                       | SBLP25-12-HEAD                    |
|                        | 0 to 1/2"                   | 3/4"                   |                        | SBSL25-25                            | SBSL25-25-KIT                       | SBSL25-HEAD                            | SBLP25-25                       | SBLP25-25-KIT                       | SBLP25-HEAD                       |
|                        | 0 to 1/2"                   | 1"                     |                        | SBSL25-30                            | SBSL25-30-KIT                       |  | SBLP25-30                       | SBLP25-30-KIT                       |                                   |
|                        | 0 to 1/2"                   | 1-3/4"                 |                        | SBSL25-50                            | SBSL25-50-KIT                       |  | SBLP25-50                       | SBLP25-50-KIT                       |                                   |
|                        | 0 to 1/2"                   | 2-1/2"                 |                        | SBSL25-70                            | SBSL25-70-KIT                       | SBLP25-70                              | SBLP25-70-KIT                   |                                     |                                   |
| 3/4" to 1"             | Extended Head               | S25SSS                 |                        | S25SSP                               |                                     |  |                                 |                                     |                                   |
| 1-1/4"                 | 0 to 1/4"                   | 1/2"                   | 7/16"                  | SBSL30-12                            | SBSL30-12-KIT                       | SBSL30-12-HEAD                         | SBLP30-12                       | SBLP30-12-KIT                       | SBLP30-12-HEAD                    |
|                        | 0 to 1/2"                   | 3/4"                   |                        | SBSL30-25                            | SBSL30-25-KIT                       | SBSL30-HEAD                            | SBLP30-25                       | SBLP30-25-KIT                       | SBLP30-HEAD                       |
|                        | 0 to 1/2"                   | 1"                     |                        | SBSL30-30                            | SBSL30-30-KIT                       |  | SBLP30-30                       | SBLP30-30-KIT                       |                                   |
|                        | 0 to 1/2"                   | 1-3/4"                 |                        | SBSL30-50                            | SBSL30-50-KIT                       |  | SBLP30-50                       | SBLP30-50-KIT                       |                                   |
|                        | 0 to 1/2"                   | 2-1/2"                 |                        | SBSL30-70                            | SBSL30-70-KIT                       | SBLP30-70                              | SBLP30-70-KIT                   |                                     |                                   |
| 3/4" to 1"             | Extended Head               | S30SSS*                |                        | S30SSP*                              |                                     |  |                                 |                                     |                                   |

1/2" & 5/8" Diameter: Use for drywall: screw 2208 and anchor ANC5, ANC5Z. Use for concrete: screw 2208 and anchor ANC1  
 3/4" to 1-1/4" Diameter: Use for drywall: screw 2216 and anchor ANC6, ANC6Z. Use for concrete: screw 2216 and anchor ANC2

### Standoff Selection Guide



**NEW**

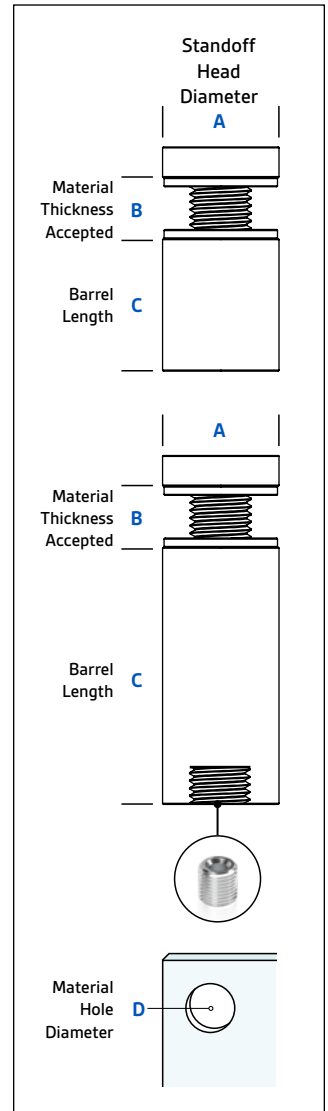
**All In One Kits!**  
 4 x Standoffs  
 4 x Screws  
 4 x Anchors  
 1 x Installation Guide

\* Minimum order quantity is 100, available upon request.

**Thick Material?**  
 Extended Head Allows for 3/4" to 1"



Available in 3/4", 7/8", 1", 1-1/4" Diameters  
 Metric: M10x150



## 304 Grade Stainless Steel Standoffs

- Product**
  - Heads
  - Washers
  - Barrels
  - Allen Key
  - Screws and Anchors
  - Instruction Guide
- Unique Features**
  - Indoor & Outdoor Use
  - Tamper Proof
  - Wall Mounted
  - 6 Different Diameters
  - 5 Different Heights
- Area Of Use**
  - Signage
  - Wayfinder
  - Display
  - Advertising
- Additional Details**
  - Hardware included only for kits



**NEW**

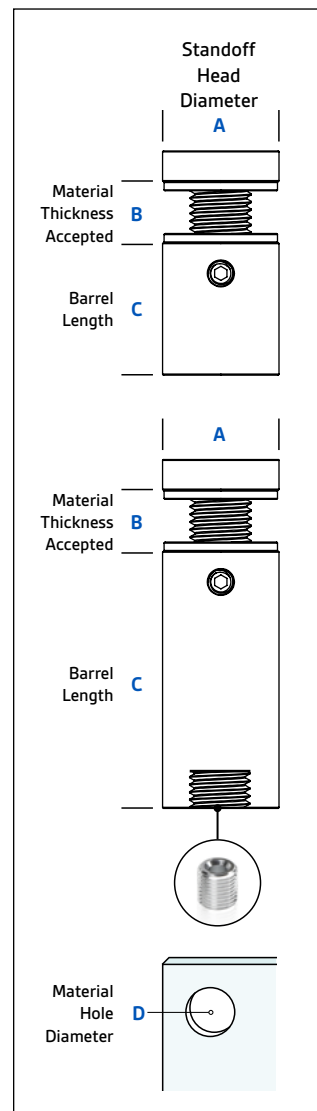
**All In One Kits!**  
 4 x Standoffs  
 4 x Screws  
 4 x Anchors  
 1 x Allen Key  
 1 x Installation Guide

\* Minimum order quantity is 100, available upon request.

**Thick Material?**  
 Extended Head Allows for 3/4" to 1"

Available in 3/4", 7/8", 1", 1-1/4" Diameters  
 Metric: M10x150

### Standoff Selection Guide



## 304 Grade Stainless Steel Standoffs

### Indoor and Outdoor Use

- **Units** do not include hardware.
- **Kits** come with 4 standoffs, mounting hardware, allen key and instruction guide.

Satin Brushed

Polished



| Standoff Head Diameter | Material Thickness Accepted | Standoff Barrel Height | Material Hole Diameter | Satin Brushed (LBS) | Satin Brushed Kits (LBS) | Polished (LBP) | Polished Kits (LBP) |
|------------------------|-----------------------------|------------------------|------------------------|---------------------|--------------------------|----------------|---------------------|
| A                      | B                           | C                      | D                      | Sold As Unit        | Sold As Kit              | Sold As Unit   | Sold As Kit         |
| 1/2"                   | 0 to 1/4"                   | 1/2"                   | 3/8"                   | LBS12-12            | LBS12-12-KIT             | LBP12-12       | LBP12-12-KIT        |
|                        | 0 to 1/2"                   | 3/4"                   |                        | LBS12-25            | LBS12-25-KIT             | LBP12-25       | LBP12-25-KIT        |
|                        | 0 to 1/2"                   | 1"                     |                        | LBS12-30            | LBS12-30-KIT             | LBP12-30       | LBP12-30-KIT        |
|                        | 0 to 1/2"                   | 1-3/4"                 |                        | LBS12-50            | LBS12-50-KIT             | LBP12-50       | LBP12-50-KIT        |
| 5/8"                   | 0 to 1/2"                   | 2-1/2"                 | 7/16"                  | LBS12-70            | LBS12-70-KIT             | LBP12-70       | LBP12-70-KIT        |
|                        | 0 to 1/4"                   | 1/2"                   |                        | LBS16-12            | LBS16-12-KIT             | LBP16-12       | LBP16-12-KIT        |
|                        | 0 to 1/2"                   | 3/4"                   |                        | LBS16-25            | LBS16-25-KIT             | LBP16-25       | LBP16-25-KIT        |
|                        | 0 to 1/2"                   | 1"                     |                        | LBS16-30            | LBS16-30-KIT             | LBP16-30       | LBP16-30-KIT        |
| 3/4"                   | 0 to 1/2"                   | 1-3/4"                 | 7/16"                  | LBS16-50            | LBS16-50-KIT             | LBP16-50       | LBP16-50-KIT        |
|                        | 0 to 1/2"                   | 2-1/2"                 |                        | LBS16-70            | LBS16-70-KIT             | LBP16-70       | LBP16-70-KIT        |
|                        | 0 to 1/4"                   | 1/2"                   |                        | LBS19-12            | LBS19-12-KIT             | LBP19-12       | LBP19-12-KIT        |
|                        | 0 to 1/2"                   | 3/4"                   |                        | LBS19-25            | LBS19-25-KIT             | LBP19-25       | LBP19-25-KIT        |
| 7/8"                   | 0 to 1/2"                   | 1"                     | 7/16"                  | LBS19-30            | LBS19-30-KIT             | LBP19-30       | LBP19-30-KIT        |
|                        | 0 to 1/2"                   | 1-3/4"                 |                        | LBS19-50            | LBS19-50-KIT             | LBP19-50       | LBP19-50-KIT        |
|                        | 0 to 1/2"                   | 2-1/2"                 |                        | LBS19-70            | LBS19-70-KIT             | LBP19-70       | LBP19-70-KIT        |
|                        | 3/4" to 1"                  | Extended Head          |                        | <i>i</i> S19SS304   | <i>i</i> S19SP304*       |                |                     |
| 1"                     | 0 to 1/4"                   | 1/2"                   | 7/16"                  | LBS22-12            | LBS22-12-KIT             | LBP22-12       | LBP22-12-KIT        |
|                        | 0 to 1/2"                   | 3/4"                   |                        | LBS22-25            | LBS22-25-KIT             | LBP22-25       | LBP22-25-KIT        |
|                        | 0 to 1/2"                   | 1"                     |                        | LBS22-30            | LBS22-30-KIT             | LBP22-30       | LBP22-30-KIT        |
|                        | 0 to 1/2"                   | 1-3/4"                 |                        | LBS22-50            | LBS22-50-KIT             | LBP22-50       | LBP22-50-KIT        |
| 1-1/4"                 | 0 to 1/2"                   | 2-1/2"                 | 7/16"                  | LBS22-70            | LBS22-70-KIT             | LBP22-70       | LBP22-70-KIT        |
|                        | 3/4" to 1"                  | Extended Head          |                        | <i>i</i> S22SS304   | <i>i</i> S22SP304*       |                |                     |
|                        | 0 to 1/4"                   | 1/2"                   |                        | LBS25-12            | LBS25-12-KIT             | LBP25-12       | LBP25-12-KIT        |
|                        | 0 to 1/2"                   | 3/4"                   |                        | LBS25-25            | LBS25-25-KIT             | LBP25-25       | LBP25-25-KIT        |
| 1-1/4"                 | 0 to 1/2"                   | 1"                     | 7/16"                  | LBS25-30            | LBS25-30-KIT             | LBP25-30       | LBP25-30-KIT        |
|                        | 0 to 1/2"                   | 1-3/4"                 |                        | LBS25-50            | LBS25-50-KIT             | LBP25-50       | LBP25-50-KIT        |
|                        | 0 to 1/2"                   | 2-1/2"                 |                        | LBS25-70            | LBS25-70-KIT             | LBP25-70       | LBP25-70-KIT        |
|                        | 3/4" to 1"                  | Extended Head          |                        | <i>i</i> S25SS304   | <i>i</i> S25SP304*       |                |                     |
| 1-1/4"                 | 0 to 1/4"                   | 1/2"                   | 7/16"                  | LBS30-12            | LBS30-12-KIT             | LBP30-12       | LBP30-12-KIT        |
|                        | 0 to 1/2"                   | 3/4"                   |                        | LBS30-25            | LBS30-25-KIT             | LBP30-25       | LBP30-25-KIT        |
|                        | 0 to 1/2"                   | 1"                     |                        | LBS30-30            | LBS30-30-KIT             | LBP30-30       | LBP30-30-KIT        |
|                        | 0 to 1/2"                   | 1-3/4"                 |                        | LBS30-50            | LBS30-50-KIT             | LBP30-50       | LBP30-50-KIT        |
| 1-1/4"                 | 0 to 1/2"                   | 2-1/2"                 | 7/16"                  | LBS30-70            | LBS30-70-KIT             | LBP30-70       | LBP30-70-KIT        |
|                        | 3/4" to 1"                  | Extended Head          |                        | <i>i</i> S30SS304*  | <i>i</i> S30SP304*       |                |                     |

1/2" & 5/8" Diameter: Use for drywall: screw 2208 and anchor ANC5, ANC5Z. Use for concrete: screw 2208 and anchor ANC1  
 3/4" to 1-1/4" Diameter: Use for drywall: screw 2216 and anchor ANC6, ANC6Z. Use for concrete: screw 2216 and anchor ANC2

## 316 Grade Stainless Steel Standoffs

- Product**
  - Head
  - Washers
  - Barrels
  - Allen Key
  - Screws and Anchors
  - Instruction Guide
- Unique Features**
  - Indoor & Outdoor Use
  - Tamper Proof
  - Wall Mounted
  - 6 Different Diameters
  - 5 Different Heights
- Area Of Use**
  - Signage
  - Wayfinder
  - Display
  - Advertising
- Additional Details**
  - Hardware included only for kits



**NEW**

**All In One Kits!**  
 4 x Standoffs  
 4 x Screws  
 4 x Anchors  
 1 x Allen Key  
 1 x Installation Guide

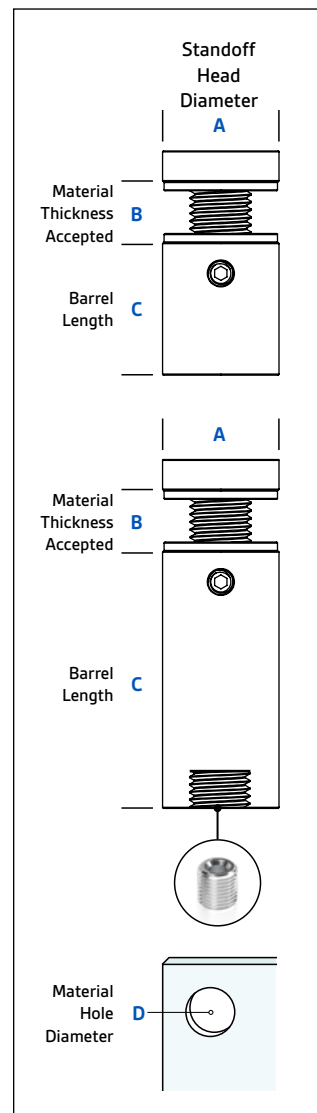
\* Minimum order quantity is 100, available upon request.

**Thick Material?**  
 Extended Head Allows for 3/4" to 1"



Available in 3/4", 7/8", 1", 1-1/4" Diameters  
 Metric: M10x150

### Standoff Selection Guide



## 316 Grade Stainless Steel Standoffs

### Indoor and Outdoor Use

- Units do not include hardware.
- Kits come with 4 standoffs, mounting hardware, allen key and instruction guide.

#### Satin Brushed

#### Polished



| Standoff Head Diameter | Material Thickness Accepted | Standoff Barrel Height | Material Hole Diameter | Satin Brushed (LBLS)<br>Sold As Unit | Satin Brushed Kits (LBLS)<br>Sold As Kit | Polished (LBLE*)<br>Sold As Unit |
|------------------------|-----------------------------|------------------------|------------------------|--------------------------------------|--|----------------------------------|
| A                      | B                           | C                      | D                      |                                      |  |                                  |
| 1/2"                   | 0 to 1/4"                   | 1/2"                   | 3/8"                   | 316LBS12-12                          | 316LBS12-12-KIT                          | 316LBLEP12-12*                   |
|                        | 0 to 1/2"                   | 3/4"                   |                        | 316LBS12-25                          | 316LBS12-25-KIT                          | 316LBLEP12-25*                   |
|                        | 0 to 1/2"                   | 1"                     |                        | 316LBS12-30                          | 316LBS12-30-KIT                          | 316LBLEP12-30*                   |
|                        | 0 to 1/2"                   | 1-3/4"                 |                        | 316LBS12-50                          | 316LBS12-50-KIT                          | 316LBLEP12-50*                   |
| 5/8"                   | 0 to 1/2"                   | 2-1/2"                 | 7/16"                  | 316LBS12-70                          | 316LBS12-70-KIT                          | 316LBLEP12-70*                   |
|                        | 0 to 1/4"                   | 1/2"                   |                        | 316LBS16-12                          | 316LBS16-12-KIT                          | 316LBLEP16-12*                   |
|                        | 0 to 1/2"                   | 3/4"                   |                        | 316LBS16-25                          | 316LBS16-25-KIT                          | 316LBLEP16-25*                   |
|                        | 0 to 1/2"                   | 1"                     |                        | 316LBS16-30                          | 316LBS16-30-KIT                          | 316LBLEP16-30*                   |
| 3/4"                   | 0 to 1/2"                   | 1-3/4"                 | 7/16"                  | 316LBS16-50                          | 316LBS16-50-KIT                          | 316LBLEP16-50*                   |
|                        | 0 to 1/2"                   | 2-1/2"                 |                        | 316LBS16-70                          | 316LBS16-70-KIT                          | 316LBLEP16-70*                   |
|                        | 3/4" to 1"                  | Extended Head          |                        | 316LBS19-12                          | 316LBS19-12-KIT                          | 316LBLEP19-12*                   |
|                        | 0 to 1/4"                   | 1/2"                   |                        | 316LBS19-25                          | 316LBS19-25-KIT                          | 316LBLEP19-25*                   |
| 7/8"                   | 0 to 1/2"                   | 3/4"                   | 7/16"                  | 316LBS19-30                          | 316LBS19-30-KIT                          | 316LBLEP19-30*                   |
|                        | 0 to 1/2"                   | 1"                     |                        | 316LBS19-50                          | 316LBS19-50-KIT                          | 316LBLEP19-50*                   |
|                        | 0 to 1/2"                   | 1-3/4"                 |                        | 316LBS19-70                          | 316LBS19-70-KIT                          | 316LBLEP19-70*                   |
|                        | 0 to 1/2"                   | 2-1/2"                 |                        | 316LBS22-12                          | 316LBS22-12-KIT                          | 316LBLEP22-12*                   |
| 1"                     | 0 to 1/2"                   | 3/4"                   | 7/16"                  | 316LBS22-25                          | 316LBS22-25-KIT                          | 316LBLEP22-25*                   |
|                        | 0 to 1/2"                   | 1"                     |                        | 316LBS22-30                          | 316LBS22-30-KIT                          | 316LBLEP22-30*                   |
|                        | 0 to 1/2"                   | 1-3/4"                 |                        | 316LBS22-50                          | 316LBS22-50-KIT                          | 316LBLEP22-50*                   |
|                        | 0 to 1/2"                   | 2-1/2"                 |                        | 316LBS22-70                          | 316LBS22-70-KIT                          | 316LBLEP22-70*                   |
| 1-1/4"                 | 3/4" to 1"                  | Extended Head          | 7/16"                  | 316LBS25-12                          | 316LBS25-12-KIT                          | 316LBLEP25-12*                   |
|                        | 0 to 1/4"                   | 1/2"                   |                        | 316LBS25-25                          | 316LBS25-25-KIT                          | 316LBLEP25-25*                   |
|                        | 0 to 1/2"                   | 3/4"                   |                        | 316LBS25-30                          | 316LBS25-30-KIT                          | 316LBLEP25-30*                   |
|                        | 0 to 1/2"                   | 1"                     |                        | 316LBS25-50                          | 316LBS25-50-KIT                          | 316LBLEP25-50*                   |
| 1-1/4"                 | 0 to 1/2"                   | 1-3/4"                 | 7/16"                  | 316LBS25-70                          | 316LBS25-70-KIT                          | 316LBLEP25-70*                   |
|                        | 3/4" to 1"                  | Extended Head          |                        | 316LBS30-12                          | 316LBS30-12-KIT                          | 316LBLEP30-12*                   |
|                        | 0 to 1/4"                   | 1/2"                   |                        | 316LBS30-25                          | 316LBS30-25-KIT                          | 316LBLEP30-25*                   |
|                        | 0 to 1/2"                   | 3/4"                   |                        | 316LBS30-30                          | 316LBS30-30-KIT                          | 316LBLEP30-30*                   |
| 1-1/4"                 | 0 to 1/2"                   | 1"                     | 7/16"                  | 316LBS30-50                          | 316LBS30-50-KIT                          | 316LBLEP30-50*                   |
|                        | 0 to 1/2"                   | 1-3/4"                 |                        | 316LBS30-70                          | 316LBS30-70-KIT                          | 316LBLEP30-70*                   |
|                        | 0 to 1/2"                   | 2-1/2"                 |                        | 316LBS30-12                          | 316LBS30-12-KIT                          | 316LBLEP30-12*                   |
|                        | 3/4" to 1"                  | Extended Head          |                        | 316LBS30-25                          | 316LBS30-25-KIT                          | 316LBLEP30-25*                   |
| 1-1/4"                 | 0 to 1/2"                   | 1"                     | 7/16"                  | 316LBS30-30                          | 316LBS30-30-KIT                          | 316LBLEP30-30*                   |
|                        | 0 to 1/2"                   | 1-3/4"                 |                        | 316LBS30-50                          | 316LBS30-50-KIT                          | 316LBLEP30-50*                   |
|                        | 0 to 1/2"                   | 2-1/2"                 |                        | 316LBS30-70                          | 316LBS30-70-KIT                          | 316LBLEP30-70*                   |
|                        | 3/4" to 1"                  | Extended Head          |                        | 316LBS30-12                          | 316LBS30-12-KIT                          | 316LBLEP30-12*                   |
| 1-1/4"                 | 0 to 1/4"                   | 1/2"                   | 7/16"                  | 316LBS30-25                          | 316LBS30-25-KIT                          | 316LBLEP30-25*                   |
|                        | 0 to 1/2"                   | 3/4"                   |                        | 316LBS30-30                          | 316LBS30-30-KIT                          | 316LBLEP30-30*                   |
|                        | 0 to 1/2"                   | 1"                     |                        | 316LBS30-50                          | 316LBS30-50-KIT                          | 316LBLEP30-50*                   |
|                        | 0 to 1/2"                   | 1-3/4"                 |                        | 316LBS30-70                          | 316LBS30-70-KIT                          | 316LBLEP30-70*                   |
| 1-1/4"                 | 0 to 1/2"                   | 2-1/2"                 | 7/16"                  | 316LBS30-12                          | 316LBS30-12-KIT                          | 316LBLEP30-12*                   |
|                        | 3/4" to 1"                  | Extended Head          |                        | 316LBS30-25                          | 316LBS30-25-KIT                          | 316LBLEP30-25*                   |
|                        | 0 to 1/4"                   | 1/2"                   |                        | 316LBS30-30                          | 316LBS30-30-KIT                          | 316LBLEP30-30*                   |
|                        | 0 to 1/2"                   | 3/4"                   |                        | 316LBS30-50                          | 316LBS30-50-KIT                          | 316LBLEP30-50*                   |
| 1-1/4"                 | 0 to 1/2"                   | 1"                     | 7/16"                  | 316LBS30-70                          | 316LBS30-70-KIT                          | 316LBLEP30-70*                   |
|                        | 3/4" to 1"                  | Extended Head          |                        | 316LBS30-12                          | 316LBS30-12-KIT                          | 316LBLEP30-12*                   |
|                        | 0 to 1/4"                   | 1/2"                   |                        | 316LBS30-25                          | 316LBS30-25-KIT                          | 316LBLEP30-25*                   |
|                        | 0 to 1/2"                   | 3/4"                   |                        | 316LBS30-30                          | 316LBS30-30-KIT                          | 316LBLEP30-30*                   |
| 1-1/4"                 | 0 to 1/2"                   | 1"                     | 7/16"                  | 316LBS30-50                          | 316LBS30-50-KIT                          | 316LBLEP30-50*                   |
|                        | 0 to 1/2"                   | 1-3/4"                 |                        | 316LBS30-70                          | 316LBS30-70-KIT                          | 316LBLEP30-70*                   |
|                        | 0 to 1/2"                   | 2-1/2"                 |                        | 316LBS30-12                          | 316LBS30-12-KIT                          | 316LBLEP30-12*                   |
|                        | 3/4" to 1"                  | Extended Head          |                        | 316LBS30-25                          | 316LBS30-25-KIT                          | 316LBLEP30-25*                   |
| 1-1/4"                 | 0 to 1/4"                   | 1/2"                   | 7/16"                  | 316LBS30-30                          | 316LBS30-30-KIT                          | 316LBLEP30-30*                   |
|                        | 0 to 1/2"                   | 3/4"                   |                        | 316LBS30-50                          | 316LBS30-50-KIT                          | 316LBLEP30-50*                   |
|                        | 0 to 1/2"                   | 1"                     |                        | 316LBS30-70                          | 316LBS30-70-KIT                          | 316LBLEP30-70*                   |
|                        | 3/4" to 1"                  | Extended Head          |                        | 316LBS30-12                          | 316LBS30-12-KIT                          | 316LBLEP30-12*                   |
| 1-1/4"                 | 0 to 1/4"                   | 1/2"                   | 7/16"                  | 316LBS30-25                          | 316LBS30-25-KIT                          | 316LBLEP30-25*                   |
|                        | 0 to 1/2"                   | 3/4"                   |                        | 316LBS30-30                          | 316LBS30-30-KIT                          | 316LBLEP30-30*                   |
|                        | 0 to 1/2"                   | 1"                     |                        | 316LBS30-50                          | 316LBS30-50-KIT                          | 316LBLEP30-50*                   |
|                        | 0 to 1/2"                   | 1-3/4"                 |                        | 316LBS30-70                          | 316LBS30-70-KIT                          | 316LBLEP30-70*                   |
| 1-1/4"                 | 0 to 1/2"                   | 2-1/2"                 | 7/16"                  | 316LBS30-12                          | 316LBS30-12-KIT                          | 316LBLEP30-12*                   |
|                        | 3/4" to 1"                  | Extended Head          |                        | 316LBS30-25                          | 316LBS30-25-KIT                          | 316LBLEP30-25*                   |
|                        | 0 to 1/4"                   | 1/2"                   |                        | 316LBS30-30                          | 316LBS30-30-KIT                          | 316LBLEP30-30*                   |
|                        | 0 to 1/2"                   | 3/4"                   |                        | 316LBS30-50                          | 316LBS30-50-KIT                          | 316LBLEP30-50*                   |
| 1-1/4"                 | 0 to 1/2"                   | 1"                     | 7/16"                  | 316LBS30-70                          | 316LBS30-70-KIT                          | 316LBLEP30-70*                   |
|                        | 3/4" to 1"                  | Extended Head          |                        | 316LBS30-12                          | 316LBS30-12-KIT                          | 316LBLEP30-12*                   |
|                        | 0 to 1/4"                   | 1/2"                   |                        | 316LBS30-25                          | 316LBS30-25-KIT                          | 316LBLEP30-25*                   |
|                        | 0 to 1/2"                   | 3/4"                   |                        | 316LBS30-30                          | 316LBS30-30-KIT                          | 316LBLEP30-30*                   |
| 1-1/4"                 | 0 to 1/2"                   | 1"                     | 7/16"                  | 316LBS30-50                          | 316LBS30-50-KIT                          | 316LBLEP30-50*                   |
|                        | 0 to 1/2"                   | 1-3/4"                 |                        | 316LBS30-70                          | 316LBS30-70-KIT                          | 316LBLEP30-70*                   |
|                        | 0 to 1/2"                   | 2-1/2"                 |                        | 316LBS30-12                          | 316LBS30-12-KIT                          | 316LBLEP30-12*                   |
|                        | 3/4" to 1"                  | Extended Head          |                        | 316LBS30-25                          | 316LBS30-25-KIT                          | 316LBLEP30-25*                   |
| 1-1/4"                 | 0 to 1/4"                   | 1/2"                   | 7/16"                  | 316LBS30-30                          | 316LBS30-30-KIT                          | 316LBLEP30-30*                   |
|                        | 0 to 1/2"                   | 3/4"                   |                        | 316LBS30-50                          | 316LBS30-50-KIT                          | 316LBLEP30-50*                   |
|                        | 0 to 1/2"                   | 1"                     |                        | 316LBS30-70                          | 316LBS30-70-KIT                          | 316LBLEP30-70*                   |
|                        | 3/4" to 1"                  | Extended Head          |                        | 316LBS30-12                          | 316LBS30-12-KIT                          | 316LBLEP30-12*                   |
| 1-1/4"                 | 0 to 1/4"                   | 1/2"                   | 7/16"                  | 316LBS30-25                          | 316LBS30-25-KIT                          | 316LBLEP30-25*                   |
|                        | 0 to 1/2"                   | 3/4"                   |                        | 316LBS30-30                          | 316LBS30-30-KIT                          | 316LBLEP30-30*                   |
|                        | 0 to 1/2"                   | 1"                     |                        | 316LBS30-50                          | 316LBS30-50-KIT                          | 316LBLEP30-50*                   |
|                        | 0 to 1/2"                   | 1-3/4"                 |                        | 316LBS30-70                          | 316LBS30-70-KIT                          | 316LBLEP30-70*                   |
| 1-1/4"                 | 0 to 1/2"                   | 2-1/2"                 | 7/16"                  | 316LBS30-12                          | 316LBS30-12-KIT                          | 316LBLEP30-12*                   |
|                        | 3/4" to 1"                  | Extended Head          |                        | 316LBS30-25                          | 316LBS30-25-KIT                          | 316LBLEP30-25*                   |
|                        | 0 to 1/4"                   | 1/2"                   |                        | 316LBS30-30                          | 316LBS30-30-KIT                          | 316LBLEP30-30*                   |
|                        | 0 to 1/2"                   | 3/4"                   |                        | 316LBS30-50                          | 316LBS30-50-KIT                          | 316LBLEP30-50*                   |
| 1-1/4"                 | 0 to 1/2"                   | 1"                     | 7/16"                  | 316LBS30-70                          | 316LBS30-70-KIT                          | 316LBLEP30-70*                   |
|                        | 3/4" to 1"                  | Extended Head          |                        | 316LBS30-12                          | 316LBS30-12-KIT                          | 316LBLEP30-12*                   |
|                        | 0 to 1/4"                   | 1/2"                   |                        | 316LBS30-25                          | 316LBS30-25-KIT                          | 316LBLEP30-25*                   |
|                        | 0 to 1/2"                   | 3/4"                   |                        | 316LBS30-30                          | 316LBS30-30-KIT                          | 316LBLEP30-30*                   |
| 1-1/4"                 | 0 to 1/2"                   | 1"                     | 7/16"                  | 316LBS30-50                          | 316LBS30-50-KIT                          | 316LBLEP30-50*                   |
|                        | 0 to 1/2"                   | 1-3/4"                 |                        | 316LBS30-70                          | 316LBS30-70-KIT                          | 316LBLEP30-70*                   |
|                        | 0 to 1/2"                   | 2-1/2"                 |                        | 316LBS30-12                          | 316LBS30-12-KIT                          | 316LBLEP30-12*                   |
|                        | 3/4" to 1"                  | Extended Head          |                        | 316LBS30-25                          | 316LBS30-25-KIT                          | 316LBLEP30-25*                   |
| 1-1/4"                 | 0 to 1/4"                   | 1/2"                   | 7/16"                  | 316LBS30-30                          | 316LBS30-30-KIT                          | 316LBLEP30-30*                   |
|                        | 0 to 1/2"                   | 3/4"                   |                        | 316LBS30-50                          | 316LBS30-50-KIT                          | 316LBLEP30-50*                   |
|                        | 0 to 1/2"                   | 1"                     |                        | 316LBS30-70                          | 316LBS30-70-KIT                          | 316LBLEP30-70*                   |
|                        | 3/4" to 1"                  | Extended Head          |                        | 316LBS30-12                          | 316LBS30-12-KIT                          | 316LBLEP30-12*                   |
| 1-1/4"                 | 0 to 1/4"                   | 1/2"                   | 7/16"                  | 316LBS30-25                          | 316LBS30-25-KIT                          | 316LBLEP30-25*                   |
|                        | 0 to 1/2"                   | 3/4"                   |                        | 316LBS30-30                          | 316LBS30-30-KIT                          | 316LBLEP30-30*                   |
|                        | 0 to 1/2"                   | 1"                     |                        | 316LBS30-50                          | 316LBS30-50-KIT                          | 316LBLEP30-50*                   |
|                        | 0 to 1/2"                   | 1-3/4"                 |                        | 316LBS30-70                          | 316LBS30-70-KIT                          | 316LBLEP30-70*                   |
| 1-1/4"                 | 0 to 1/2"                   | 2-1/2"                 | 7/16"                  | 316LBS30-12                          | 316LBS30-12-KIT                          | 316LBLEP30-12*                   |
|                        | 3/4" to 1"                  | Extended Head          |                        | 316LBS30-25                          | 316LBS30-25-KIT                          | 316LBLEP30-25*                   |
|                        | 0 to 1/4"                   | 1/2"                   |                        | 316LBS30-30                          | 316LBS30-30-KIT                          | 316LBLEP30-30*                   |
|                        | 0 to 1/2"                   | 3/4"                   |                        | 316LBS30-50                          | 316LBS30-50-KIT                          | 316LBLEP30-50*                   |
| 1-1/4"                 | 0 to 1/2"                   | 1"                     | 7/16"                  | 316LBS30-70                          | 316LBS30-70-KIT                          | 316LBLEP30-70*                   |
|                        | 3/4" to 1"                  | Extended Head          |                        | 316LBS30-12                          | 316LBS30-12-KIT                          | 316LBLEP30-12*                   |
|                        | 0 to 1/4"                   | 1/2"                   |                        | 316LBS30-25                          | 316LBS30-25-KIT                          | 316LBLEP30-25*                   |
|                        | 0 to 1/2"                   | 3/4"                   |                        | 316LBS30-30                          | 316LBS30-30-KIT                          | 316LBLEP30-30*                   |
| 1-1/4"                 | 0 to 1/2"                   | 1"                     | 7/16"                  | 316LBS30-50                          | 316LBS30-50-KIT                          | 316LBLEP30-50*                   |
|                        | 0 to 1/2"                   | 1-3/4"                 |                        | 316LBS30-70                          | 316LBS30-70-KIT                          | 316LBLEP30-70*                   |
|                        | 0 to 1/2"                   | 2-1/2"                 |                        | 316LBS30-12                          | 316LBS30-12-KIT                          | 316LBLEP30-12*                   |
|                        | 3/4" to 1"                  | Extended Head          |                        | 316LBS30-25                          | 316LBS30-25-KIT                          | 316LBLEP30-25*                   |
| 1-1/4"                 | 0 to 1/4"                   | 1/2"                   | 7/16"                  | 316LBS30-30                          | 316LBS30-30-KIT                          | 316LBLEP30-30*                   |
|                        | 0 to 1/2"                   | 3/4"                   |                        | 316LBS30-50                          | 316LBS30-50-KIT                          | 316LBLEP30-50*                   |
|                        | 0 to 1/2"                   | 1"                     |                        | 316LBS30-70                          | 316LBS30-70-KIT                          | 316LBLEP30-70*                   |
|                        | 3/4" to 1"                  | Extended Head          |                        | 316LBS30-12                          | 316LBS30-12-KIT                          | 316LBLEP30-12*                   |
| 1-1/4"                 | 0 to 1/4"                   | 1/2"                   | 7/16"                  | 316LBS30-25                          | 316LBS30-25-KIT                          | 316LBLEP30-25*                   |
|                        | 0 to 1/2"                   | 3/4"                   |                        | 316LBS30-30                          | 316LBS30-30-KIT                          | 316LBLEP30-30*                   |
|                        | 0 to 1/2"                   | 1"                     |                        | 316LBS30-50                          | 316LBS30-50-KIT                          | 316LBLEP30-50*                   |
|                        | 0 to 1/2"                   | 1-3/4"                 |                        | 316LBS30-70                          | 316LBS30-70-KIT                          | 316LBLEP30-70*                   |
| 1-1/4"                 | 0 to 1/2"                   | 2-1/2"                 | 7/16"                  | 316LBS30-12                          | 316LBS30-12-KIT                          | 316LBLEP30-12*                   |
|                        | 3/4" to 1"                  | Extended Head          |                        | 316LBS30-25                          | 316LBS30-25-KIT                          | 316LBLEP30-25*                   |
|                        | 0 to 1/4"                   | 1/2"                   |                        | 316LBS30-30                          | 316LBS30-30-KIT                          | 316LBLEP30-30*                   |
|                        | 0 to 1/2"                   | 3/4"                   |                        | 316LBS30-50                          | 316LBS30-50-KIT                          | 316LBLEP30-50*                   |
| 1-1/4"                 | 0 to 1/2"                   | 1"                     | 7/16"                  | 316LBS30-70                          | 316LBS30-70-KIT                          | 316LBLEP30-70*                   |

## Stainless Steel Magnetic Standoffs

**Product**  
Cap  
Washers  
Magnetic Barrel

**Unique Features**  
Indoor Use Only  
Wall Mounted  
Removable

**Area Of Use**  
Signage  
Wayfinder  
Display  
Advertising

**Additional Details**  
Strong Neodymium Magnets




Magnetic

## Stainless Steel Magnetic Standoffs

Our new magnetic standoffs are the perfect solution for signs and artwork to be easily removed, swapped or moved, with a magnet directly embedded within the stainless steel barrel, you may choose to use provided steel washers as your mounting solution or they can be used on any surface made of steel.



NEW



NEW



### Magnetic Standoffs Wall Frame Kits

Includes:

- 4 x Magnetic Standoffs
- 4 x Stainless Steel Washers
- 2 x 1/8" Acrylic Sheets
- 4 x Screws and Anchors
- 1 x Drill Template and Instruction Guide



| Acrylic Width | Acrylic Height | Acrylic Thickness | Kit of 4 Magnetic Standoffs included |
|---------------|----------------|-------------------|--------------------------------------|
| 8-1/2"        | 11"            | 1/8" each         | AMS85X11                             |
| 10"           | 12-1/2"        | 1/8" each         | AMS10X125                            |

### Magnetic Standoffs Kit of 4

Includes:

- 4 x Magnetic Standoffs
- 4 x Stainless Steel Washers
- 4 x Screws and Anchors
- 1 x Instruction Guide

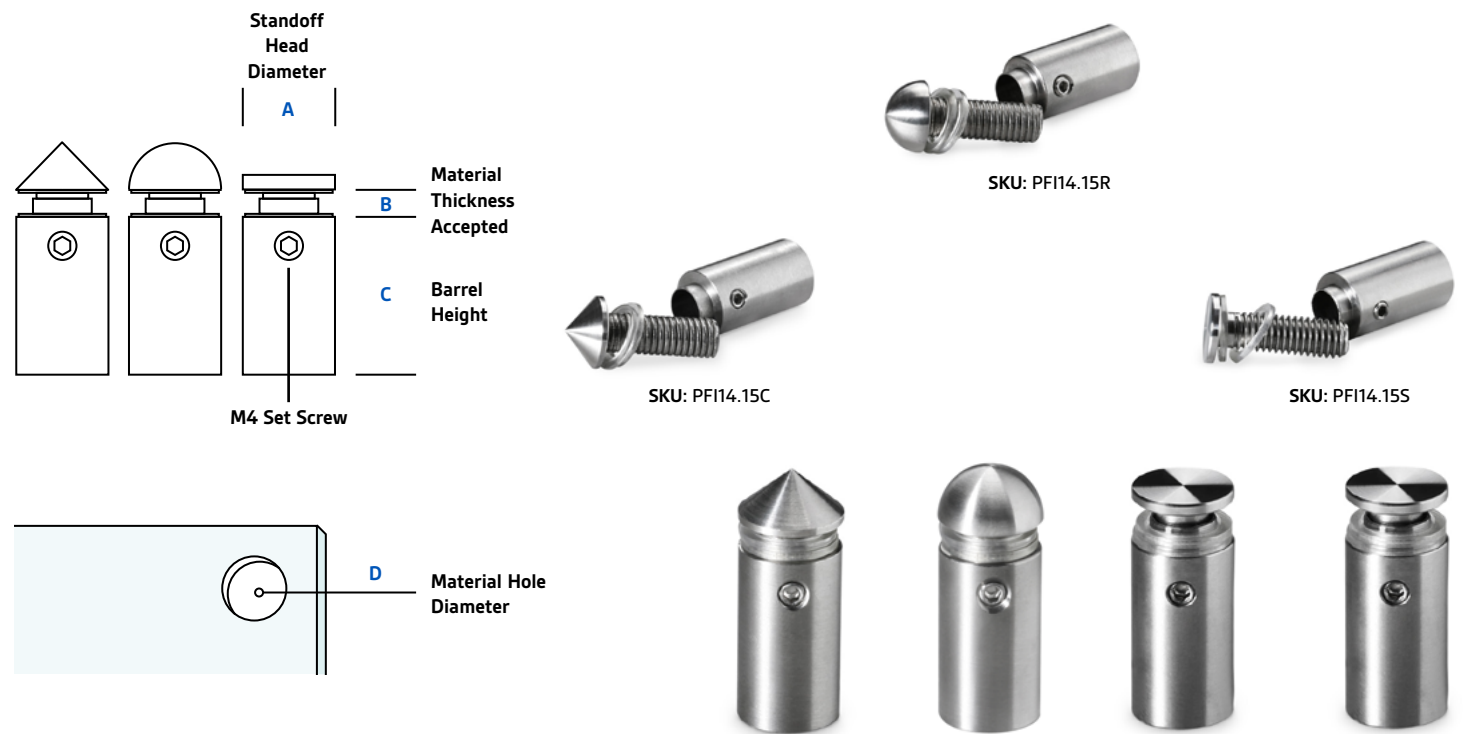



| Standoff Diameter | Material Thickness Accepted | Barrel Height | Hardware included (SS) |
|-------------------|-----------------------------|---------------|------------------------|
| 1/2"              | 5/16" to 3/8"               | 9/16"         | MS075SS304             |



## Stainless Steel Tamper Proof Special Standoffs

- Product**  
Head  
Washers  
Barrel
- Unique Features**  
(201) Indoor Use Only  
(304) Indoor & Outdoor  
Wall Mounted  
2 Different Diameters
- Area Of Use**  
Signage  
Wayfinder  
Display  
Advertising
- Additional Details**  
Non-threaded barrel  
Tamper Proof




| Standoff Head Diameter | Material Thickness Accepted | Standoff Barrel Height | Material Hole Diameter | Satin Brushed Conical Head (SS) | Satin Brushed Round Head (SS) | Satin Brushed Flat Head (SS) | Satin Brushed Flat Head 304 (SS) |
|------------------------|-----------------------------|------------------------|------------------------|---------------------------------|-------------------------------|------------------------------|----------------------------------|
| A                      | B                           | C                      | D                      |                                 |                               |                              |                                  |
| 1/2"                   | 1/8" to 1/4"                | 1/2"                   | 3/8"                   | PFI14.15C                       | PFI14.15R                     | PFI14.15                     | PFI14.15S                        |
| 1/2"                   | 1/8" and 5/8"               | 1"                     | 3/8"                   | PFI14.25C                       | PFI14.25R                     | PFI14.25                     | PFI14.25S                        |

Use for drywall: screw 2208 and anchor ANC5, ANC5Z. Use for concrete: screw 2208 and anchor ANC1  
\* Non-threaded barrel. \* Mounting hardware not included.

## Glass Standoffs with Material Connector

- Product**  
Head  
Washers  
Barrel
- Unique Features**  
(201) Indoor Use Only  
(304) Indoor & Outdoor  
Wall Mounted  
2 Different Diameters
- Area Of Use**  
Signage  
Wayfinder  
Display  
Advertising
- Additional Details**  
Non-threaded barrel  
Tamper Proof

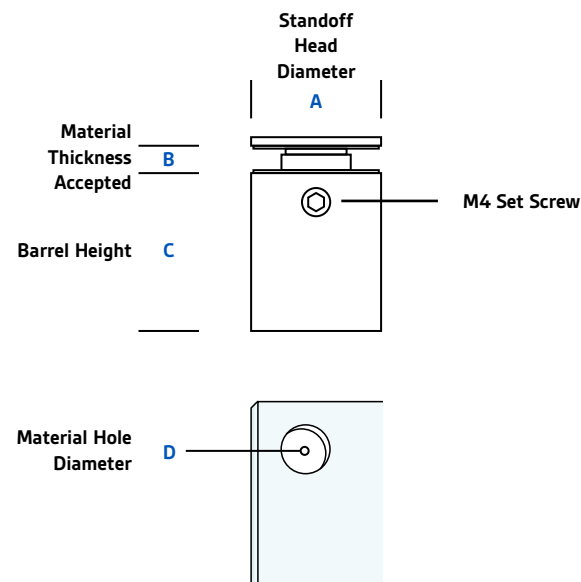


| Standoff Head Diameter | Material Thickness Accepted | Standoff Barrel Height | Material Hole Diameter | Satin Brushed Standard Head (SS) | Satin Brushed Flat Head (SS) | Satin Brushed Flat Head 304 (SS) |
|------------------------|-----------------------------|------------------------|------------------------|----------------------------------|------------------------------|----------------------------------|
| A                      | B                           | C                      | D                      |                                  |                              |                                  |
| 3/4"                   | 1/8" and 5/8"               | 1"                     | 3/8"                   | PFI19.25ST                       | PFI19.25FL                   | PFI19.25SST                      |
| 1"                     | 1/8" and 5/8"               | 1"                     | 3/8"                   | PFI25.25ST                       | PFI25.25FL                   | PFI25.25SST                      |

Use for drywall: screw 2216 and anchor ANC6, ANC6Z. Use for concrete: screw 2216 and anchor ANC2  
\* Non-threaded Barrel. \* Mounting hardware not included.

## Stainless Steel Tamper Proof Square Standoffs

|                           |  |
|---------------------------|--|
| <b>Product</b>            | Head<br>Washers<br>Barrel  |
| <b>Unique Features</b>    | 201 Indoor Use only<br>304 Indoor & Outdoor Use<br>Wall Mounted<br>3 Different Heights<br>3 Different Widths |
| <b>Area Of Use</b>        | Signage<br>Wayfinder<br>Display<br>Advertising   |
| <b>Additional Details</b> | Non-threaded barrel<br>Tamper Proof  |

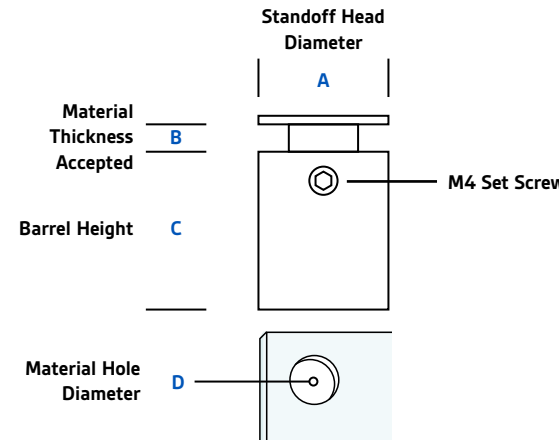


| Standoff Head<br>A | Material Thickness Accepted<br>B | Standoff Barrel Height<br>C | Material Hole Diameter<br>D | Satin Brushed 201 (SS) | Satin Brushed 304 (SP) |
|--------------------|----------------------------------|-----------------------------|-----------------------------|------------------------|------------------------|
| 1/2"               | 1/8" and 3/16"                   | 1/2"                        | 3/8"                        | CPF14.14               | N/A                    |
| 7/8"               | 1/8" and 1/2"                    | 7/8"                        | 3/8"                        | CPF122.22              | CPF122.22S             |
| 1-3/16"            | 1/8" and 3/4"                    | 1-3/16"                     | 3/8"                        | CPF130.30              | CPF130.30S             |

For 1/2" Drywall Hardware: Screw 2208 and anchor ANC5, ANC5Z. Concrete Hardware: Concrete Hardware: screw 2208 and anchor ANC1  
 For 7/8" and 1-3/16" Drywall Hardware: Screw 2216 and anchor ANC6, ANC6Z. Concrete Hardware: Concrete Hardware: screw 2216 and anchor ANC2  
 \* Mounting hardware not included. \* Non-threaded barrel.

## Tamper Proof Flat Head Standoffs

|                           |  |
|---------------------------|--|
| <b>Product</b>            | Head<br>Barrel   |
| <b>Unique Features</b>    | Indoor & Outdoor Use<br>Wall mounted<br>3 Different Diameters<br>4 Different Heights |
| <b>Area Of Use</b>        | Signage<br>Wayfinder<br>Display<br>Advertising                                       |
| <b>Additional Details</b> | Non-threaded stud<br>Tamper Proof  |



| Standoff Head Diameter<br>A | Material Thickness Accepted<br>B | Standoff Barrel Height<br>C | Material Hole Diameter<br>D | Aluminum Clear (A) | Aluminum Black (B) | Stainless Steel Brushed (201) (SS) | Stainless Steel Satin Brushed (304) (SS) |
|-----------------------------|----------------------------------|-----------------------------|-----------------------------|--------------------|--------------------|------------------------------------|--|
|                             | 0 to 1/16"                       | 1/2"                        |                             | GS050-050A         | GS050-050B         | GS050-050S                         | GS050-050S304                            |
| 1/2"                        | 0 to 1/2"                        | 1"                          | 5/16"                       | GS050-100A         | GS050-100B         | GS050-100S                         | GS050-100S304                            |
|                             | 0 to 1/2"                        | 2"                          |                             | GS050-200A         | GS050-200B         | GS050-200S                         | GS050-200S304                            |
|                             | 0 to 1/16"                       | 5/16"                       |                             | GS075-050A         | GS075-050B         | GS075-050S                         | GS075-050S304                            |
| 3/4"                        | 0 to 1/2"                        | 1"                          | 7/16"                       | GS075-100A         | GS075-100B         | GS075-100S                         | GS075-100S304                            |
|                             | 0 to 1/2"                        | 2"                          |                             | GS075-200A         | GS075-200B         | GS075-200S                         | GS075-200S304                            |
|                             | 0 to 1/16"                       | 5/16"                       |                             | GS100-050A         | GS100-050B         | GS100-050S                         | GS100-050S304                            |
| 1"                          | 0 to 1/2"                        | 1"                          | 7/16"                       | GS100-100A         | GS100-100B         | GS100-100S                         | GS100-100S304                            |
|                             | 0 to 1/2"                        | 2"                          |                             | GS100-200A         | GS100-200B         | GS100-200S                         | GS100-200S304                            |

Use for drywall: screw 2208 and anchor ANC5, ANC5Z. Use for concrete: screw 2208 and anchor ANC1  
 \* Mounting hardware not included. \* Non-threaded stud.

## Stainless Steel Hollow Standoffs


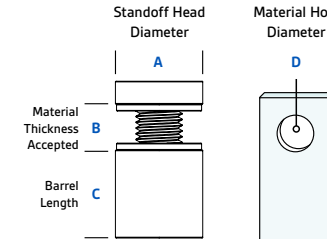
- Product**
  - Heads
  - Washers
  - Barrels
- Unique Features**
  - Indoor Use Only
  - Wall Mounted
  - 5 Different Heights
  - 6 Different Diameters
  - 2 Finishes
- Area Of Use**
  - Signage
  - Wayfinder
  - Display
  - Advertising
- Additional Details**
  - Eco-Lite Stainless Steel



All Hollow Standoffs are FINAL SALE! NO RETURNS, NO REFUNDS!

## Stainless Steel Hollow Standoffs

Its hollow design provides a lightweight yet sturdy solution for structural projects.



| Standoff Head Diameter<br>A | Material Thickness Accepted<br>B | Standoff Barrel Height<br>C | Material Hole Diameter<br>D | Satin Brushed (HBSL) | Satin Brushed Kits (HBSL) | Matte Black (MB) | Matte Black Kits (MB) |
|-----------------------------|----------------------------------|-----------------------------|-----------------------------|----------------------|---------------------------|------------------|-----------------------|
| 1/2"                        | 0 to 1/4"                        | 1/2"                        | 3/8"                        | HBSL12-12            | HBSL12-12-KIT             | HBSL12-12MB      | HBSL12-12MB-KIT       |
|                             | 0 to 1/2"                        | 3/4"                        |                             | HBSL12-25            | HBSL12-25-KIT             | HBSL12-25MB      | HBSL12-25MB-KIT       |
|                             | 0 to 1/2"                        | 1"                          |                             | HBSL12-30            | HBSL12-30-KIT             | HBSL12-30MB      | HBSL12-30MB-KIT       |
|                             | 0 to 1/2"                        | 1-3/4"                      |                             | HBSL12-50            | HBSL12-50-KIT             | HBSL12-50MB      | HBSL12-50MB-KIT       |
| 5/8"                        | 0 to 1/2"                        | 2-1/2"                      | 7/16"                       | HBSL12-70            | HBSL12-70-KIT             | HBSL12-70MB      | HBSL12-70MB-KIT       |
|                             | 0 to 1/4"                        | 1/2"                        |                             | HBSL16-12            | HBSL16-12-KIT             | HBSL16-12MB      | HBSL16-12MB-KIT       |
|                             | 0 to 1/2"                        | 3/4"                        |                             | HBSL16-25            | HBSL16-25-KIT             | HBSL16-25MB      | HBSL16-25MB-KIT       |
|                             | 0 to 1/2"                        | 1"                          |                             | HBSL16-30            | HBSL16-30-KIT             | HBSL16-30MB      | HBSL16-30MB-KIT       |
| 3/4"                        | 0 to 1/2"                        | 1-3/4"                      | 7/16"                       | HBSL16-50            | HBSL16-50-KIT             | HBSL16-50MB      | HBSL16-50MB-KIT       |
|                             | 0 to 1/2"                        | 2-1/2"                      |                             | HBSL16-70            | HBSL16-70-KIT             | HBSL16-70MB      | HBSL16-70MB-KIT       |
|                             | 0 to 1/4"                        | 1/2"                        |                             | HBSL19-12            | HBSL19-12-KIT             | HBSL19-12MB      | HBSL19-12MB-KIT       |
|                             | 0 to 1/2"                        | 3/4"                        |                             | HBSL19-25            | HBSL19-25-KIT             | HBSL19-25MB      | HBSL19-25MB-KIT       |
| 7/8"                        | 0 to 1/2"                        | 1"                          | 7/16"                       | HBSL19-30            | HBSL19-30-KIT             | HBSL19-30MB      | HBSL19-30MB-KIT       |
|                             | 0 to 1/2"                        | 1-3/4"                      |                             | HBSL19-50            | HBSL19-50-KIT             | HBSL19-50MB      | HBSL19-50MB-KIT       |
|                             | 0 to 1/2"                        | 2-1/2"                      |                             | HBSL19-70            | HBSL19-70-KIT             | HBSL19-70MB      | HBSL19-70MB-KIT       |
|                             | 0 to 1/4"                        | 1/2"                        |                             | HBSL22-12            | HBSL22-12-KIT             | HBSL22-12MB      | HBSL22-12MB-KIT       |
| 1"                          | 0 to 1/2"                        | 3/4"                        | 7/16"                       | HBSL22-25            | HBSL22-25-KIT             | HBSL22-25MB      | HBSL22-25MB-KIT       |
|                             | 0 to 1/2"                        | 1"                          |                             | HBSL22-30            | HBSL22-30-KIT             | HBSL22-30MB      | HBSL22-30MB-KIT       |
|                             | 0 to 1/2"                        | 1-3/4"                      |                             | HBSL22-50            | HBSL22-50-KIT             | HBSL22-50MB      | HBSL22-50MB-KIT       |
|                             | 0 to 1/2"                        | 2-1/2"                      |                             | HBSL22-70            | HBSL22-70-KIT             | HBSL22-70MB      | HBSL22-70MB-KIT       |
| 1-1/4"                      | 0 to 1/4"                        | 1/2"                        | 7/16"                       | HBSL25-12            | HBSL25-12-KIT             | HBSL25-12MB      | HBSL25-12MB-KIT       |
|                             | 0 to 1/2"                        | 3/4"                        |                             | HBSL25-25            | HBSL25-25-KIT             | HBSL25-25MB      | HBSL25-25MB-KIT       |
|                             | 0 to 1/2"                        | 1"                          |                             | HBSL25-30            | HBSL25-30-KIT             | HBSL25-30MB      | HBSL25-30MB-KIT       |
|                             | 0 to 1/2"                        | 1-3/4"                      |                             | HBSL25-50            | HBSL25-50-KIT             | HBSL25-50MB      | HBSL25-50MB-KIT       |
| 1-1/4"                      | 0 to 1/2"                        | 2-1/2"                      | 7/16"                       | HBSL25-70            | HBSL25-70-KIT             | HBSL25-70MB      | HBSL25-70MB-KIT       |
|                             | 0 to 1/4"                        | 1/2"                        |                             | HBSL30-12            | HBSL30-12-KIT             | HBSL30-12MB      | HBSL30-12MB-KIT       |
|                             | 0 to 1/2"                        | 3/4"                        |                             | HBSL30-25            | HBSL30-25-KIT             | HBSL30-25MB      | HBSL30-25MB-KIT       |
|                             | 0 to 1/2"                        | 1"                          |                             | HBSL30-30            | HBSL30-30-KIT             | HBSL30-30MB      | HBSL30-30MB-KIT       |
| 1-1/4"                      | 0 to 1/2"                        | 1-3/4"                      | 7/16"                       | HBSL30-50            | HBSL30-50-KIT             | HBSL30-50MB      | HBSL30-50MB-KIT       |
|                             | 0 to 1/2"                        | 2-1/2"                      |                             | HBSL30-70            | HBSL30-70-KIT             | HBSL30-70MB      | HBSL30-70MB-KIT       |

All Hollow Standoffs are FINAL SALE! NO RETURNS, NO REFUNDS!

1/2" & 5/8" Diameter: Use for drywall: screw 2208 and anchor ANC5, ANC5Z. Use for concrete: screw 2208 and anchor ANC1  
 3/4" to 1-1/4" Diameter: Use for drywall: screw 2216 and anchor ANC6, ANC6Z. Use for concrete: screw 2216 and anchor ANC2

# Aluminum Standoffs



# Aluminum Standoffs

The Sleek Lines And Appealing Look Of Aluminum With 8 Different Finishes

**Long Lasting**  
Indoor & Outdoor

**Robust**  
Solid Material

**Aesthetic**  
Elegant Finishes



# Aluminum Standoffs

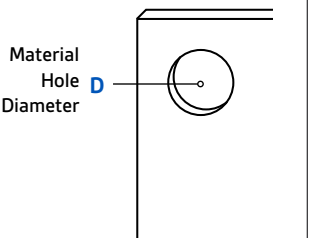
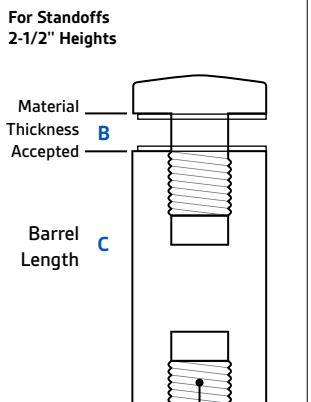
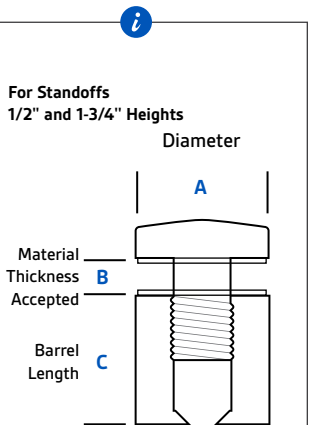
- Units do not include hardware.
- Kits come with 4 standoffs, mounting hardware and instruction guide.
- Head Replacements include 2 nylon washers.



| Standoff Head Diameter | Material Thickness Accepted | Standoff Barrel Height | Material Hole Diameter | Clear (A) | Clear Kits (A) | Clear Head Replacement (A) |
|------------------------|-----------------------------|------------------------|------------------------|-----------|----------------|----------------------------|
| A                      | B                           | C                      | D                      |           |                |                            |
| 1/2"                   | 0 to 1/4"                   | 1/2"                   | 3/8"                   | AL12-12A  | AL12-12A-KIT   | AL12-12A-HEAD              |
|                        | 0 to 1/2"                   | 3/4"                   |                        | AL12-25A  | AL12-25A-KIT   | AL12-A-HEAD                |
|                        | 0 to 1/2"                   | 1"                     |                        | AL12-30A  | AL12-30A-KIT   |                            |
|                        | 0 to 1/2"                   | 1-3/4"                 |                        | AL12-50A  | AL12-50A-KIT   |                            |
| 5/8"                   | 0 to 1/2"                   | 2-1/2"                 | 7/16"                  | AL12-70A  | AL12-70A-KIT   | AL16-A-HEAD                |
|                        | 0 to 1/4"                   | 1/2"                   |                        | AL16-12A  | AL16-12A-KIT   |                            |
|                        | 0 to 1/2"                   | 3/4"                   |                        | AL16-25A  | AL16-25A-KIT   |                            |
|                        | 0 to 1/2"                   | 1"                     |                        | AL16-30A  | AL16-30A-KIT   |                            |
| 3/4"                   | 0 to 1/2"                   | 1-3/4"                 | 7/16"                  | AL16-50A  | AL16-50A-KIT   | AL19-A-HEAD                |
|                        | 0 to 1/2"                   | 2-1/2"                 |                        | AL16-70A  | AL16-70A-KIT   |                            |
|                        | 0 to 1/4"                   | 1/2"                   |                        | AL19-12A  | AL19-12A-KIT   |                            |
|                        | 0 to 1/2"                   | 3/4"                   |                        | AL19-25A  | AL19-25A-KIT   |                            |
| 7/8"                   | 0 to 1/2"                   | 1"                     | 7/16"                  | AL19-30A  | AL19-30A-KIT   | AL22-A-HEAD                |
|                        | 0 to 1/2"                   | 1-3/4"                 |                        | AL19-50A  | AL19-50A-KIT   |                            |
|                        | 0 to 1/2"                   | 2-1/2"                 |                        | AL19-70A  | AL19-70A-KIT   |                            |
|                        | 0 to 1/4"                   | 1/2"                   |                        | AL22-12A  | AL22-12A-KIT   |                            |
| 1"                     | 0 to 1/2"                   | 3/4"                   | 7/16"                  | AL22-25A  | AL22-25A-KIT   | AL25-A-HEAD                |
|                        | 0 to 1/2"                   | 1"                     |                        | AL22-30A  | AL22-30A-KIT   |                            |
|                        | 0 to 1/2"                   | 1-3/4"                 |                        | AL22-50A  | AL22-50A-KIT   |                            |
|                        | 0 to 1/2"                   | 2-1/2"                 |                        | AL22-70A  | AL22-70A-KIT   |                            |
| 1-1/4"                 | 0 to 1/4"                   | 1/2"                   | 7/16"                  | AL25-12A  | AL25-12A-KIT   | AL25-12A-HEAD              |
|                        | 0 to 1/2"                   | 3/4"                   |                        | AL25-25A  | AL25-25A-KIT   | AL25-A-HEAD                |
|                        | 0 to 1/2"                   | 1"                     |                        | AL25-30A  | AL25-30A-KIT   |                            |
|                        | 0 to 1/2"                   | 1-3/4"                 |                        | AL25-50A  | AL25-50A-KIT   |                            |
| 1-1/4"                 | 0 to 1/2"                   | 2-1/2"                 | 7/16"                  | AL25-70A  | AL25-70A-KIT   | AL30-A-HEAD                |
|                        | 0 to 1/4"                   | 1/2"                   |                        | AL30-12A  | AL30-12A-KIT   |                            |
|                        | 0 to 1/2"                   | 3/4"                   |                        | AL30-25A  | AL30-25A-KIT   |                            |
|                        | 0 to 1/2"                   | 1"                     |                        | AL30-30A  | AL30-30A-KIT   |                            |
| 1-1/4"                 | 0 to 1/2"                   | 1-3/4"                 | 7/16"                  | AL30-50A  | AL30-50A-KIT   | AL30-A-HEAD                |
|                        | 0 to 1/2"                   | 2-1/2"                 |                        | AL30-70A  | AL30-70A-KIT   |                            |

1/2" & 5/8" Diameter: Use for drywall: screw 2208 and anchor ANC5, ANC5Z. Use for concrete: screw 2208 and anchor ANC1  
 3/4" to 1-1/4" Diameter: Use for drywall: screw 2216 and anchor ANC6, ANC6Z. Use for concrete: screw 2216 and anchor ANC2

## Standoff Selection Guide



## Aluminum Standoffs

- **Units** do not include hardware.
- **Kits** come with 4 standoffs, mounting hardware and instruction guide.
- **Head Replacements** include 2 nylon washers.

\* See page 25 for selection guide

| Standoff Head Diameter | Material Thickness Accepted | Standoff Barrel Height | Material Hole Diameter | Shiny (AS) | Shiny Kits (AS) | Shiny Head Replacement (AS) | Black (B) | Black Kits (B) | Black Head Replacement (B) |
|------------------------|-----------------------------|------------------------|------------------------|------------|-----------------|-----------------------------|-----------|----------------|----------------------------|
| A                      | B                           | C                      | D                      |            |                 |                             |           |                |                            |
| 1/2"                   | 0 to 1/4"                   | 1/2"                   | 3/8"                   | AL12-12AS  | AL12-12AS-KIT   | AL12-12AS-HEAD              | AL12-12B  | AL12-12B-KIT   | AL12-12B-HEAD              |
|                        | 0 to 1/2"                   | 3/4"                   |                        | AL12-25AS  | AL12-25AS-KIT   |                             | AL12-25B  | AL12-25B-KIT   |                            |
|                        | 0 to 1/2"                   | 1"                     |                        | AL12-30AS  | AL12-30AS-KIT   | AL12-AS-HEAD                | AL12-30B  | AL12-30B-KIT   | AL12-B-HEAD                |
|                        | 0 to 1/2"                   | 1-3/4"                 |                        | AL12-50AS  | AL12-50AS-KIT   |                             | AL12-50B  | AL12-50B-KIT   |                            |
|                        | 0 to 1/2"                   | 2-1/2"                 |                        | AL12-70AS  | AL12-70AS-KIT   |                             | AL12-70B  | AL12-70B-KIT   |                            |
| 5/8"                   | 0 to 1/4"                   | 1/2"                   | 7/16"                  | AL16-12AS  | AL16-12AS-KIT   | AL16-12AS-HEAD              | AL16-12B  | AL16-12B-KIT   | AL16-12B-HEAD              |
|                        | 0 to 1/2"                   | 3/4"                   |                        | AL16-25AS  | AL16-25AS-KIT   |                             | AL16-25B  | AL16-25B-KIT   |                            |
|                        | 0 to 1/2"                   | 1"                     |                        | AL16-30AS  | AL16-30AS-KIT   | AL16-AS-HEAD                | AL16-30B  | AL16-30B-KIT   | AL16-B-HEAD                |
|                        | 0 to 1/2"                   | 1-3/4"                 |                        | AL16-50AS  | AL16-50AS-KIT   |                             | AL16-50B  | AL16-50B-KIT   |                            |
|                        | 0 to 1/2"                   | 2-1/2"                 |                        | AL16-70AS  | AL16-70AS-KIT   |                             | AL16-70B  | AL16-70B-KIT   |                            |
| 3/4"                   | 0 to 1/4"                   | 1/2"                   | 7/16"                  | AL19-12AS  | AL19-12AS-KIT   | AL19-12AS-HEAD              | AL19-12B  | AL19-12B-KIT   | AL19-12B-HEAD              |
|                        | 0 to 1/2"                   | 3/4"                   |                        | AL19-25AS  | AL19-25AS-KIT   |                             | AL19-25B  | AL19-25B-KIT   |                            |
|                        | 0 to 1/2"                   | 1"                     |                        | AL19-30AS  | AL19-30AS-KIT   | AL19-AS-HEAD                | AL19-30B  | AL19-30B-KIT   | AL19-B-HEAD                |
|                        | 0 to 1/2"                   | 1-3/4"                 |                        | AL19-50AS  | AL19-50AS-KIT   |                             | AL19-50B  | AL19-50B-KIT   |                            |
|                        | 0 to 1/2"                   | 2-1/2"                 |                        | AL19-70AS  | AL19-70AS-KIT   |                             | AL19-70B  | AL19-70B-KIT   |                            |
| 7/8"                   | 0 to 1/4"                   | 1/2"                   | 7/16"                  | AL22-12AS  | AL22-12AS-KIT   | AL22-12AS-HEAD              | AL22-12B  | AL22-12B-KIT   | AL22-12B-HEAD              |
|                        | 0 to 1/2"                   | 3/4"                   |                        | AL22-25AS  | AL22-25AS-KIT   |                             | AL22-25B  | AL22-25B-KIT   |                            |
|                        | 0 to 1/2"                   | 1"                     |                        | AL22-30AS  | AL22-30AS-KIT   | AL22-AS-HEAD                | AL22-30B  | AL22-30B-KIT   | AL22-B-HEAD                |
|                        | 0 to 1/2"                   | 1-3/4"                 |                        | AL22-50AS  | AL22-50AS-KIT   |                             | AL22-50B  | AL22-50B-KIT   |                            |
|                        | 0 to 1/2"                   | 2-1/2"                 |                        | AL22-70AS  | AL22-70AS-KIT   |                             | AL22-70B  | AL22-70B-KIT   |                            |
| 1"                     | 0 to 1/4"                   | 1/2"                   | 7/16"                  | AL25-12AS  | AL25-12AS-KIT   | AL25-12AS-HEAD              | AL25-12B  | AL25-12B-KIT   | AL25-12B-HEAD              |
|                        | 0 to 1/2"                   | 3/4"                   |                        | AL25-25AS  | AL25-25AS-KIT   |                             | AL25-25B  | AL25-25B-KIT   |                            |
|                        | 0 to 1/2"                   | 1"                     |                        | AL25-30AS  | AL25-30AS-KIT   | AL25-AS-HEAD                | AL25-30B  | AL25-30B-KIT   | AL25-B-HEAD                |
|                        | 0 to 1/2"                   | 1-3/4"                 |                        | AL25-50AS  | AL25-50AS-KIT   |                             | AL25-50B  | AL25-50B-KIT   |                            |
|                        | 0 to 1/2"                   | 2-1/2"                 |                        | AL25-70AS  | AL25-70AS-KIT   |                             | AL25-70B  | AL25-70B-KIT   |                            |
| 1-1/4"                 | 0 to 1/4"                   | 1/2"                   | 7/16"                  | AL30-12AS  | AL30-12AS-KIT   | AL30-12AS-HEAD              | AL30-12B  | AL30-12B-KIT   | AL30-12B-HEAD              |
|                        | 0 to 1/2"                   | 3/4"                   |                        | AL30-25AS  | AL30-25AS-KIT   |                             | AL30-25B  | AL30-25B-KIT   |                            |
|                        | 0 to 1/2"                   | 1"                     |                        | AL30-30AS  | AL30-30AS-KIT   | AL30-AS-HEAD                | AL30-30B  | AL30-30B-KIT   | AL30-B-HEAD                |
|                        | 0 to 1/2"                   | 1-3/4"                 |                        | AL30-50AS  | AL30-50AS-KIT   |                             | AL30-50B  | AL30-50B-KIT   |                            |
|                        | 0 to 1/2"                   | 2-1/2"                 |                        | AL30-70AS  | AL30-70AS-KIT   |                             | AL30-70B  | AL30-70B-KIT   |                            |

1/2" & 5/8" Diameter: Use for drywall: screw 2208 and anchor ANC5, ANC5Z. Use for concrete: screw 2208 and anchor ANC1  
 3/4" to 1-1/4" Diameter: Use for drywall: screw 2216 and anchor ANC6, ANC6Z. Use for concrete: screw 2216 and anchor ANC2

## Aluminum Standoffs



| Gold (G) | Gold Kits (G) | Gold Head Replacement (G) | Champagne (BR) | Champagne Kits (BR) | Champagne Head Replacement (BR) | Matte Champagne (MBR) | Matte Champagne Kits (MBR) | Matte Champagne Head Replacement (MBR) |
|----------|---------------|---------------------------|----------------|---------------------|---------------------------------|-----------------------|----------------------------|--|
| AL12-12G | AL12-12G-KIT  | AL12-12G-HEAD             | AL12-12BR      | AL12-12BR-KIT       | AL12-12BR-HEAD                  | AL12-12MBR            | AL12-12MBR-KIT             | AL12-12MBR-HEAD                        |
| AL12-25G | AL12-25G-KIT  | AL12-G-HEAD               | AL12-25BR      | AL12-25BR-KIT       | AL12-BR-HEAD                    | AL12-25MBR            | AL12-25MBR-KIT             | AL12-MBR-HEAD                          |
| AL12-30G | AL12-30G-KIT  |                           | AL12-30BR      | AL12-30BR-KIT       |                                 | AL12-30MBR            | AL12-30MBR-KIT             |  |
| AL12-50G | AL12-50G-KIT  |                           | AL12-50BR      | AL12-50BR-KIT       |                                 | AL12-50MBR            | AL12-50MBR-KIT             |  |
| AL12-70G | AL12-70G-KIT  |                           | AL12-70BR      | AL12-70BR-KIT       |                                 | AL12-70MBR            | AL12-70MBR-KIT             |  |
| AL16-12G | AL16-12G-KIT  |                           | AL16-12G-HEAD  | AL16-12BR           |                                 | AL16-12BR-KIT         | AL16-12BR-HEAD             |  |
| AL16-25G | AL16-25G-KIT  | AL16-G-HEAD               | AL16-25BR      | AL16-25BR-KIT       | AL16-BR-HEAD                    | AL16-25MBR            | AL16-25MBR-KIT             | AL16-MBR-HEAD                          |
| AL16-30G | AL16-30G-KIT  |                           | AL16-30BR      | AL16-30BR-KIT       |                                 | AL16-30MBR            | AL16-30MBR-KIT             |  |
| AL16-50G | AL16-50G-KIT  |                           | AL16-50BR      | AL16-50BR-KIT       |                                 | AL16-50MBR            | AL16-50MBR-KIT             |  |
| AL16-70G | AL16-70G-KIT  |                           | AL16-70BR      | AL16-70BR-KIT       |                                 | AL16-70MBR            | AL16-70MBR-KIT             |  |
| AL19-12G | AL19-12G-KIT  |                           | AL19-12G-HEAD  | AL19-12BR           |                                 | AL19-12BR-KIT         | AL19-12BR-HEAD             |  |
| AL19-25G | AL19-25G-KIT  | AL19-G-HEAD               | AL19-25BR      | AL19-25BR-KIT       | AL19-BR-HEAD                    | AL19-25MBR            | AL19-25MBR-KIT             | AL19-MBR-HEAD                          |
| AL19-30G | AL19-30G-KIT  |                           | AL19-30BR      | AL19-30BR-KIT       |                                 | AL19-30MBR            | AL19-30MBR-KIT             |  |
| AL19-50G | AL19-50G-KIT  |                           | AL19-50BR      | AL19-50BR-KIT       |                                 | AL19-50MBR            | AL19-50MBR-KIT             |  |
| AL19-70G | AL19-70G-KIT  |                           | AL19-70BR      | AL19-70BR-KIT       |                                 | AL19-70MBR            | AL19-70MBR-KIT             |  |
| AL22-12G | AL22-12G-KIT  |                           | AL22-12G-HEAD  | AL22-12BR           |                                 | AL22-12BR-KIT         | AL22-12BR-HEAD             |  |
| AL22-25G | AL22-25G-KIT  | AL22-G-HEAD               | AL22-25BR      | AL22-25BR-KIT       | AL22-BR-HEAD                    | AL22-25MBR            | AL22-25MBR-KIT             | AL22-MBR-HEAD                          |
| AL22-30G | AL22-30G-KIT  |                           | AL22-30BR      | AL22-30BR-KIT       |                                 | AL22-30MBR            | AL22-30MBR-KIT             |  |
| AL22-50G | AL22-50G-KIT  |                           | AL22-50BR      | AL22-50BR-KIT       |                                 | AL22-50MBR            | AL22-50MBR-KIT             |  |
| AL22-70G | AL22-70G-KIT  |                           | AL22-70BR      | AL22-70BR-KIT       |                                 | AL22-70MBR            | AL22-70MBR-KIT             |  |
| AL25-12G | AL25-12G-KIT  |                           | AL25-12G-HEAD  | AL25-12BR           |                                 | AL25-12BR-KIT         | AL25-12BR-HEAD             |  |
| AL25-25G | AL25-25G-KIT  | AL25-G-HEAD               | AL25-25BR      | AL25-25BR-KIT       | AL25-BR-HEAD                    | AL25-25MBR            | AL25-25MBR-KIT             | AL25-MBR-HEAD                          |
| AL25-30G | AL25-30G-KIT  |                           | AL25-30BR      | AL25-30BR-KIT       |                                 | AL25-30MBR            | AL25-30MBR-KIT             |  |
| AL25-50G | AL25-50G-KIT  |                           | AL25-50BR      | AL25-50BR-KIT       |                                 | AL25-50MBR            | AL25-50MBR-KIT             |  |
| AL25-70G | AL25-70G-KIT  |                           | AL25-70BR      | AL25-70BR-KIT       |                                 | AL25-70MBR            | AL25-70MBR-KIT             |  |
| AL30-12G | AL30-12G-KIT  |                           | AL30-12G-HEAD  | AL30-12BR           |                                 | AL30-12BR-KIT         | AL30-12BR-HEAD             |  |
| AL30-25G | AL30-25G-KIT  | AL30-G-HEAD               | AL30-25BR      | AL30-25BR-KIT       | AL30-BR-HEAD                    | AL30-25MBR            | AL30-25MBR-KIT             | AL30-MBR-HEAD                          |
| AL30-30G | AL30-30G-KIT  |                           | AL30-30BR      | AL30-30BR-KIT       |                                 | AL30-30MBR            | AL30-30MBR-KIT             |  |
| AL30-50G | AL30-50G-KIT  |                           | AL30-50BR      | AL30-50BR-KIT       |                                 | AL30-50MBR            | AL30-50MBR-KIT             |  |
| AL30-70G | AL30-70G-KIT  |                           | AL30-70BR      | AL30-70BR-KIT       |                                 | AL30-70MBR            | AL30-70MBR-KIT             |  |

1/2" & 5/8" Diameter: Use for drywall: screw 2208 and anchor ANC5, ANC5Z. Use for concrete: screw 2208 and anchor ANC1  
 3/4" to 1-1/4" Diameter: Use for drywall: screw 2216 and anchor ANC6, ANC6Z. Use for concrete: screw 2216 and anchor ANC2

## Aluminum Standoffs

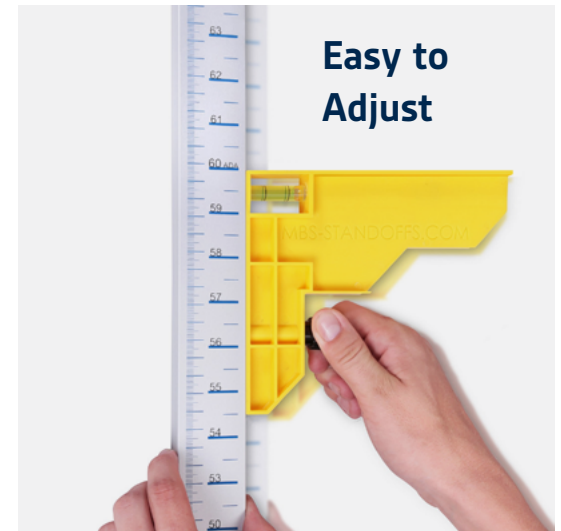
- Units do not include hardware.
- Kits come with 4 standoffs, mounting hardware and instruction guide.
- Head Replacements include 2 nylon washers.

\* See page 25 for selection guide

| Standoff Head Diameter | Material Thickness Accepted | Standoff Barrel Height | Material Hole Diameter | Bronze (AB) | Bronze Kits (AB) | Bronze Head Replacement (AB) | Titanium (T) | Titanium Kits (T) | Titanium Head Replacement (T) |
|------------------------|-----------------------------|------------------------|------------------------|-------------|------------------|------------------------------|--------------|-------------------|-------------------------------|
| A*                     | B*                          | C*                     | D*                     |             |                  |                              |              |                   |                               |
| 1/2"                   | 0 to 1/4"                   | 1/2"                   | 3/8"                   | AL12-12AB   | AL12-12AB-KIT    | AL12-12AB-HEAD               | AL12-12T     | AL12-12T-KIT      | AL12-12T-HEAD                 |
|                        | 0 to 1/2"                   | 3/4"                   |                        | AL12-25AB   | AL12-25AB-KIT    | AL12-AB-HEAD                 | AL12-25T     | AL12-25T-KIT      | AL12-T-HEAD                   |
|                        | 0 to 1/2"                   | 1"                     |                        | AL12-30AB   | AL12-30AB-KIT    |                              | AL12-30T     | AL12-30T-KIT      |                               |
|                        | 0 to 1/2"                   | 1-3/4"                 |                        | AL12-50AB   | AL12-50AB-KIT    |                              | AL12-50T     | AL12-50T-KIT      |                               |
| 5/8"                   | 0 to 1/2"                   | 2-1/2"                 | 7/16"                  | AL12-70AB   | AL12-70AB-KIT    | AL16-AB-HEAD                 | AL12-70T     | AL12-70T-KIT      | AL16-T-HEAD                   |
|                        | 0 to 1/4"                   | 1/2"                   |                        | AL16-12AB   | AL16-12AB-KIT    |                              | AL16-12T     | AL16-12T-KIT      |                               |
|                        | 0 to 1/2"                   | 3/4"                   |                        | AL16-25AB   | AL16-25AB-KIT    |                              | AL16-25T     | AL16-25T-KIT      |                               |
|                        | 0 to 1/2"                   | 1"                     |                        | AL16-30AB   | AL16-30AB-KIT    |                              | AL16-30T     | AL16-30T-KIT      |                               |
| 3/4"                   | 0 to 1/2"                   | 1-3/4"                 | 7/16"                  | AL16-50AB   | AL16-50AB-KIT    | AL19-AB-HEAD                 | AL16-50T     | AL16-50T-KIT      | AL19-T-HEAD                   |
|                        | 0 to 1/2"                   | 2-1/2"                 |                        | AL16-70AB   | AL16-70AB-KIT    |                              | AL16-70T     | AL16-70T-KIT      |                               |
|                        | 0 to 1/4"                   | 1/2"                   |                        | AL19-12AB   | AL19-12AB-KIT    |                              | AL19-12T     | AL19-12T-KIT      |                               |
|                        | 0 to 1/2"                   | 3/4"                   |                        | AL19-25AB   | AL19-25AB-KIT    |                              | AL19-25T     | AL19-25T-KIT      |                               |
| 7/8"                   | 0 to 1/2"                   | 1"                     | 7/16"                  | AL19-30AB   | AL19-30AB-KIT    | AL22-AB-HEAD                 | AL19-30T     | AL19-30T-KIT      | AL22-T-HEAD                   |
|                        | 0 to 1/2"                   | 1-3/4"                 |                        | AL19-50AB   | AL19-50AB-KIT    |                              | AL19-50T     | AL19-50T-KIT      |                               |
|                        | 0 to 1/2"                   | 2-1/2"                 |                        | AL19-70AB   | AL19-70AB-KIT    |                              | AL19-70T     | AL19-70T-KIT      |                               |
|                        | 0 to 1/4"                   | 1/2"                   |                        | AL22-12AB   | AL22-12AB-KIT    |                              | AL22-12T     | AL22-12T-KIT      |                               |
| 1"                     | 0 to 1/2"                   | 3/4"                   | 7/16"                  | AL22-25AB   | AL22-25AB-KIT    | AL25-AB-HEAD                 | AL22-25T     | AL22-25T-KIT      | AL25-T-HEAD                   |
|                        | 0 to 1/2"                   | 1"                     |                        | AL22-30AB   | AL22-30AB-KIT    |                              | AL22-30T     | AL22-30T-KIT      |                               |
|                        | 0 to 1/2"                   | 1-3/4"                 |                        | AL22-50AB   | AL22-50AB-KIT    |                              | AL22-50T     | AL22-50T-KIT      |                               |
|                        | 0 to 1/2"                   | 2-1/2"                 |                        | AL22-70AB   | AL22-70AB-KIT    |                              | AL22-70T     | AL22-70T-KIT      |                               |
| 1-1/4"                 | 0 to 1/4"                   | 1/2"                   | 7/16"                  | AL25-12AB   | AL25-12AB-KIT    | AL30-AB-HEAD                 | AL25-12T     | AL25-12T-KIT      | AL30-T-HEAD                   |
|                        | 0 to 1/2"                   | 3/4"                   |                        | AL25-25AB   | AL25-25AB-KIT    |                              | AL25-25T     | AL25-25T-KIT      |                               |
|                        | 0 to 1/2"                   | 1"                     |                        | AL25-30AB   | AL25-30AB-KIT    |                              | AL25-30T     | AL25-30T-KIT      |                               |
|                        | 0 to 1/2"                   | 1-3/4"                 |                        | AL25-50AB   | AL25-50AB-KIT    |                              | AL25-50T     | AL25-50T-KIT      |                               |
| 1-1/4"                 | 0 to 1/2"                   | 2-1/2"                 | 7/16"                  | AL25-70AB   | AL25-70AB-KIT    | AL30-AB-HEAD                 | AL25-70T     | AL25-70T-KIT      | AL30-T-HEAD                   |
|                        | 0 to 1/4"                   | 1/2"                   |                        | AL30-12AB   | AL30-12AB-KIT    |                              | AL30-12T     | AL30-12T-KIT      |                               |
|                        | 0 to 1/2"                   | 3/4"                   |                        | AL30-25AB   | AL30-25AB-KIT    |                              | AL30-25T     | AL30-25T-KIT      |                               |
|                        | 0 to 1/2"                   | 1"                     |                        | AL30-30AB   | AL30-30AB-KIT    |                              | AL30-30T     | AL30-30T-KIT      |                               |
| 1-1/4"                 | 0 to 1/2"                   | 1-3/4"                 | 7/16"                  | AL30-50AB   | AL30-50AB-KIT    | AL30-AB-HEAD                 | AL30-50T     | AL30-50T-KIT      | AL30-T-HEAD                   |
|                        | 0 to 1/2"                   | 2-1/2"                 |                        | AL30-70AB   | AL30-70AB-KIT    |                              | AL30-70T     | AL30-70T-KIT      |                               |
|                        | 0 to 1/2"                   | 1"                     |                        | AL30-30AB   | AL30-30AB-KIT    |                              | AL30-30T     | AL30-30T-KIT      |                               |
|                        | 0 to 1/2"                   | 1-3/4"                 |                        | AL30-50AB   | AL30-50AB-KIT    |                              | AL30-50T     | AL30-50T-KIT      |                               |
| 1-1/4"                 | 0 to 1/2"                   | 2-1/2"                 | 7/16"                  | AL30-70AB   | AL30-70AB-KIT    | AL30-AB-HEAD                 | AL30-70T     | AL30-70T-KIT      | AL30-T-HEAD                   |

1/2" & 5/8" Diameter: Use for drywall: screw 2208 and anchor ANC5, ANC5Z. Use for concrete: screw 2208 and anchor ANC1  
 3/4" to 1-1/4" Diameter: Use for drywall: screw 2216 and anchor ANC6, ANC6Z. Use for concrete: screw 2216 and anchor ANC2

## Sign Setter



**Save Your Time and Energy!**

**Tool for Easy Sign Installation**

SKU: SIGNSETTER



**Carry Bag Included**

## Aluminum Tamper Proof Standoffs



# Tamper Proof Standoffs

The Reverse Standoff "Left-Handed" Thread System Helps Ensure The Cap Won't Be Misplaced

**Long Lasting**

Indoor & Outdoor

**Robust**


Solid Material

**Aesthetic**

Elegant Finishes



**8 Different Finishes**




## Aluminum Tamper Proof Standoffs

- Units do not include hardware.
- Kits come with 4 standoffs, mounting hardware and instruction guide.

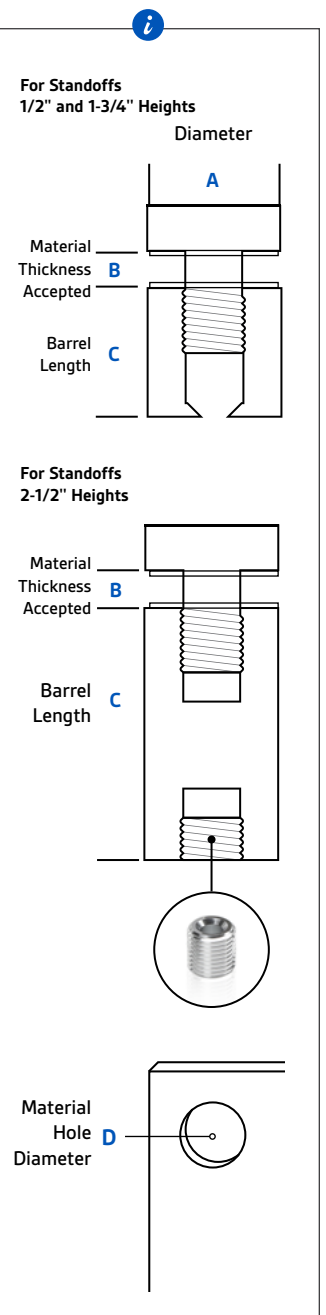


| Standoff Head Diameter<br>A | Material Thickness Accepted<br>B | Standoff Barrel Height<br>C | Material Hole Diameter<br>D | Clear (A) | Clear Kits (A) | Shiny (AS) | Shiny Kits (AS) |
|-----------------------------|----------------------------------|-----------------------------|-----------------------------|-----------|----------------|------------|-----------------|
| 1/2"                        | 0 to 1/4"                        | 1/2"                        | 3/8"                        | FAH12-12A | FAH12-12A-KIT  | FAH12-12AS | FAH12-12AS-KIT  |
|                             | 0 to 1/2"                        | 3/4"                        |                             | FAH12-25A | FAH12-25A-KIT  | FAH12-25AS | FAH12-25AS-KIT  |
|                             | 0 to 1/2"                        | 1"                          |                             | FAH12-30A | FAH12-30A-KIT  | FAH12-30AS | FAH12-30AS-KIT  |
|                             | 0 to 1/2"                        | 1-3/4"                      |                             | FAH12-50A | FAH12-50A-KIT  | FAH12-50AS | FAH12-50AS-KIT  |
| 5/8"                        | 0 to 1/2"                        | 2-1/2"                      | 7/16"                       | FAH12-70A | FAH12-70A-KIT  | FAH12-70AS | FAH12-70AS-KIT  |
|                             | 0 to 1/4"                        | 1/2"                        |                             | FAH16-12A | FAH16-12A-KIT  | FAH16-12AS | FAH16-12AS-KIT  |
|                             | 0 to 1/2"                        | 3/4"                        |                             | FAH16-25A | FAH16-25A-KIT  | FAH16-25AS | FAH16-25AS-KIT  |
|                             | 0 to 1/2"                        | 1"                          |                             | FAH16-30A | FAH16-30A-KIT  | FAH16-30AS | FAH16-30AS-KIT  |
| 3/4"                        | 0 to 1/2"                        | 1-3/4"                      | 7/16"                       | FAH16-50A | FAH16-50A-KIT  | FAH16-50AS | FAH16-50AS-KIT  |
|                             | 0 to 1/2"                        | 2-1/2"                      |                             | FAH16-70A | FAH16-70A-KIT  | FAH16-70AS | FAH16-70AS-KIT  |
|                             | 0 to 1/4"                        | 1/2"                        |                             | FAH19-12A | FAH19-12A-KIT  | FAH19-12AS | FAH19-12AS-KIT  |
|                             | 0 to 1/2"                        | 3/4"                        |                             | FAH19-25A | FAH19-25A-KIT  | FAH19-25AS | FAH19-25AS-KIT  |
| 7/8"                        | 0 to 1/2"                        | 1"                          | 7/16"                       | FAH19-30A | FAH19-30A-KIT  | FAH19-30AS | FAH19-30AS-KIT  |
|                             | 0 to 1/2"                        | 1-3/4"                      |                             | FAH19-50A | FAH19-50A-KIT  | FAH19-50AS | FAH19-50AS-KIT  |
|                             | 0 to 1/2"                        | 2-1/2"                      |                             | FAH19-70A | FAH19-70A-KIT  | FAH19-70AS | FAH19-70AS-KIT  |
|                             | 0 to 1/4"                        | 1/2"                        |                             | FAH22-12A | FAH22-12A-KIT  | FAH22-12AS | FAH22-12AS-KIT  |
| 1"                          | 0 to 1/2"                        | 3/4"                        | 7/16"                       | FAH22-25A | FAH22-25A-KIT  | FAH22-25AS | FAH22-25AS-KIT  |
|                             | 0 to 1/2"                        | 1"                          |                             | FAH22-30A | FAH22-30A-KIT  | FAH22-30AS | FAH22-30AS-KIT  |
|                             | 0 to 1/2"                        | 1-3/4"                      |                             | FAH22-50A | FAH22-50A-KIT  | FAH22-50AS | FAH22-50AS-KIT  |
|                             | 0 to 1/2"                        | 2-1/2"                      |                             | FAH22-70A | FAH22-70A-KIT  | FAH22-70AS | FAH22-70AS-KIT  |
| 1-1/4"                      | 0 to 1/4"                        | 1/2"                        | 7/16"                       | FAH25-12A | FAH25-12A-KIT  | FAH25-12AS | FAH25-12AS-KIT  |
|                             | 0 to 1/2"                        | 3/4"                        |                             | FAH25-25A | FAH25-25A-KIT  | FAH25-25AS | FAH25-25AS-KIT  |
|                             | 0 to 1/2"                        | 1"                          |                             | FAH25-30A | FAH25-30A-KIT  | FAH25-30AS | FAH25-30AS-KIT  |
|                             | 0 to 1/2"                        | 1-3/4"                      |                             | FAH25-50A | FAH25-50A-KIT  | FAH25-50AS | FAH25-50AS-KIT  |
| 1-1/4"                      | 0 to 1/2"                        | 2-1/2"                      | 7/16"                       | FAH25-70A | FAH25-70A-KIT  | FAH25-70AS | FAH25-70AS-KIT  |
|                             | 0 to 1/4"                        | 1/2"                        |                             | FAH30-12A | FAH30-12A-KIT  | FAH30-12AS | FAH30-12AS-KIT  |
|                             | 0 to 1/2"                        | 3/4"                        |                             | FAH30-25A | FAH30-25A-KIT  | FAH30-25AS | FAH30-25AS-KIT  |
|                             | 0 to 1/2"                        | 1"                          |                             | FAH30-30A | FAH30-30A-KIT  | FAH30-30AS | FAH30-30AS-KIT  |
| 1-1/4"                      | 0 to 1/2"                        | 1-3/4"                      | 7/16"                       | FAH30-50A | FAH30-50A-KIT  | FAH30-50AS | FAH30-50AS-KIT  |
|                             | 0 to 1/2"                        | 2-1/2"                      |                             | FAH30-70A | FAH30-70A-KIT  | FAH30-70AS | FAH30-70AS-KIT  |

1/2" & 5/8" Diameter: Use for drywall: screw 2208 and anchor ANC5, ANC5Z. Use for concrete: screw 2208 and anchor ANC1  
 3/4" to 1-1/4" Diameter: Use for drywall: screw 2216 and anchor ANC6, ANC6Z. Use for concrete: screw 2216 and anchor ANC2



### Standoff Selection Guide



## Aluminum Tamper Proof Standoffs

- Units do not include hardware.
- Kits come with 4 standoffs, mounting hardware and instruction guide.

\* See page 31 for selection guide

| Standoff Head Diameter | Material Thickness Accepted | Standoff Barrel Height | Material Hole Diameter | Black (B) | Black Kits (B) | Gold (G)  | Gold Kits (G) |
|------------------------|-----------------------------|------------------------|------------------------|-----------|----------------|-----------|---------------|
| A                      | B                           | C                      | D                      |           |                |           |               |
| 1/2"                   | 0 to 1/4"                   | 1/2"                   | 3/8"                   | FAH12-12B | FAH12-12B-KIT  | FAH12-12G | FAH12-12G-KIT |
|                        | 0 to 1/2"                   | 3/4"                   |                        | FAH12-25B | FAH12-25B-KIT  | FAH12-25G | FAH12-25G-KIT |
|                        | 0 to 1/2"                   | 1"                     |                        | FAH12-30B | FAH12-30B-KIT  | FAH12-30G | FAH12-30G-KIT |
|                        | 0 to 1/2"                   | 1-3/4"                 |                        | FAH12-50B | FAH12-50B-KIT  | FAH12-50G | FAH12-50G-KIT |
|                        | 0 to 1/2"                   | 2-1/2"                 |                        | FAH12-70B | FAH12-70B-KIT  | FAH12-70G | FAH12-70G-KIT |
| 5/8"                   | 0 to 1/4"                   | 1/2"                   | 7/16"                  | FAH16-12B | FAH16-12B-KIT  | FAH16-12G | FAH16-12G-KIT |
|                        | 0 to 1/2"                   | 3/4"                   |                        | FAH16-25B | FAH16-25B-KIT  | FAH16-25G | FAH16-25G-KIT |
|                        | 0 to 1/2"                   | 1"                     |                        | FAH16-30B | FAH16-30B-KIT  | FAH16-30G | FAH16-30G-KIT |
|                        | 0 to 1/2"                   | 1-3/4"                 |                        | FAH16-50B | FAH16-50B-KIT  | FAH16-50G | FAH16-50G-KIT |
|                        | 0 to 1/2"                   | 2-1/2"                 |                        | FAH16-70B | FAH16-70B-KIT  | FAH16-70G | FAH16-70G-KIT |
| 3/4"                   | 0 to 1/4"                   | 1/2"                   | 7/16"                  | FAH19-12B | FAH19-12B-KIT  | FAH19-12G | FAH19-12G-KIT |
|                        | 0 to 1/2"                   | 3/4"                   |                        | FAH19-25B | FAH19-25B-KIT  | FAH19-25G | FAH19-25G-KIT |
|                        | 0 to 1/2"                   | 1"                     |                        | FAH19-30B | FAH19-30B-KIT  | FAH19-30G | FAH19-30G-KIT |
|                        | 0 to 1/2"                   | 1-3/4"                 |                        | FAH19-50B | FAH19-50B-KIT  | FAH19-50G | FAH19-50G-KIT |
|                        | 0 to 1/2"                   | 2-1/2"                 |                        | FAH19-70B | FAH19-70B-KIT  | FAH19-70G | FAH19-70G-KIT |
| 7/8"                   | 0 to 1/4"                   | 1/2"                   | 7/16"                  | FAH22-12B | FAH22-12B-KIT  | FAH22-12G | FAH22-12G-KIT |
|                        | 0 to 1/2"                   | 3/4"                   |                        | FAH22-25B | FAH22-25B-KIT  | FAH22-25G | FAH22-25G-KIT |
|                        | 0 to 1/2"                   | 1"                     |                        | FAH22-30B | FAH22-30B-KIT  | FAH22-30G | FAH22-30G-KIT |
|                        | 0 to 1/2"                   | 1-3/4"                 |                        | FAH22-50B | FAH22-50B-KIT  | FAH22-50G | FAH22-50G-KIT |
|                        | 0 to 1/2"                   | 2-1/2"                 |                        | FAH22-70B | FAH22-70B-KIT  | FAH22-70G | FAH22-70G-KIT |
| 1"                     | 0 to 1/4"                   | 1/2"                   | 7/16"                  | FAH25-12B | FAH25-12B-KIT  | FAH25-12G | FAH25-12G-KIT |
|                        | 0 to 1/2"                   | 3/4"                   |                        | FAH25-25B | FAH25-25B-KIT  | FAH25-25G | FAH25-25G-KIT |
|                        | 0 to 1/2"                   | 1"                     |                        | FAH25-30B | FAH25-30B-KIT  | FAH25-30G | FAH25-30G-KIT |
|                        | 0 to 1/2"                   | 1-3/4"                 |                        | FAH25-50B | FAH25-50B-KIT  | FAH25-50G | FAH25-50G-KIT |
|                        | 0 to 1/2"                   | 2-1/2"                 |                        | FAH25-70B | FAH25-70B-KIT  | FAH25-70G | FAH25-70G-KIT |
| 1-1/4"                 | 0 to 1/4"                   | 1/2"                   | 7/16"                  | FAH30-12B | FAH30-12B-KIT  | FAH30-12G | FAH30-12G-KIT |
|                        | 0 to 1/2"                   | 3/4"                   |                        | FAH30-25B | FAH30-25B-KIT  | FAH30-25G | FAH30-25G-KIT |
|                        | 0 to 1/2"                   | 1"                     |                        | FAH30-30B | FAH30-30B-KIT  | FAH30-30G | FAH30-30G-KIT |
|                        | 0 to 1/2"                   | 1-3/4"                 |                        | FAH30-50B | FAH30-50B-KIT  | FAH30-50G | FAH30-50G-KIT |
|                        | 0 to 1/2"                   | 2-1/2"                 |                        | FAH30-70B | FAH30-70B-KIT  | FAH30-70G | FAH30-70G-KIT |

1/2" & 5/8" Diameter: Use for drywall: screw 2208 and anchor ANC5, ANC5Z. Use for concrete: screw 2208 and anchor ANC1  
 3/4" to 1-1/4" Diameter: Use for drywall: screw 2216 and anchor ANC6, ANC6Z. Use for concrete: screw 2216 and anchor ANC2

## Aluminum Tamper Proof Standoffs



| Champagne (BR) | Champagne Kits (BR) | Matte Champagne (MBR) | Matte Champagne Kits (MBR) | Bronze (AB) | Bronze (AB)    | Titanium (T) | Titanium Kits (T) |
|----------------|---------------------|-----------------------|----------------------------|-------------|----------------|--------------|-------------------|
| FAH12-12BR     | FAH12-12BR-KIT      | FAH12-12MBR           | FAH12-12MBR-KIT            | FAH12-12AB  | FAH12-12AB-KIT | FAH12-12T    | FAH12-12T-KIT     |
| FAH12-25BR     | FAH12-25BR-KIT      | FAH12-25MBR           | FAH12-25MBR-KIT            | FAH12-25AB  | FAH12-25AB-KIT | FAH12-25T    | FAH12-25T-KIT     |
| FAH12-30BR     | FAH12-30BR-KIT      | FAH12-30MBR           | FAH12-30MBR-KIT            | FAH12-30AB  | FAH12-30AB-KIT | FAH12-30T    | FAH12-30T-KIT     |
| FAH12-50BR     | FAH12-50BR-KIT      | FAH12-50MBR           | FAH12-50MBR-KIT            | FAH12-50AB  | FAH12-50AB-KIT | FAH12-50T    | FAH12-50T-KIT     |
| FAH12-70BR     | FAH12-70BR-KIT      | FAH12-70MBR           | FAH12-70MBR-KIT            | FAH12-70AB  | FAH12-70AB-KIT | FAH12-70T    | FAH12-70T-KIT     |
| FAH16-12BR     | FAH16-12BR-KIT      | FAH16-12MBR           | FAH16-12MBR-KIT            | FAH16-12AB  | FAH16-12AB-KIT | FAH16-12T    | FAH16-12T-KIT     |
| FAH16-25BR     | FAH16-25BR-KIT      | FAH16-25MBR           | FAH16-25MBR-KIT            | FAH16-25AB  | FAH16-25AB-KIT | FAH16-25T    | FAH16-25T-KIT     |
| FAH16-30BR     | FAH16-30BR-KIT      | FAH16-30MBR           | FAH16-30MBR-KIT            | FAH16-30AB  | FAH16-30AB-KIT | FAH16-30T    | FAH16-30T-KIT     |
| FAH16-50BR     | FAH16-50BR-KIT      | FAH16-50MBR           | FAH16-50MBR-KIT            | FAH16-50AB  | FAH16-50AB-KIT | FAH16-50T    | FAH16-50T-KIT     |
| FAH16-70BR     | FAH16-70BR-KIT      | FAH16-70MBR           | FAH16-70MBR-KIT            | FAH16-70AB  | FAH16-70AB-KIT | FAH16-70T    | FAH16-70T-KIT     |
| FAH19-12BR     | FAH19-12BR-KIT      | FAH19-12MBR           | FAH19-12MBR-KIT            | FAH19-12AB  | FAH19-12AB-KIT | FAH19-12T    | FAH19-12T-KIT     |
| FAH19-25BR     | FAH19-25BR-KIT      | FAH19-25MBR           | FAH19-25MBR-KIT            | FAH19-25AB  | FAH19-25AB-KIT | FAH19-25T    | FAH19-25T-KIT     |
| FAH19-30BR     | FAH19-30BR-KIT      | FAH19-30MBR           | FAH19-30MBR-KIT            | FAH19-30AB  | FAH19-30AB-KIT | FAH19-30T    | FAH19-30T-KIT     |
| FAH19-50BR     | FAH19-50BR-KIT      | FAH19-50MBR           | FAH19-50MBR-KIT            | FAH19-50AB  | FAH19-50AB-KIT | FAH19-50T    | FAH19-50T-KIT     |
| FAH19-70BR     | FAH19-70BR-KIT      | FAH19-70MBR           | FAH19-70MBR-KIT            | FAH19-70AB  | FAH19-70AB-KIT | FAH19-70T    | FAH19-70T-KIT     |
| FAH22-12BR     | FAH22-12BR-KIT      | FAH22-12MBR           | FAH22-12MBR-KIT            | FAH22-12AB  | FAH22-12AB-KIT | FAH22-12T    | FAH22-12T-KIT     |
| FAH22-25BR     | FAH22-25BR-KIT      | FAH22-25MBR           | FAH22-25MBR-KIT            | FAH22-25AB  | FAH22-25AB-KIT | FAH22-25T    | FAH22-25T-KIT     |
| FAH22-30BR     | FAH22-30BR-KIT      | FAH22-30MBR           | FAH22-30MBR-KIT            | FAH22-30AB  | FAH22-30AB-KIT | FAH22-30T    | FAH22-30T-KIT     |
| FAH22-50BR     | FAH22-50BR-KIT      | FAH22-50MBR           | FAH22-50MBR-KIT            | FAH22-50AB  | FAH22-50AB-KIT | FAH22-50T    | FAH22-50T-KIT     |
| FAH22-70BR     | FAH22-70BR-KIT      | FAH22-70MBR           | FAH22-70MBR-KIT            | FAH22-70AB  | FAH22-70AB-KIT | FAH22-70T    | FAH22-70T-KIT     |
| FAH25-12BR     | FAH25-12BR-KIT      | FAH25-12MBR           | FAH25-12MBR-KIT            | FAH25-12AB  | FAH25-12AB-KIT | FAH25-12T    | FAH25-12T-KIT     |
| FAH25-25BR     | FAH25-25BR-KIT      | FAH25-25MBR           | FAH25-25MBR-KIT            | FAH25-25AB  | FAH25-25AB-KIT | FAH25-25T    | FAH25-25T-KIT     |
| FAH25-30BR     | FAH25-30BR-KIT      | FAH25-30MBR           | FAH25-30MBR-KIT            | FAH25-30AB  | FAH25-30AB-KIT | FAH25-30T    | FAH25-30T-KIT     |
| FAH25-50BR     | FAH25-50BR-KIT      | FAH25-50MBR           | FAH25-50MBR-KIT            | FAH25-50AB  | FAH25-50AB-KIT | FAH25-50T    | FAH25-50T-KIT     |
| FAH25-70BR     | FAH25-70BR-KIT      | FAH25-70MBR           | FAH25-70MBR-KIT            | FAH25-70AB  | FAH25-70AB-KIT | FAH25-70T    | FAH25-70T-KIT     |
| FAH30-12BR     | FAH30-12BR-KIT      | FAH30-12MBR           | FAH30-12MBR-KIT            | FAH30-12AB  | FAH30-12AB-KIT | FAH30-12T    | FAH30-12T-KIT     |
| FAH30-25BR     | FAH30-25BR-KIT      | FAH30-25MBR           | FAH30-25MBR-KIT            | FAH30-25AB  | FAH30-25AB-KIT | FAH30-25T    | FAH30-25T-KIT     |
| FAH30-30BR     | FAH30-30BR-KIT      | FAH30-30MBR           | FAH30-30MBR-KIT            | FAH30-30AB  | FAH30-30AB-KIT | FAH30-30T    | FAH30-30T-KIT     |
| FAH30-50BR     | FAH30-50BR-KIT      | FAH30-50MBR           | FAH30-50MBR-KIT            | FAH30-50AB  | FAH30-50AB-KIT | FAH30-50T    | FAH30-50T-KIT     |
| FAH30-70BR     | FAH30-70BR-KIT      | FAH30-70MBR           | FAH30-70MBR-KIT            | FAH30-70AB  | FAH30-70AB-KIT | FAH30-70T    | FAH30-70T-KIT     |

1/2" & 5/8" Diameter: Use for drywall: screw 2208 and anchor ANC5, ANC5Z. Use for concrete: screw 2208 and anchor ANC1  
 3/4" to 1-1/4" Diameter: Use for drywall: screw 2216 and anchor ANC6, ANC6Z. Use for concrete: screw 2216 and anchor ANC2



## Aluminum Color Standoffs



# Color Aluminum Standoffs

Affordable! Indoor and Outdoor Signage

**Long Lasting**  
Indoor & Outdoor

**Robust**  
Solid Material

**Aesthetic**  
Elegant Finishes

12 Different Finishes



## Aluminum Color Standoffs

- Units do not include hardware or washers.
- Kits come with 4 standoffs, mounting hardware and instruction guide.
- \*Washers not included.

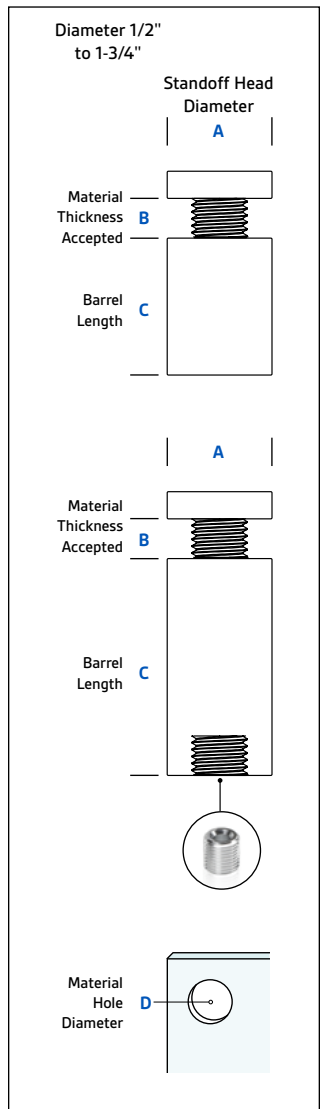


| Standoff Head Diameter<br>A | Material Thickness Accepted<br>B | Standoff Barrel Height<br>C | Material Hole Diameter<br>D | Silver (SL) | Silver Kits (SL) | Silver Head Replacement (SL) |
|-----------------------------|----------------------------------|-----------------------------|-----------------------------|-------------|------------------|------------------------------|
| 1/2"                        | 1/8" to 5/16"                    | 1/2"                        | 3/8"                        | AS12-12SL   | AS12-12SL-KIT    | AS12-12SL-HEAD               |
|                             | 1/8" to 1/2"                     | 3/4"                        |                             | AS12-25SL   | AS12-25SL-KIT    | AS12-SL-HEAD                 |
|                             | 0 to 1/2"                        | 1"                          |                             | AS12-30SL   | AS12-30SL-KIT    |                              |
|                             | 0 to 1/2"                        | 1-1/2"                      |                             | AS12-38SL   | AS12-38SL-KIT    |                              |
| 5/8"                        | 0 to 1/2"                        | 2"                          | 7/16"                       | AS12-50SL   | AS12-50SL-KIT    | AS16-SL-HEAD                 |
|                             | 1/8" to 5/16"                    | 1/2"                        |                             | AS16-12SL   | AS16-12SL-KIT    |                              |
|                             | 1/8" to 1/2"                     | 3/4"                        |                             | AS16-25SL   | AS16-25SL-KIT    |                              |
|                             | 0 to 1/2"                        | 1"                          |                             | AS16-30SL   | AS16-30SL-KIT    |                              |
| 3/4"                        | 0 to 1/2"                        | 1-1/2"                      | 7/16"                       | AS16-38SL   | AS16-38SL-KIT    | AS19-SL-HEAD                 |
|                             | 0 to 1/2"                        | 2"                          |                             | AS16-50SL   | AS16-50SL-KIT    |                              |
|                             | 1/8" to 5/16"                    | 1/2"                        |                             | AS19-12SL   | AS19-12SL-KIT    |                              |
|                             | 1/8" to 1/2"                     | 3/4"                        |                             | AS19-25SL   | AS19-25SL-KIT    |                              |
| 1"                          | 0 to 1/2"                        | 1"                          | 7/16"                       | AS19-30SL   | AS19-30SL-KIT    | AS25-SL-HEAD                 |
|                             | 0 to 1/2"                        | 1-1/2"                      |                             | AS19-38SL   | AS19-38SL-KIT    |                              |
|                             | 0 to 1/2"                        | 2"                          |                             | AS19-50SL   | AS19-50SL-KIT    |                              |
|                             | 1/8" to 5/16"                    | 1/2"                        |                             | AS25-12SL   | AS25-12SL-KIT    |                              |
| 1-1/4"                      | 1/8" to 1/2"                     | 3/4"                        | 7/16"                       | AS25-25SL   | AS25-25SL-KIT    | AS30-SL-HEAD                 |
|                             | 0 to 1/2"                        | 1"                          |                             | AS25-30SL   | AS25-30SL-KIT    |                              |
|                             | 0 to 1/2"                        | 1-1/2"                      |                             | AS25-38SL   | AS25-38SL-KIT    |                              |
|                             | 0 to 1/2"                        | 2"                          |                             | AS25-50SL   | AS25-50SL-KIT    |                              |
| 2"                          | 1/8" to 5/16"                    | 1/2"                        | 7/16"                       | AS30-12SL   | AS30-12SL-KIT    | AS50-SL-HEAD                 |
|                             | 1/8" to 1/2"                     | 3/4"                        |                             | AS30-25SL   | AS30-25SL-KIT    |                              |
|                             | 0 to 1/2"                        | 1"                          |                             | AS30-30SL   | AS30-30SL-KIT    |                              |
|                             | 0 to 1/2"                        | 1-1/2"                      |                             | AS30-38SL   | AS30-38SL-KIT    |                              |
|                             | 0 to 1/2"                        | 2"                          |                             | AS30-50SL   | AS30-50SL-KIT    |                              |
|                             | 1/8" to 5/16"                    | 1/2"                        |                             | AS50-12SL   | AS50-12SL-KIT    |                              |
|                             | 1/8" to 1/2"                     | 3/4"                        |                             | AS50-25SL   | AS50-25SL-KIT    |                              |
|                             | 0 to 1/2"                        | 1"                          |                             | AS50-30SL   | AS50-30SL-KIT    |                              |
|                             | 0 to 1/2"                        | 1-1/2"                      |                             | AS50-38SL   | AS50-38SL-KIT    |                              |
|                             | 0 to 1/2"                        | 2"                          |                             | AS50-50SL   | AS50-50SL-KIT    |                              |

1/2" & 5/8" Diameter: Use for drywall: screw 2208 and anchor ANC5, ANC5Z. Use for concrete: screw 2208 and anchor ANC1  
 3/4" to 2" Diameter: Use for drywall: screw 2216 and anchor ANC6, ANC6Z. Use for concrete: screw 2216 and anchor ANC2



### Standoff Selection Guide



## Aluminum Color Standoffs

- Units do not include hardware or washers.
- Kits come with 4 standoffs, mounting hardware and instruction guide.
- \*Washers not included.



| Standoff Head Diameter<br>A | Material Thickness Accepted<br>B | Standoff Barrel Height<br>C | Material Hole Diameter<br>D | Black (BK) | Black Kits (BK) | Black Head Replacement (BK) | Blue (BL) | Blue Kits (BL) | Blue Head Replacement (BL) |
|-----------------------------|----------------------------------|-----------------------------|-----------------------------|------------|-----------------|-----------------------------|-----------|----------------|----------------------------|
| 1/2"                        | 1/8" to 5/16"                    | 1/2"                        | 3/8"                        | AS12-12BK  | AS12-12BK-KIT   | AS12-12BK-HEAD              | AS12-12BL | AS12-12BL-KIT  | AS12-12BL-HEAD             |
|                             | 1/8" to 1/2"                     | 3/4"                        |                             | AS12-25BK  | AS12-25BK-KIT   | AS12-BK-HEAD                | AS12-25BL | AS12-25BL-KIT  | AS12-BL-HEAD               |
|                             | 0 to 1/2"                        | 1"                          |                             | AS12-30BK  | AS12-30BK-KIT   |                             | AS12-30BL | AS12-30BL-KIT  |                            |
|                             | 0 to 1/2"                        | 1-1/2"                      |                             | AS12-38BK  | AS12-38BK-KIT   |                             | AS12-38BL | AS12-38BL-KIT  |                            |
|                             | 0 to 1/2"                        | 2"                          |                             | AS12-50BK  | AS12-50BK-KIT   |                             | AS12-50BL | AS12-50BL-KIT  |                            |
| 5/8"                        | 1/8" to 5/16"                    | 1/2"                        | 7/16"                       | AS16-12BK  | AS16-12BK-KIT   | AS16-12BK-HEAD              | AS16-12BL | AS16-12BL-KIT  | AS16-12BL-HEAD             |
|                             | 1/8" to 1/2"                     | 3/4"                        |                             | AS16-25BK  | AS16-25BK-KIT   | AS16-BK-HEAD                | AS16-25BL | AS16-25BL-KIT  | AS16-BL-HEAD               |
|                             | 0 to 1/2"                        | 1"                          |                             | AS16-30BK  | AS16-30BK-KIT   |                             | AS16-30BL | AS16-30BL-KIT  |                            |
|                             | 0 to 1/2"                        | 1-1/2"                      |                             | AS16-38BK  | AS16-38BK-KIT   |                             | AS16-38BL | AS16-38BL-KIT  |                            |
|                             | 0 to 1/2"                        | 2"                          |                             | AS16-50BK  | AS16-50BK-KIT   |                             | AS16-50BL | AS16-50BL-KIT  |                            |
| 3/4"                        | 1/8" to 5/16"                    | 1/2"                        | 7/16"                       | AS19-12BK  | AS19-12BK-KIT   | AS19-12BK-HEAD              | AS19-12BL | AS19-12BL-KIT  | AS19-12BL-HEAD             |
|                             | 1/8" to 1/2"                     | 3/4"                        |                             | AS19-25BK  | AS19-25BK-KIT   | AS19-BK-HEAD                | AS19-25BL | AS19-25BL-KIT  | AS19-BL-HEAD               |
|                             | 0 to 1/2"                        | 1"                          |                             | AS19-30BK  | AS19-30BK-KIT   |                             | AS19-30BL | AS19-30BL-KIT  |                            |
|                             | 0 to 1/2"                        | 1-1/2"                      |                             | AS19-38BK  | AS19-38BK-KIT   |                             | AS19-38BL | AS19-38BL-KIT  |                            |
|                             | 0 to 1/2"                        | 2"                          |                             | AS19-50BK  | AS19-50BK-KIT   |                             | AS19-50BL | AS19-50BL-KIT  |                            |
| 1"                          | 1/8" to 5/16"                    | 1/2"                        | 7/16"                       | AS25-12BK  | AS25-12BK-KIT   | AS25-12BK-HEAD              | AS25-12BL | AS25-12BL-KIT  | AS25-12BL-HEAD             |
|                             | 1/8" to 1/2"                     | 3/4"                        |                             | AS25-25BK  | AS25-25BK-KIT   | AS25-BK-HEAD                | AS25-25BL | AS25-25BL-KIT  | AS25-BL-HEAD               |
|                             | 0 to 1/2"                        | 1"                          |                             | AS25-30BK  | AS25-30BK-KIT   |                             | AS25-30BL | AS25-30BL-KIT  |                            |
|                             | 0 to 1/2"                        | 1-1/2"                      |                             | AS25-38BK  | AS25-38BK-KIT   |                             | AS25-38BL | AS25-38BL-KIT  |                            |
|                             | 0 to 1/2"                        | 2"                          |                             | AS25-50BK  | AS25-50BK-KIT   |                             | AS25-50BL | AS25-50BL-KIT  |                            |
| 1-1/4"                      | 1/8" to 5/16"                    | 1/2"                        | 7/16"                       | AS30-12BK  | AS30-12BK-KIT   | AS30-12BK-HEAD              | AS30-12BL | AS30-12BL-KIT  | AS30-12BL-HEAD             |
|                             | 1/8" to 1/2"                     | 3/4"                        |                             | AS30-25BK  | AS30-25BK-KIT   | AS30-BK-HEAD                | AS30-25BL | AS30-25BL-KIT  | AS30-BL-HEAD               |
|                             | 0 to 1/2"                        | 1"                          |                             | AS30-30BK  | AS30-30BK-KIT   |                             | AS30-30BL | AS30-30BL-KIT  |                            |
|                             | 0 to 1/2"                        | 1-1/2"                      |                             | AS30-38BK  | AS30-38BK-KIT   |                             | AS30-38BL | AS30-38BL-KIT  |                            |
|                             | 0 to 1/2"                        | 2"                          |                             | AS30-50BK  | AS30-50BK-KIT   |                             | AS30-50BL | AS30-50BL-KIT  |                            |
| 2"                          | 1/8" to 5/16"                    | 1/2"                        | 7/16"                       | AS50-12BK  | AS50-12BK-KIT   | AS50-12BK-HEAD              | AS50-12BL | AS50-12BL-KIT  | AS50-12BL-HEAD             |
|                             | 1/8" to 1/2"                     | 3/4"                        |                             | AS50-25BK  | AS50-25BK-KIT   | AS50-BK-HEAD                | AS50-25BL | AS50-25BL-KIT  | AS50-BL-HEAD               |
|                             | 0 to 1/2"                        | 1"                          |                             | AS50-30BK  | AS50-30BK-KIT   |                             | AS50-30BL | AS50-30BL-KIT  |                            |
|                             | 0 to 1/2"                        | 1-1/2"                      |                             | AS50-38BK  | AS50-38BK-KIT   |                             | AS50-38BL | AS50-38BL-KIT  |                            |
|                             | 0 to 1/2"                        | 2"                          |                             | AS50-50BK  | AS50-50BK-KIT   |                             | AS50-50BL | AS50-50BL-KIT  |                            |


1/2" & 5/8" Diameter: Use for drywall: screw 2208 and anchor ANC5, ANC5Z. Use for concrete: screw 2208 and anchor ANC1  
 3/4" to 2" Diameter: Use for drywall: screw 2216 and anchor ANC6, ANC6Z. Use for concrete: screw 2216 and anchor ANC2

## Aluminum Color Standoffs

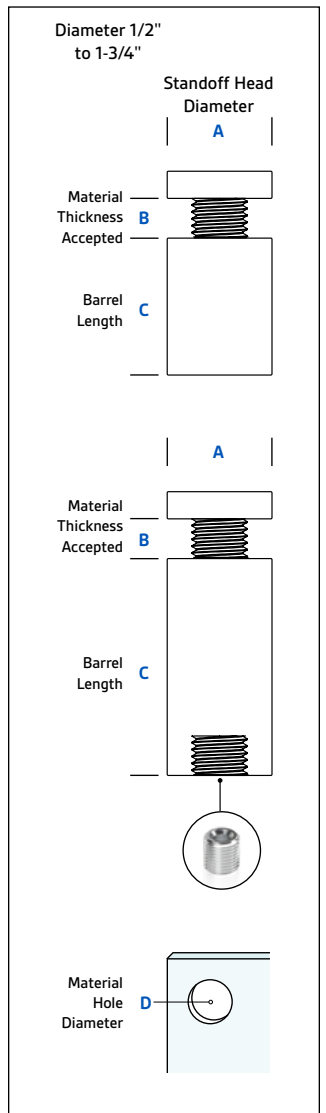


| Standoff Head Diameter<br>A | Material Thickness Accepted<br>B | Standoff Barrel Height<br>C | Material Hole Diameter<br>D | Champagne (BR) | Champagne Kits (BR) | Champagne Head Replacement (BR) | Copper (CP) | Copper Kits (CP) | Copper Head Replacement (CP) |
|-----------------------------|----------------------------------|-----------------------------|-----------------------------|----------------|---------------------|---------------------------------|-------------|------------------|------------------------------|
| 1/2"                        | 1/8" to 5/16"                    | 1/2"                        | 3/8"                        | AS12-12BR      | AS12-12BR-KIT       | AS12-12BR-HEAD                  | AS12-12CP   | AS12-12CP-KIT    | AS12-12CP-HEAD               |
|                             | 1/8" to 1/2"                     | 3/4"                        |                             | AS12-25BR      | AS12-25BR-KIT       | AS12-BR-HEAD                    | AS12-25CP   | AS12-25CP-KIT    | AS12-CP-HEAD                 |
|                             | 0 to 1/2"                        | 1"                          |                             | AS12-30BR      | AS12-30BR-KIT       |                                 | AS12-30CP   | AS12-30CP-KIT    |                              |
|                             | 0 to 1/2"                        | 1-1/2"                      |                             | AS12-38BR      | AS12-38BR-KIT       |                                 | AS12-38CP   | AS12-38CP-KIT    |                              |
|                             | 0 to 1/2"                        | 2"                          |                             | AS12-50BR      | AS12-50BR-KIT       |                                 | AS12-50CP   | AS12-50CP-KIT    |                              |
| 5/8"                        | 1/8" to 5/16"                    | 1/2"                        | 7/16"                       | AS16-12BR      | AS16-12BR-KIT       | AS16-12BR-HEAD                  | AS16-12CP   | AS16-12CP-KIT    | AS16-12CP-HEAD               |
|                             | 1/8" to 1/2"                     | 3/4"                        |                             | AS16-25BR      | AS16-25BR-KIT       | AS16-BR-HEAD                    | AS16-25CP   | AS16-25CP-KIT    | AS16-CP-HEAD                 |
|                             | 0 to 1/2"                        | 1"                          |                             | AS16-30BR      | AS16-30BR-KIT       |                                 | AS16-30CP   | AS16-30CP-KIT    |                              |
|                             | 0 to 1/2"                        | 1-1/2"                      |                             | AS16-38BR      | AS16-38BR-KIT       |                                 | AS16-38CP   | AS16-38CP-KIT    |                              |
|                             | 0 to 1/2"                        | 2"                          |                             | AS16-50BR      | AS16-50BR-KIT       |                                 | AS16-50CP   | AS16-50CP-KIT    |                              |
| 3/4"                        | 1/8" to 5/16"                    | 1/2"                        | 7/16"                       | AS19-12BR      | AS19-12BR-KIT       | AS19-12BR-HEAD                  | AS19-12CP   | AS19-12CP-KIT    | AS19-12CP-HEAD               |
|                             | 1/8" to 1/2"                     | 3/4"                        |                             | AS19-25BR      | AS19-25BR-KIT       | AS19-BR-HEAD                    | AS19-25CP   | AS19-25CP-KIT    | AS19-CP-HEAD                 |
|                             | 0 to 1/2"                        | 1"                          |                             | AS19-30BR      | AS19-30BR-KIT       |                                 | AS19-30CP   | AS19-30CP-KIT    |                              |
|                             | 0 to 1/2"                        | 1-1/2"                      |                             | AS19-38BR      | AS19-38BR-KIT       |                                 | AS19-38CP   | AS19-38CP-KIT    |                              |
|                             | 0 to 1/2"                        | 2"                          |                             | AS19-50BR      | AS19-50BR-KIT       |                                 | AS19-50CP   | AS19-50CP-KIT    |                              |
| 1"                          | 1/8" to 5/16"                    | 1/2"                        | 7/16"                       | AS25-12BR      | AS25-12BR-KIT       | AS25-12BR-HEAD                  | AS25-12CP   | AS25-12CP-KIT    | AS25-12CP-HEAD               |
|                             | 1/8" to 1/2"                     | 3/4"                        |                             | AS25-25BR      | AS25-25BR-KIT       | AS25-BR-HEAD                    | AS25-25CP   | AS25-25CP-KIT    | AS25-CP-HEAD                 |
|                             | 0 to 1/2"                        | 1"                          |                             | AS25-30BR      | AS25-30BR-KIT       |                                 | AS25-30CP   | AS25-30CP-KIT    |                              |
|                             | 0 to 1/2"                        | 1-1/2"                      |                             | AS25-38BR      | AS25-38BR-KIT       |                                 | AS25-38CP   | AS25-38CP-KIT    |                              |
|                             | 0 to 1/2"                        | 2"                          |                             | AS25-50BR      | AS25-50BR-KIT       |                                 | AS25-50CP   | AS25-50CP-KIT    |                              |
| 1-1/4"                      | 1/8" to 5/16"                    | 1/2"                        | 7/16"                       | AS30-12BR      | AS30-12BR-KIT       | AS30-12BR-HEAD                  | AS30-12CP   | AS30-12CP-KIT    | AS30-12CP-HEAD               |
|                             | 1/8" to 1/2"                     | 3/4"                        |                             | AS30-25BR      | AS30-25BR-KIT       | AS30-BR-HEAD                    | AS30-25CP   | AS30-25CP-KIT    | AS30-CP-HEAD                 |
|                             | 0 to 1/2"                        | 1"                          |                             | AS30-30BR      | AS30-30BR-KIT       |                                 | AS30-30CP   | AS30-30CP-KIT    |                              |
|                             | 0 to 1/2"                        | 1-1/2"                      |                             | AS30-38BR      | AS30-38BR-KIT       |                                 | AS30-38CP   | AS30-38CP-KIT    |                              |
|                             | 0 to 1/2"                        | 2"                          |                             | AS30-50BR      | AS30-50BR-KIT       |                                 | AS30-50CP   | AS30-50CP-KIT    |                              |
| 2"                          | 1/8" to 5/16"                    | 1/2"                        | 7/16"                       | AS50-12BR      | AS50-12BR-KIT       | AS50-12BR-HEAD                  | AS50-12CP   | AS50-12CP-KIT    | AS50-12CP-HEAD               |
|                             | 1/8" to 1/2"                     | 3/4"                        |                             | AS50-25BR      | AS50-25BR-KIT       | AS50-BR-HEAD                    | AS50-25CP   | AS50-25CP-KIT    | AS50-CP-HEAD                 |
|                             | 0 to 1/2"                        | 1"                          |                             | AS50-30BR      | AS50-30BR-KIT       |                                 | AS50-30CP   | AS50-30CP-KIT    |                              |
|                             | 0 to 1/2"                        | 1-1/2"                      |                             | AS50-38BR      | AS50-38BR-KIT       |                                 | AS50-38CP   | AS50-38CP-KIT    |                              |
|                             | 0 to 1/2"                        | 2"                          |                             | AS50-50BR      | AS50-50BR-KIT       |                                 | AS50-50CP   | AS50-50CP-KIT    |                              |

1/2" & 5/8" Diameter: Use for drywall: screw 2208 and anchor ANC5, ANC5Z. Use for concrete: screw 2208 and anchor ANC1  
 3/4" to 2" Diameter: Use for drywall: screw 2216 and anchor ANC6, ANC6Z. Use for concrete: screw 2216 and anchor ANC2



### Standoff Selection Guide



## Aluminum Color Standoffs

- Units do not include hardware or washers.
- Kits come with 4 standoffs, mounting hardware and instruction guide.
- \*Washers not included.



| Standoff Head Diameter<br>A | Material Thickness Accepted<br>B | Standoff Barrel Height<br>C | Material Hole Diameter<br>D | Gold (GN) | Gold Kits (GN) | Gold Head Replacement (GN) | Green (GN) | Green Kits (GN) | Green Head Replacement (GN) |
|-----------------------------|----------------------------------|-----------------------------|-----------------------------|-----------|----------------|----------------------------|------------|-----------------|-----------------------------|
| 1/2"                        | 1/8" to 5/16"                    | 1/2"                        | 3/8"                        | AS12-12GD | AS12-12GD-KIT  | AS12-12GD-HEAD             | AS12-12GN  | AS12-12GN-KIT   | AS12-12GN-HEAD              |
|                             | 1/8" to 1/2"                     | 3/4"                        |                             | AS12-25GD | AS12-25GD-KIT  | AS12-25GD-HEAD             | AS12-25GN  | AS12-25GN-KIT   | AS12-25GN-HEAD              |
|                             | 0 to 1/2"                        | 1"                          |                             | AS12-30GD | AS12-30GD-KIT  | AS12-GD-HEAD               | AS12-30GN  | AS12-30GN-KIT   | AS12-GN-HEAD                |
|                             | 0 to 1/2"                        | 1-1/2"                      |                             | AS12-38GD | AS12-38GD-KIT  | AS12-38GD-HEAD             | AS12-38GN  | AS12-38GN-KIT   | AS12-38GN-HEAD              |
|                             | 0 to 1/2"                        | 2"                          |                             | AS12-50GD | AS12-50GD-KIT  | AS12-50GD-HEAD             | AS12-50GN  | AS12-50GN-KIT   | AS12-50GN-HEAD              |
| 5/8"                        | 1/8" to 5/16"                    | 1/2"                        | 7/16"                       | AS16-12GD | AS16-12GD-KIT  | AS16-12GD-HEAD             | AS16-12GN  | AS16-12GN-KIT   | AS16-12GN-HEAD              |
|                             | 1/8" to 1/2"                     | 3/4"                        |                             | AS16-25GD | AS16-25GD-KIT  | AS16-25GD-HEAD             | AS16-25GN  | AS16-25GN-KIT   | AS16-25GN-HEAD              |
|                             | 0 to 1/2"                        | 1"                          |                             | AS16-30GD | AS16-30GD-KIT  | AS16-GD-HEAD               | AS16-30GN  | AS16-30GN-KIT   | AS16-GN-HEAD                |
|                             | 0 to 1/2"                        | 1-1/2"                      |                             | AS16-38GD | AS16-38GD-KIT  | AS16-38GD-HEAD             | AS16-38GN  | AS16-38GN-KIT   | AS16-38GN-HEAD              |
|                             | 0 to 1/2"                        | 2"                          |                             | AS16-50GD | AS16-50GD-KIT  | AS16-50GD-HEAD             | AS16-50GN  | AS16-50GN-KIT   | AS16-50GN-HEAD              |
| 3/4"                        | 1/8" to 5/16"                    | 1/2"                        | 7/16"                       | AS19-12GD | AS19-12GD-KIT  | AS19-12GD-HEAD             | AS19-12GN  | AS19-12GN-KIT   | AS19-12GN-HEAD              |
|                             | 1/8" to 1/2"                     | 3/4"                        |                             | AS19-25GD | AS19-25GD-KIT  | AS19-25GD-HEAD             | AS19-25GN  | AS19-25GN-KIT   | AS19-25GN-HEAD              |
|                             | 0 to 1/2"                        | 1"                          |                             | AS19-30GD | AS19-30GD-KIT  | AS19-GD-HEAD               | AS19-30GN  | AS19-30GN-KIT   | AS19-GN-HEAD                |
|                             | 0 to 1/2"                        | 1-1/2"                      |                             | AS19-38GD | AS19-38GD-KIT  | AS19-38GD-HEAD             | AS19-38GN  | AS19-38GN-KIT   | AS19-38GN-HEAD              |
|                             | 0 to 1/2"                        | 2"                          |                             | AS19-50GD | AS19-50GD-KIT  | AS19-50GD-HEAD             | AS19-50GN  | AS19-50GN-KIT   | AS19-50GN-HEAD              |
| 1"                          | 1/8" to 5/16"                    | 1/2"                        | 7/16"                       | AS25-12GD | AS25-12GD-KIT  | AS25-12GD-HEAD             | AS25-12GN  | AS25-12GN-KIT   | AS25-12GN-HEAD              |
|                             | 1/8" to 1/2"                     | 3/4"                        |                             | AS25-25GD | AS25-25GD-KIT  | AS25-25GD-HEAD             | AS25-25GN  | AS25-25GN-KIT   | AS25-25GN-HEAD              |
|                             | 0 to 1/2"                        | 1"                          |                             | AS25-30GD | AS25-30GD-KIT  | AS25-GD-HEAD               | AS25-30GN  | AS25-30GN-KIT   | AS25-GN-HEAD                |
|                             | 0 to 1/2"                        | 1-1/2"                      |                             | AS25-38GD | AS25-38GD-KIT  | AS25-38GD-HEAD             | AS25-38GN  | AS25-38GN-KIT   | AS25-38GN-HEAD              |
|                             | 0 to 1/2"                        | 2"                          |                             | AS25-50GD | AS25-50GD-KIT  | AS25-50GD-HEAD             | AS25-50GN  | AS25-50GN-KIT   | AS25-50GN-HEAD              |
| 1-1/4"                      | 1/8" to 5/16"                    | 1/2"                        | 7/16"                       | AS30-12GD | AS30-12GD-KIT  | AS30-12GD-HEAD             | AS30-12GN  | AS30-12GN-KIT   | AS30-12GN-HEAD              |
|                             | 1/8" to 1/2"                     | 3/4"                        |                             | AS30-25GD | AS30-25GD-KIT  | AS30-25GD-HEAD             | AS30-25GN  | AS30-25GN-KIT   | AS30-25GN-HEAD              |
|                             | 0 to 1/2"                        | 1"                          |                             | AS30-30GD | AS30-30GD-KIT  | AS30-GD-HEAD               | AS30-30GN  | AS30-30GN-KIT   | AS30-GN-HEAD                |
|                             | 0 to 1/2"                        | 1-1/2"                      |                             | AS30-38GD | AS30-38GD-KIT  | AS30-38GD-HEAD             | AS30-38GN  | AS30-38GN-KIT   | AS30-38GN-HEAD              |
|                             | 0 to 1/2"                        | 2"                          |                             | AS30-50GD | AS30-50GD-KIT  | AS30-50GD-HEAD             | AS30-50GN  | AS30-50GN-KIT   | AS30-50GN-HEAD              |
| 2"                          | 1/8" to 5/16"                    | 1/2"                        | 7/16"                       | AS50-12GD | AS50-12GD-KIT  | AS50-12GD-HEAD             | AS50-12GN  | AS50-12GN-KIT   | AS50-12GN-HEAD              |
|                             | 1/8" to 1/2"                     | 3/4"                        |                             | AS50-25GD | AS50-25GD-KIT  | AS50-25GD-HEAD             | AS50-25GN  | AS50-25GN-KIT   | AS50-25GN-HEAD              |
|                             | 0 to 1/2"                        | 1"                          |                             | AS50-30GD | AS50-30GD-KIT  | AS50-GD-HEAD               | AS50-30GN  | AS50-30GN-KIT   | AS50-GN-HEAD                |
|                             | 0 to 1/2"                        | 1-1/2"                      |                             | AS50-38GD | AS50-38GD-KIT  | AS50-38GD-HEAD             | AS50-38GN  | AS50-38GN-KIT   | AS50-38GN-HEAD              |
|                             | 0 to 1/2"                        | 2"                          |                             | AS50-50GD | AS50-50GD-KIT  | AS50-50GD-HEAD             | AS50-50GN  | AS50-50GN-KIT   | AS50-50GN-HEAD              |

1/2" & 5/8" Diameter: Use for drywall: screw 2208 and anchor ANC5, ANC5Z. Use for concrete: screw 2208 and anchor ANC1  
 3/4" to 2" Diameter: Use for drywall: screw 2216 and anchor ANC6, ANC6Z. Use for concrete: screw 2216 and anchor ANC2

## Aluminum Color Standoffs

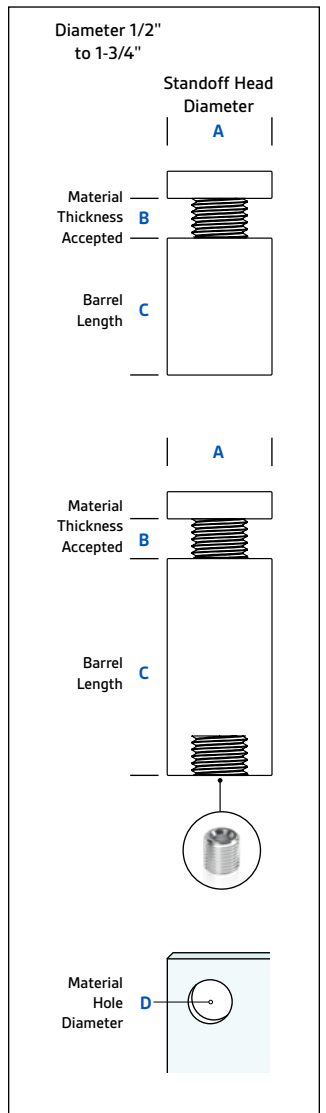


| Purple (PL) | Purple Kits (PL) | Purple Head Replacement (PL) | Cherry Red (RD) | Cherry Red Kits (RD) | Cherry Red Head Replacement (RD) |
|-------------|------------------|------------------------------|-----------------|----------------------|----------------------------------|
| AS12-12PL   | AS12-12PL-KIT    | AS12-12PL-HEAD               | AS12-12RD       | AS12-12RD-KIT        | AS12-12RD-HEAD                   |
| AS12-25PL   | AS12-25PL-KIT    | AS12-25PL-HEAD               | AS12-25RD       | AS12-25RD-KIT        | AS12-25RD-HEAD                   |
| AS12-30PL   | AS12-30PL-KIT    | AS12-PL-HEAD                 | AS12-30RD       | AS12-30RD-KIT        | AS12-RD-HEAD                     |
| AS12-38PL   | AS12-38PL-KIT    | AS12-38PL-HEAD               | AS12-38RD       | AS12-38RD-KIT        | AS12-38RD-HEAD                   |
| AS12-50PL   | AS12-50PL-KIT    | AS12-50PL-HEAD               | AS12-50RD       | AS12-50RD-KIT        | AS12-50RD-HEAD                   |
| AS16-12PL   | AS16-12PL-KIT    | AS16-12PL-HEAD               | AS16-12RD       | AS16-12RD-KIT        | AS16-12RD-HEAD                   |
| AS16-25PL   | AS16-25PL-KIT    | AS16-25PL-HEAD               | AS16-25RD       | AS16-25RD-KIT        | AS16-25RD-HEAD                   |
| AS16-30PL   | AS16-30PL-KIT    | AS16-PL-HEAD                 | AS16-30RD       | AS16-30RD-KIT        | AS16-RD-HEAD                     |
| AS16-38PL   | AS16-38PL-KIT    | AS16-38PL-HEAD               | AS16-38RD       | AS16-38RD-KIT        | AS16-38RD-HEAD                   |
| AS16-50PL   | AS16-50PL-KIT    | AS16-50PL-HEAD               | AS16-50RD       | AS16-50RD-KIT        | AS16-50RD-HEAD                   |
| AS19-12PL   | AS19-12PL-KIT    | AS19-12PL-HEAD               | AS19-12RD       | AS19-12RD-KIT        | AS19-12RD-HEAD                   |
| AS19-25PL   | AS19-25PL-KIT    | AS19-25PL-HEAD               | AS19-25RD       | AS19-25RD-KIT        | AS19-25RD-HEAD                   |
| AS19-30PL   | AS19-30PL-KIT    | AS19-PL-HEAD                 | AS19-30RD       | AS19-30RD-KIT        | AS19-RD-HEAD                     |
| AS19-38PL   | AS19-38PL-KIT    | AS19-38PL-HEAD               | AS19-38RD       | AS19-38RD-KIT        | AS19-38RD-HEAD                   |
| AS19-50PL   | AS19-50PL-KIT    | AS19-50PL-HEAD               | AS19-50RD       | AS19-50RD-KIT        | AS19-50RD-HEAD                   |
| AS25-12PL   | AS25-12PL-KIT    | AS25-12PL-HEAD               | AS25-12RD       | AS25-12RD-KIT        | AS25-12RD-HEAD                   |
| AS25-25PL   | AS25-25PL-KIT    | AS25-25PL-HEAD               | AS25-25RD       | AS25-25RD-KIT        | AS25-25RD-HEAD                   |
| AS25-30PL   | AS25-30PL-KIT    | AS25-PL-HEAD                 | AS25-30RD       | AS25-30RD-KIT        | AS25-RD-HEAD                     |
| AS25-38PL   | AS25-38PL-KIT    | AS25-38PL-HEAD               | AS25-38RD       | AS25-38RD-KIT        | AS25-38RD-HEAD                   |
| AS25-50PL   | AS25-50PL-KIT    | AS25-50PL-HEAD               | AS25-50RD       | AS25-50RD-KIT        | AS25-50RD-HEAD                   |
| AS30-12PL   | AS30-12PL-KIT    | AS30-12PL-HEAD               | AS30-12RD       | AS30-12RD-KIT        | AS30-12RD-HEAD                   |
| AS30-25PL   | AS30-25PL-KIT    | AS30-25PL-HEAD               | AS30-25RD       | AS30-25RD-KIT        | AS30-25RD-HEAD                   |
| AS30-30PL   | AS30-30PL-KIT    | AS30-PL-HEAD                 | AS30-30RD       | AS30-30RD-KIT        | AS30-RD-HEAD                     |
| AS30-38PL   | AS30-38PL-KIT    | AS30-38PL-HEAD               | AS30-38RD       | AS30-38RD-KIT        | AS30-38RD-HEAD                   |
| AS30-50PL   | AS30-50PL-KIT    | AS30-50PL-HEAD               | AS30-50RD       | AS30-50RD-KIT        | AS30-50RD-HEAD                   |
| AS50-12PL   | AS50-12PL-KIT    | AS50-12PL-HEAD               | AS50-12RD       | AS50-12RD-KIT        | AS50-12RD-HEAD                   |
| AS50-25PL   | AS50-25PL-KIT    | AS50-25PL-HEAD               | AS50-25RD       | AS50-25RD-KIT        | AS50-25RD-HEAD                   |
| AS50-30PL   | AS50-30PL-KIT    | AS50-PL-HEAD                 | AS50-30RD       | AS50-30RD-KIT        | AS50-RD-HEAD                     |
| AS50-38PL   | AS50-38PL-KIT    | AS50-38PL-HEAD               | AS50-38RD       | AS50-38RD-KIT        | AS50-38RD-HEAD                   |
| AS50-50PL   | AS50-50PL-KIT    | AS50-50PL-HEAD               | AS50-50RD       | AS50-50RD-KIT        | AS50-50RD-HEAD                   |

1/2" & 5/8" Diameter: Use for drywall: screw 2208 and anchor ANC5, ANC5Z. Use for concrete: screw 2208 and anchor ANC1  
 3/4" to 2" Diameter: Use for drywall: screw 2216 and anchor ANC6, ANC6Z. Use for concrete: screw 2216 and anchor ANC2



### Standoff Selection Guide



## Aluminum Color Standoffs

- Units do not include hardware or washers.
- Kits come with 4 standoffs, mounting hardware and instruction guide.
- \*Washers not included



| Standoff Head Diameter<br>A | Material Thickness Accepted<br>B | Standoff Barrel Height<br>C | Material Hole Diameter<br>D | Rosy Pink (RP) | Rosy Pink Kits (RP) | Rosy Pink Head Replacement (RP) | Steel Grey (SG) | Steel Grey Kits (SG) | Steel Grey Head Replacement (SG) |
|-----------------------------|----------------------------------|-----------------------------|-----------------------------|----------------|---------------------|---------------------------------|-----------------|----------------------|----------------------------------|
| 1/2"                        | 1/8" to 5/16"                    | 1/2"                        | 3/8"                        | AS12-12RP      | AS12-12RP-KIT       | AS12-12RP-HEAD                  | AS12-12SG       | AS12-12SG-KIT        | AS12-12SG-HEAD                   |
|                             | 1/8" to 1/2"                     | 3/4"                        |                             | AS12-25RP      | AS12-25RP-KIT       | AS12-RP-HEAD                    | AS12-25SG       | AS12-25SG-KIT        | AS12-SG-HEAD                     |
|                             | 0 to 1/2"                        | 1"                          |                             | AS12-30RP      | AS12-30RP-KIT       |                                 | AS12-30SG       | AS12-30SG-KIT        |                                  |
|                             | 0 to 1/2"                        | 1-1/2"                      |                             | AS12-38RP      | AS12-38RP-KIT       |                                 | AS12-38SG       | AS12-38SG-KIT        |                                  |
|                             | 0 to 1/2"                        | 2"                          |                             | AS12-50RP      | AS12-50RP-KIT       |                                 | AS12-50SG       | AS12-50SG-KIT        |                                  |
| 5/8"                        | 1/8" to 5/16"                    | 1/2"                        | 7/16"                       | AS16-12RP      | AS16-12RP-KIT       | AS16-12RP-HEAD                  | AS16-12SG       | AS16-12SG-KIT        | AS16-12SG-HEAD                   |
|                             | 1/8" to 1/2"                     | 3/4"                        |                             | AS16-25RP      | AS16-25RP-KIT       | AS16-RP-HEAD                    | AS16-25SG       | AS16-25SG-KIT        | AS16-SG-HEAD                     |
|                             | 0 to 1/2"                        | 1"                          |                             | AS16-30RP      | AS16-30RP-KIT       |                                 | AS16-30SG       | AS16-30SG-KIT        |                                  |
|                             | 0 to 1/2"                        | 1-1/2"                      |                             | AS16-38RP      | AS16-38RP-KIT       |                                 | AS16-38SG       | AS16-38SG-KIT        |                                  |
|                             | 0 to 1/2"                        | 2"                          |                             | AS16-50RP      | AS16-50RP-KIT       |                                 | AS16-50SG       | AS16-50SG-KIT        |                                  |
| 3/4"                        | 1/8" to 5/16"                    | 1/2"                        | 7/16"                       | AS19-12RP      | AS19-12RP-KIT       | AS19-12RP-HEAD                  | AS19-12SG       | AS19-12SG-KIT        | AS19-12SG-HEAD                   |
|                             | 1/8" to 1/2"                     | 3/4"                        |                             | AS19-25RP      | AS19-25RP-KIT       | AS19-RP-HEAD                    | AS19-25SG       | AS19-25SG-KIT        | AS19-SG-HEAD                     |
|                             | 0 to 1/2"                        | 1"                          |                             | AS19-30RP      | AS19-30RP-KIT       |                                 | AS19-30SG       | AS19-30SG-KIT        |                                  |
|                             | 0 to 1/2"                        | 1-1/2"                      |                             | AS19-38RP      | AS19-38RP-KIT       |                                 | AS19-38SG       | AS19-38SG-KIT        |                                  |
|                             | 0 to 1/2"                        | 2"                          |                             | AS19-50RP      | AS19-50RP-KIT       |                                 | AS19-50SG       | AS19-50SG-KIT        |                                  |
| 1"                          | 1/8" to 5/16"                    | 1/2"                        | 7/16"                       | AS25-12RP      | AS25-12RP-KIT       | AS25-12RP-HEAD                  | AS25-12SG       | AS25-12SG-KIT        | AS25-12SG-HEAD                   |
|                             | 1/8" to 1/2"                     | 3/4"                        |                             | AS25-25RP      | AS25-25RP-KIT       | AS25-RP-HEAD                    | AS25-25SG       | AS25-25SG-KIT        | AS25-SG-HEAD                     |
|                             | 0 to 1/2"                        | 1"                          |                             | AS25-30RP      | AS25-30RP-KIT       |                                 | AS25-30SG       | AS25-30SG-KIT        |                                  |
|                             | 0 to 1/2"                        | 1-1/2"                      |                             | AS25-38RP      | AS25-38RP-KIT       |                                 | AS25-38SG       | AS25-38SG-KIT        |                                  |
|                             | 0 to 1/2"                        | 2"                          |                             | AS25-50RP      | AS25-50RP-KIT       |                                 | AS25-50SG       | AS25-50SG-KIT        |                                  |
| 1-1/4"                      | 1/8" to 5/16"                    | 1/2"                        | 7/16"                       | AS30-12RP      | AS30-12RP-KIT       | AS30-12RP-HEAD                  | AS30-12SG       | AS30-12SG-KIT        | AS30-12SG-HEAD                   |
|                             | 1/8" to 1/2"                     | 3/4"                        |                             | AS30-25RP      | AS30-25RP-KIT       | AS30-RP-HEAD                    | AS30-25SG       | AS30-25SG-KIT        | AS30-SG-HEAD                     |
|                             | 0 to 1/2"                        | 1"                          |                             | AS30-30RP      | AS30-30RP-KIT       |                                 | AS30-30SG       | AS30-30SG-KIT        |                                  |
|                             | 0 to 1/2"                        | 1-1/2"                      |                             | AS30-38RP      | AS30-38RP-KIT       |                                 | AS30-38SG       | AS30-38SG-KIT        |                                  |
|                             | 0 to 1/2"                        | 2"                          |                             | AS30-50RP      | AS30-50RP-KIT       |                                 | AS30-50SG       | AS30-50SG-KIT        |                                  |
| 2"                          | 1/8" to 5/16"                    | 1/2"                        | 7/16"                       | AS50-12RP      | AS50-12RP-KIT       | AS50-12RP-HEAD                  | AS50-12SG       | AS50-12SG-KIT        | AS50-12SG-HEAD                   |
|                             | 1/8" to 1/2"                     | 3/4"                        |                             | AS50-25RP      | AS50-25RP-KIT       | AS50-RP-HEAD                    | AS50-25SG       | AS50-25SG-KIT        | AS50-SG-HEAD                     |
|                             | 0 to 1/2"                        | 1"                          |                             | AS50-30RP      | AS50-30RP-KIT       |                                 | AS50-30SG       | AS50-30SG-KIT        |                                  |
|                             | 0 to 1/2"                        | 1-1/2"                      |                             | AS50-38RP      | AS50-38RP-KIT       |                                 | AS50-38SG       | AS50-38SG-KIT        |                                  |
|                             | 0 to 1/2"                        | 2"                          |                             | AS50-50RP      | AS50-50RP-KIT       |                                 | AS50-50SG       | AS50-50SG-KIT        |                                  |

1/2" & 5/8" Diameter: Use for drywall: screw 2208 and anchor ANC5, ANC5Z. Use for concrete: screw 2208 and anchor ANC1  
 3/4" to 2" Diameter: Use for drywall: screw 2216 and anchor ANC6, ANC6Z. Use for concrete: screw 2216 and anchor ANC2

## Aluminum Color Standoffs

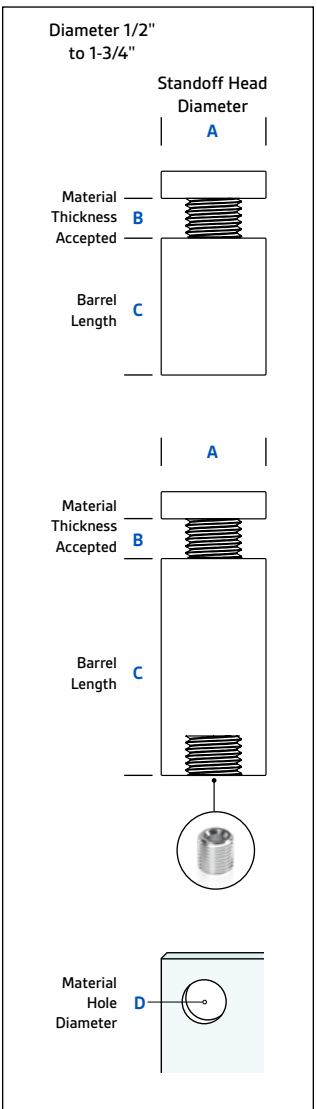


| White Coated (WH) | White Coated Kits (WH) | White Coated Head Replacement (WH) |
|-------------------|------------------------|------------------------------------|
| AS12-12WH         | AS12-12WH-KIT          | AS12-12WH-HEAD                     |
| AS12-25WH         | AS12-25WH-KIT          | AS12-WH-HEAD                       |
| AS12-30WH         | AS12-30WH-KIT          |                                    |
| AS12-38WH         | AS12-38WH-KIT          |                                    |
| AS12-50WH         | AS12-50WH-KIT          |                                    |
| AS16-12WH         | AS16-12WH-KIT          | AS16-12WH-HEAD                     |
| AS16-25WH         | AS16-25WH-KIT          | AS16-WH-HEAD                       |
| AS16-30WH         | AS16-30WH-KIT          |                                    |
| AS16-38WH         | AS16-38WH-KIT          |                                    |
| AS16-50WH         | AS16-50WH-KIT          |                                    |
| AS19-12WH         | AS19-12WH-KIT          | AS19-12WH-HEAD                     |
| AS19-25WH         | AS19-25WH-KIT          | AS19-WH-HEAD                       |
| AS19-30WH         | AS19-30WH-KIT          |                                    |
| AS19-38WH         | AS19-38WH-KIT          |                                    |
| AS19-50WH         | AS19-50WH-KIT          |                                    |
| AS25-12WH         | AS25-12WH-KIT          | AS25-12WH-HEAD                     |
| AS25-25WH         | AS25-25WH-KIT          | AS25-WH-HEAD                       |
| AS25-30WH         | AS25-30WH-KIT          |                                    |
| AS25-38WH         | AS25-38WH-KIT          |                                    |
| AS25-50WH         | AS25-50WH-KIT          |                                    |
| AS30-12WH         | AS30-12WH-KIT          | AS30-12WH-HEAD                     |
| AS30-25WH         | AS30-25WH-KIT          | AS30-WH-HEAD                       |
| AS30-30WH         | AS30-30WH-KIT          |                                    |
| AS30-38WH         | AS30-38WH-KIT          |                                    |
| AS30-50WH         | AS30-50WH-KIT          |                                    |
| AS50-12WH         | AS50-12WH-KIT          | AS50-12WH-HEAD                     |
| AS50-25WH         | AS50-25WH-KIT          | AS50-WH-HEAD                       |
| AS50-30WH         | AS50-30WH-KIT          |                                    |
| AS50-38WH         | AS50-38WH-KIT          |                                    |
| AS50-50WH         | AS50-50WH-KIT          |                                    |

## Color Aluminum Standoffs Kits



### Standoff Selection Guide



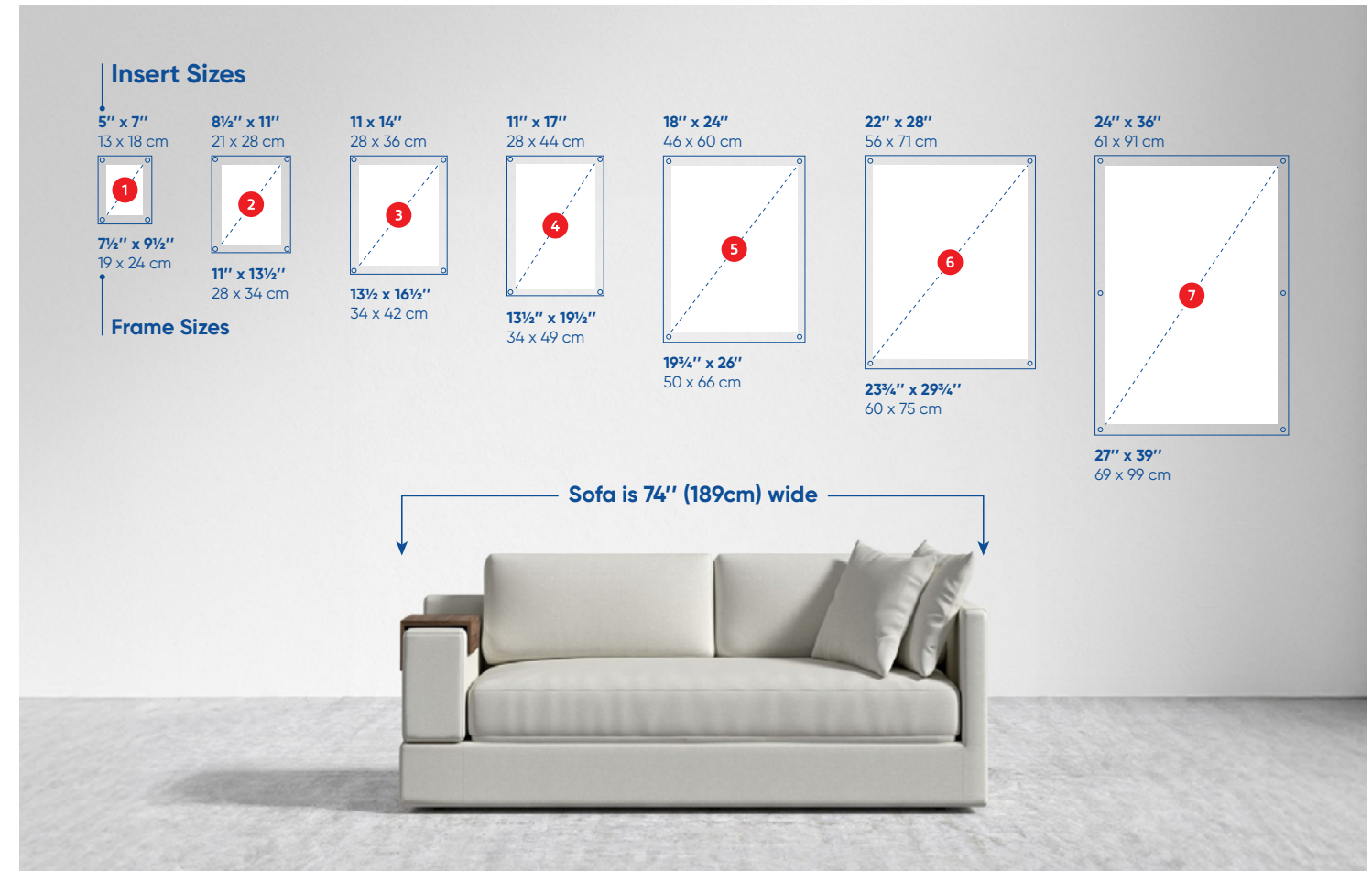
## Acrylic Wall Frame Kits

- Product**
  - Heads
  - Barrels
  - Acrylics
  - Screw & Anchors
  - Instructions
  - Drill Template
- Unique Features**
  - Indoor use only
  - Wall mounted
  - 7 Different Size Acrylics
  - 6 Different Finishes
- Area Of Use**
  - Signage
  - Wayfinder
  - Display
  - Advertising



## Acrylic Wall Frame Kits

### 1:1 Scale Size Comparison Chart



### Drill Template



### Installation Guide



## Acrylic Wall Frame Kits

**Kits include**

- 4 or 6 Standoffs depending on size of Acrylic
- 2 Clear Acrylics
- Screws and Anchors
- Drill Template
- Installation Guide

**\* Contact Us For More Standoff Varieties**



| # | Insert Size | Frame Size        | Standoff Head Diameter | Material Hole Diameter | Aluminum Silver (SL) | Aluminum Black (BK) |
|---|-------------|-------------------|------------------------|------------------------|----------------------|---------------------|
| 1 | 5" x 7"     | 7-1/2" x 9-1/2"   | 5/8"                   | 1/2"                   | WAC0507-C-AS16-12SL  | WAC0507-C-AS16-12BK |
|   |             |                   | 5/8"                   | 3/4"                   | WAC0507-C-AS16-25SL  | WAC0507-C-AS16-25BK |
|   |             |                   | 5/8"                   | 1"                     | WAC0507-C-AS16-30SL  | WAC0507-C-AS16-30BK |
| 2 | 8.5" x 11"  | 11" x 13-1/2"     | 5/8"                   | 1/2"                   | WAC8511-C-AS16-12SL  | WAC8511-C-AS16-12BK |
|   |             |                   | 5/8"                   | 3/4"                   | WAC8511-C-AS16-25SL  | WAC8511-C-AS16-25BK |
|   |             |                   | 5/8"                   | 1"                     | WAC8511-C-AS16-30SL  | WAC8511-C-AS16-30BK |
|   |             |                   | 3/4"                   | 1/2"                   | WAC8511-C-AS19-12SL  | WAC8511-C-AS19-12BK |
|   |             |                   | 3/4"                   | 3/4"                   | WAC8511-C-AS19-25SL  | WAC8511-C-AS19-25BK |
|   |             |                   | 3/4"                   | 1"                     | WAC8511-C-AS19-30SL  | WAC8511-C-AS19-30BK |
| 3 | 11" x 14"   | 13-1/2" x 16-1/2" | 5/8"                   | 1/2"                   | WAC1114-C-AS16-12SL  | WAC1114-C-AS16-12BK |
|   |             |                   | 5/8"                   | 3/4"                   | WAC1114-C-AS16-25SL  | WAC1114-C-AS16-25BK |
|   |             |                   | 5/8"                   | 1"                     | WAC1114-C-AS16-30SL  | WAC1114-C-AS16-30BK |
|   |             |                   | 3/4"                   | 1/2"                   | WAC1114-C-AS19-12SL  | WAC1114-C-AS19-12BK |
|   |             |                   | 3/4"                   | 3/4"                   | WAC1114-C-AS19-25SL  | WAC1114-C-AS19-25BK |
|   |             |                   | 3/4"                   | 1"                     | WAC1114-C-AS19-30SL  | WAC1114-C-AS19-30BK |
| 4 | 11" x 17"   | 13-1/2" x 19-1/2" | 5/8"                   | 3/4"                   | WAC1117-C-AS16-25SL  | WAC1117-C-AS16-25BK |
|   |             |                   | 5/8"                   | 1"                     | WAC1117-C-AS16-30SL  | WAC1117-C-AS16-30BK |
|   |             |                   | 3/4"                   | 3/4"                   | WAC1117-C-AS19-25SL  | WAC1117-C-AS19-25BK |
|   |             |                   | 3/4"                   | 1"                     | WAC1117-C-AS19-30SL  | WAC1117-C-AS19-30BK |
| 5 | 18" x 24"   | 19-3/4" x 26"     | 5/8"                   | 3/4"                   | WAC1824-C-AS16-25SL  | WAC1824-C-AS16-25BK |
|   |             |                   | 5/8"                   | 1"                     | WAC1824-C-AS16-30SL  | WAC1824-C-AS16-30BK |
|   |             |                   | 3/4"                   | 3/4"                   | WAC1824-C-AS19-25SL  | WAC1824-C-AS19-25BK |
|   |             |                   | 3/4"                   | 1"                     | WAC1824-C-AS19-30SL  | WAC1824-C-AS19-30BK |
| 6 | 22" x 28"   | 23-3/4" x 29-3/4" | 5/8"                   | 3/4"                   | WAC2228-C-AS16-25SL  | WAC2228-C-AS16-25BK |
|   |             |                   | 5/8"                   | 1"                     | WAC2228-C-AS16-30SL  | WAC2228-C-AS16-30BK |
|   |             |                   | 3/4"                   | 3/4"                   | WAC2228-C-AS19-25SL  | WAC2228-C-AS19-25BK |
|   |             |                   | 3/4"                   | 1"                     | WAC2228-C-AS19-30SL  | WAC2228-C-AS19-30BK |
| 7 | 24" x 36"   | 27" x 39"         | 5/8"                   | 3/4"                   | WAC2436-C-AS16-25SL  | WAC2436-C-AS16-25BK |
|   |             |                   | 5/8"                   | 1"                     | WAC2436-C-AS16-30SL  | WAC2436-C-AS16-30BK |
|   |             |                   | 3/4"                   | 3/4"                   | WAC2436-C-AS19-25SL  | WAC2436-C-AS19-25BK |
|   |             |                   | 3/4"                   | 1"                     | WAC2436-C-AS19-30SL  | WAC2436-C-AS19-30BK |
|   |             |                   | 1"                     | 3/4"                   | WAC2436-C-AS25-25SL  | WAC2436-C-AS25-25BK |
|   |             |                   | 1"                     | 1"                     | WAC2436-C-AS25-30SL  | WAC2436-C-AS25-30BK |

## Acrylic Wall Frame Kits



| Aluminum Gold (GD)  | Aluminum Champagne (BR) | Stainless Steel Satin Brushed (SBSL) | Stainless Steel Polished (SBLP) |
|---------------------|-------------------------|--------------------------------------|---------------------------------|
| WAC0507-C-AS16-12GD | WAC0507-C-AS16-12BR     | WAC0507-C-SBSL16-12                  | WAC0507-C-SBLP16-12             |
| WAC0507-C-AS16-25GD | WAC0507-C-AS16-25BR     | WAC0507-C-SBSL16-25                  | WAC0507-C-SBLP16-25             |
| WAC0507-C-AS16-30GD | WAC0507-C-AS16-30BR     | WAC0507-C-SBSL16-30                  | WAC0507-C-SBLP16-30             |
| WAC8511-C-AS16-12GD | WAC8511-C-AS16-12BR     | WAC8511-C-SBSL16-12                  | WAC8511-C-SBLP16-12             |
| WAC8511-C-AS16-25GD | WAC8511-C-AS16-25BR     | WAC8511-C-SBSL16-25                  | WAC8511-C-SBLP16-25             |
| WAC8511-C-AS16-30GD | WAC8511-C-AS16-30BR     | WAC8511-C-SBSL16-30                  | WAC8511-C-SBLP16-30             |
| WAC8511-C-AS19-12GD | WAC8511-C-AS19-12BR     | WAC8511-C-SBSL19-12                  | WAC8511-C-SBLP19-12             |
| WAC8511-C-AS19-25GD | WAC8511-C-AS19-25BR     | WAC8511-C-SBSL19-25                  | WAC8511-C-SBLP19-25             |
| WAC8511-C-AS19-30GD | WAC8511-C-AS19-30BR     | WAC8511-C-SBSL19-30                  | WAC8511-C-SBLP19-30             |
| WAC1114-C-AS16-12GD | WAC1114-C-AS16-12BR     | WAC1114-C-SBSL16-12                  | WAC1114-C-SBLP16-12             |
| WAC1114-C-AS16-25GD | WAC1114-C-AS16-25BR     | WAC1114-C-SBSL16-25                  | WAC1114-C-SBLP16-25             |
| WAC1114-C-AS16-30GD | WAC1114-C-AS16-30BR     | WAC1114-C-SBSL16-30                  | WAC1114-C-SBLP16-30             |
| WAC1114-C-AS19-12GD | WAC1114-C-AS19-12BR     | WAC1114-C-SBSL19-12                  | WAC1114-C-SBLP19-12             |
| WAC1114-C-AS19-25GD | WAC1114-C-AS19-25BR     | WAC1114-C-SBSL19-25                  | WAC1114-C-SBLP19-25             |
| WAC1114-C-AS19-30GD | WAC1114-C-AS19-30BR     | WAC1114-C-SBSL19-30                  | WAC1114-C-SBLP19-30             |
| WAC1117-C-AS16-25GD | WAC1117-C-AS16-25BR     | WAC1117-C-SBSL16-25                  | WAC1117-C-SBLP16-25             |
| WAC1117-C-AS16-30GD | WAC1117-C-AS16-30BR     | WAC1117-C-SBSL16-30                  | WAC1117-C-SBLP16-30             |
| WAC1117-C-AS19-25GD | WAC1117-C-AS19-25BR     | WAC1117-C-SBSL19-25                  | WAC1117-C-SBLP19-25             |
| WAC1117-C-AS19-30GD | WAC1117-C-AS19-30BR     | WAC1117-C-SBSL19-30                  | WAC1117-C-SBLP19-30             |
| WAC1824-C-AS16-25GD | WAC1824-C-AS16-25BR     | WAC1824-C-SBSL16-25                  | WAC1824-C-SBLP16-25             |
| WAC1824-C-AS16-30GD | WAC1824-C-AS16-30BR     | WAC1824-C-SBSL16-30                  | WAC1824-C-SBLP16-30             |
| WAC1824-C-AS19-25GD | WAC1824-C-AS19-25BR     | WAC1824-C-SBSL19-25                  | WAC1824-C-SBLP19-25             |
| WAC1824-C-AS19-30GD | WAC1824-C-AS19-30BR     | WAC1824-C-SBSL19-30                  | WAC1824-C-SBLP19-30             |
| WAC2228-C-AS16-25GD | WAC2228-C-AS16-25BR     | WAC2228-C-SBSL16-25                  | WAC2228-C-SBLP16-25             |
| WAC2228-C-AS16-30GD | WAC2228-C-AS16-30BR     | WAC2228-C-SBSL16-30                  | WAC2228-C-SBLP16-30             |
| WAC2228-C-AS19-25GD | WAC2228-C-AS19-25BR     | WAC2228-C-SBSL19-25                  | WAC2228-C-SBLP19-25             |
| WAC2228-C-AS19-30GD | WAC2228-C-AS19-30BR     | WAC2228-C-SBSL19-30                  | WAC2228-C-SBLP19-30             |
| WAC2436-C-AS16-25GD | WAC2436-C-AS16-25BR     | WAC2436-C-SBSL16-25                  | WAC2436-C-SBLP16-25             |
| WAC2436-C-AS16-30GD | WAC2436-C-AS16-30BR     | WAC2436-C-SBSL16-30                  | WAC2436-C-SBLP16-30             |
| WAC2436-C-AS19-25GD | WAC2436-C-AS19-25BR     | WAC2436-C-SBSL19-25                  | WAC2436-C-SBLP19-25             |
| WAC2436-C-AS19-30GD | WAC2436-C-AS19-30BR     | WAC2436-C-SBSL19-30                  | WAC2436-C-SBLP19-30             |
| WAC2436-C-AS25-25GD | WAC2436-C-AS25-25BR     | WAC2436-C-SBSL25-25                  | WAC2436-C-SBLP25-25             |
| WAC2436-C-AS25-30GD | WAC2436-C-AS25-30BR     | WAC2436-C-SBSL25-30                  | WAC2436-C-SBLP25-30             |

## Wooden Standoffs



# Wooden Standoffs

Real Solid Wood for Indoor Use

### Bamboo Matte

### Beech Matte

### Walnut Matte



3 Different Finishes



## Wooden Standoffs



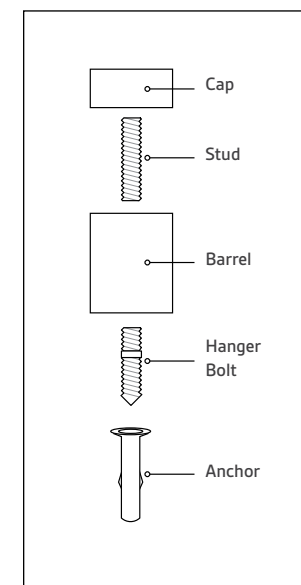
**NEW**

**All In One Kits!**  
4 x Standoffs  
4 x Screws x Anchors  
1 x Installation Guide



| Standoff Head Diameter | Material Thickness Accepted | Standoff Height | Material Hole Diameter | Bamboo Matte (MBO) | Beech Matte (MBE) | Walnut Matte (MWA) |
|------------------------|-----------------------------|-----------------|------------------------|--------------------|-------------------|--------------------|
| 5/8"                   | 1/8" to 3/4"                | 3/4"            | 1/4"                   | WS058-075MBO-KIT   | WS058-075MBE-KIT  | WS058-075MWA-KIT   |
|                        |                             | 1"              | 1/4"                   | WS058-100MBO-KIT   | WS058-100MBE-KIT  | WS058-100MWA-KIT   |
| 3/4"                   | 1/8" to 3/4"                | 3/4"            | 1/4"                   | WS075-075MBO-KIT   | WS075-075MBE-KIT  | WS075-075MWA-KIT   |
|                        |                             | 1"              | 1/4"                   | WS075-100MBO-KIT   | WS075-100MBE-KIT  | WS075-100MWA-KIT   |
| 1"                     | 1/8" to 1/2"                | 3/4"            | 1/4"                   | WS100-075MBO-KIT   | WS100-075MBE-KIT  | WS100-075MWA-KIT   |
|                        |                             | 1"              | 1/4"                   | WS100-100MBO-KIT   | WS100-100MBE-KIT  | WS100-100MWA-KIT   |
| 1-1/4"                 | 1/8" to 1/2"                | 3/4"            | 1/4"                   | WS125-075MBO-KIT   | WS125-075MBE-KIT  | WS125-075MWA-KIT   |
|                        |                             | 1"              | 1/4"                   | WS125-100MBO-KIT   | WS125-100MBE-KIT  | WS125-100MWA-KIT   |
| 1-1/2"                 | 1/8" to 1/2"                | 3/4"            | 1/4"                   | WS150-075MBO-KIT   | WS150-075MBE-KIT  | WS150-075MWA-KIT   |
|                        |                             | 1"              | 1/4"                   | WS150-100MBO-KIT   | WS150-100MBE-KIT  | WS150-100MWA-KIT   |
| 2"                     | 1/8" to 1/2"                | 3/4"            | 1/4"                   | WS200-075MBO-KIT   | WS200-075MBE-KIT  | WS200-075MWA-KIT   |
|                        |                             | 1"              | 1/4"                   | WS200-100MBO-KIT   | WS200-100MBE-KIT  | WS200-100MWA-KIT   |

\* Contact us for a interchangeable stud for thinner / thicker material thickness



## Brass Standoffs

- Product**
  - Heads
  - Washers
  - Barrel
- Unique Features**
  - Indoor Use Only
  - Brass Material
  - Wall Mounted
  - 2 Different Heights
  - 3 Different Finishes
- Area Of Use**
  - Signage
  - Wayfinder
  - Display
  - Advertising
- Additional Details**
  - Tamper Proof Standoffs
  - Non-threaded stud



| Standoff Head Diameter<br>A | Material Thickness Accepted<br>B | Standoff Height<br>C | Material Hole Diameter<br>D | Polished Satin Silver (A) | Polished Chrome (AS) | Gold Chrome (GS) |
|-----------------------------|----------------------------------|----------------------|-----------------------------|---------------------------|----------------------|------------------|
| 5/8"                        | 0 to 1/2"                        | 7/8"                 | 3/8"                        | 1623A                     | 1623AS               | 1623GS           |
| 7/8"                        | 0 to 9/16"                       | 1"                   | 7/8"                        | 2327A                     | 2327AS               | 2327GS           |

Use for drywall: screw 2208 and anchor ANC5, ANC5Z. Use for concrete: screw 2208 and anchor ANC1

## Acrylic Tamper Proof Standoffs

- Product**
  - Head
  - Washers
  - Barrel
- Unique Features**
  - Indoor & Outdoor Use
  - Wall Mounted
  - 5 Different Heights
  - 4 Different Diameters
  - 2 Different Finishes
- Area Of Use**
  - Signage
  - Wayfinder
  - Display
  - Advertising
- Additional Details**
  - White Acrylic Standoff is reverse threaded



| Standoff Head Diameter | Material Thickness Accepted | Standoff Height | Material Hole Diameter | Acrylic Clear (C) | Acrylic Clear Kit (C) | Acrylic White (W) | Acrylic White Kit (W) |
|------------------------|-----------------------------|-----------------|------------------------|-------------------|-----------------------|-------------------|-----------------------|
| 1/2"                   | 0 to 1/4"                   | 1/2"            | 3/8"                   | ACS12-12C         | ACS12-12C-KIT         | ACS12-12W         | ACS12-12W-KIT         |
|                        | 0 to 1/2"                   | 3/4"            |                        | ACS12-25C         | ACS12-25C-KIT         | ACS12-25W         | ACS12-25W-KIT         |
|                        | 0 to 1/2"                   | 1"              |                        | ACS12-30C         | ACS12-30C-KIT         | ACS12-30W         | ACS12-30W-KIT         |
|                        | 0 to 1/2"                   | 1-3/4"          |                        | ACS12-50C         | ACS12-50C-KIT         | ACS12-50W         | ACS12-50W-KIT         |
|                        | 0 to 1/2"                   | 2-1/2"          |                        | ACS12-70C         | ACS12-70C-KIT         | N/A               | N/A                   |
| 5/8"                   | 0 to 1/4"                   | 1/2"            | 7/16"                  | ACS16-12C         | ACS16-12C-KIT         | ACS16-12W         | ACS16-12W-KIT         |
|                        | 0 to 1/2"                   | 3/4"            |                        | ACS16-25C         | ACS16-25C-KIT         | ACS16-25W         | ACS16-25W-KIT         |
|                        | 0 to 1/2"                   | 1"              |                        | ACS16-30C         | ACS16-30C-KIT         | ACS16-30W         | ACS16-30W-KIT         |
|                        | 0 to 1/2"                   | 1-3/4"          |                        | ACS16-50C         | ACS16-50C-KIT         | ACS16-50W         | ACS16-50W-KIT         |
|                        | 0 to 1/2"                   | 2-1/2"          |                        | ACS16-70C         | ACS16-70C-KIT         | N/A               | N/A                   |
| 3/4"                   | 0 to 1/4"                   | 1/2"            | 7/16"                  | ACS19-12C         | ACS19-12C-KIT         | ACS19-12W         | ACS19-12W-KIT         |
|                        | 0 to 1/2"                   | 3/4"            |                        | ACS19-25C         | ACS19-25C-KIT         | ACS19-25W         | ACS19-25W-KIT         |
|                        | 0 to 1/2"                   | 1"              |                        | ACS19-30C         | ACS19-30C-KIT         | ACS19-30W         | ACS19-30W-KIT         |
|                        | 0 to 1/2"                   | 1-3/4"          |                        | ACS19-50C         | ACS19-50C-KIT         | ACS19-50W         | ACS19-50W-KIT         |
|                        | 0 to 1/2"                   | 2-1/2"          |                        | ACS19-70C         | ACS19-70C-KIT         | N/A               | N/A                   |
| 1"                     | 0 to 1/4"                   | 1/2"            | 7/16"                  | ACS25-12C         | ACS25-12C-KIT         | ACS25-12W         | ACS25-12W-KIT         |
|                        | 0 to 1/2"                   | 3/4"            |                        | ACS25-25C         | ACS25-25C-KIT         | ACS25-25W         | ACS25-25W-KIT         |
|                        | 0 to 1/2"                   | 1"              |                        | ACS25-30C         | ACS25-30C-KIT         | ACS25-30W         | ACS25-30W-KIT         |
|                        | 0 to 1/2"                   | 1-3/4"          |                        | ACS25-50C         | ACS25-50C-KIT         | ACS25-50W         | ACS25-50W-KIT         |
|                        | 0 to 1/2"                   | 2-1/2"          |                        | ACS25-70C         | ACS25-70C-KIT         | N/A               | N/A                   |

1/2" & 5/8" Diameter: Use for drywall: screw 2208 and anchor ANC5, ANC5Z. Use for concrete: screw 2208 and anchor ANC1  
 3/4" & 1" Diameter: Use for drywall: screw 2216 and anchor ANC6, ANC6Z. Use for concrete: screw 2216 and anchor ANC2



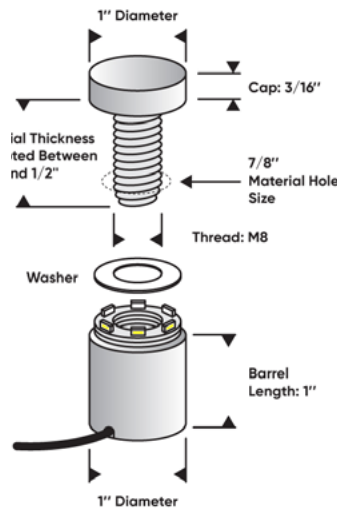
## Aluminum LED Standoffs

- Product** LED Standoff Hub Transformer 120V
- Unique Features** Indoor Use Only Aluminum Clear Anodized 3 Solid Colors Set of 2 or 4 kits
- Area Of Use** Signage Wayfinder Display Advertising
- Additional Details** Drill a 7/8" hole for best lighting effect. Acrylic and hardware not included.



**LED Standoffs are available in aluminum with a clear anodized finish, offering a selection of color tones in white, blue, and red.**

### Up to 6 LED Standoffs Hub



### Set of 2 or 4 LED Kits

Drill a 7/8" hole for best lighting effect.



| Diameter | Material Thickness Accepted | Height | Required Material Size |
|----------|-----------------------------|--------|------------------------|
| 1"       | 1/8" and 1/2"               | 1"     | 7/8"                   |

## Aluminum LED Standoffs

- Set of 2 Kits** 2 x LED Standoffs 1 x Hub Connector & Adapter



White LED

Blue LED

Red LED

LS2W25-25A

LS2B25-25A

LS2R25-25A

Use for drywall: screw 2216 and anchor ANC6, ANC6Z. Use for concrete: screw 2216 and anchor ANC2.

- Set of 4 Kits** 4 x LED Standoffs 1 x Hub Connector & Adapter



White LED

Blue LED

Red LED

LS4W25-25A

LS4B25-25A

LS4R25-25A

Use for drywall: screw 2216 and anchor ANC6, ANC6Z. Use for concrete: screw 2216 and anchor ANC2.

## Desktop Standoffs

|                           |  |
|---------------------------|--|
| <b>Product</b>            | Head<br>Washers<br>Barrel  |
| <b>Unique Features</b>    | Indoor<br>Counter Spaces<br>Tabletops<br>4 Different Finishes<br>3 Different Sizes |
| <b>Area Of Use</b>        | Trade Shows<br>Retail Shops<br>Offices<br>Hospital                                 |
| <b>Additional Details</b> | Beautiful look for any office, business, or professional setting.                  |

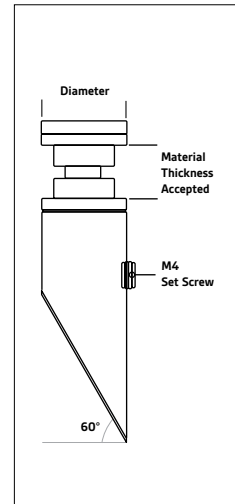


## Desktop Standoffs

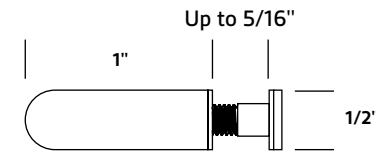
|                           |  |
|---------------------------|--|
| <b>Product</b>            | Head<br>Washers<br>Barrel  |
| <b>Unique Features</b>    | Indoor<br>Counter Spaces<br>Tabletops<br>7 Different Finishes    |
| <b>Area Of Use</b>        | Trade Shows<br>Retail Shops<br>Offices<br>Hospital               |
| <b>Additional Details</b> | Beautiful look for any office, business, or professional setting |



### 60° Angle Desktop Standoffs



| Diameter | Length | Material Thickness Accepted | Angle | Aluminum Clear (A) | Aluminum Matte Black (MB) | Aluminum Champagne (BR) | Stainless Steel Brushed (SS) |
|----------|--------|-----------------------------|-------|--------------------|---------------------------|-------------------------|------------------------------|
| 1/2"     | 1-3/8" | 5/16"                       | 60°   | 100.008A           | 100.008MB                 | 100.008BR               | 100.008                      |



Simply unscrew your desktop stand-off, insert your material, screw the cap back on, and enjoy!

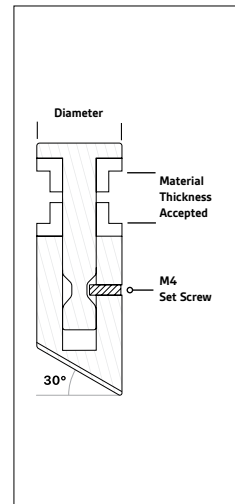


Aluminum Clear (A)

Aluminum Shiny (AS)

Aluminum Black (B)

### 30° Angle and Flat Desktop Standoffs



| Diameter | Head       | Material Thickness Accepted | Angle | Stainless Steel Brushed (SS) |
|----------|------------|-----------------------------|-------|------------------------------|
| 1/2"     | Rounded    | 5/16"                       | 30°   | 100.102                      |
| 1/2"     | Flat       | 5/16"                       | 30°   | 100.002                      |
| 1/2"     | Flat 0.08" | 1/8" to 5/16"               | 0°    | 100.007                      |



Full Set with Glass SKU: FSD3



Aluminum Matte Black (MB)

Aluminum Gold (G)

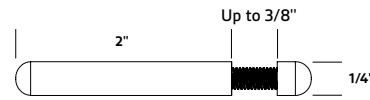
Aluminum Champagne (BR)

Stainless Steel Satin Brushed (SS)


| Diameter | Length | Material Thickness Accepted | Aluminum Clear (A) | Aluminum Shiny (AS) | Aluminum Black (B) | Aluminum Matte Black (MB) | Aluminum Gold (G) | Aluminum Champagne (BR) | Stainless Steel Brushed (SS) |
|----------|--------|-----------------------------|--------------------|---------------------|--------------------|---------------------------|-------------------|-------------------------|------------------------------|
| 1/2"     | 1"     | 1/8" to 5/16"               | 102.005A           | 102.005AS           | 102.005B           | 102.005MB                 | 102.005G          | 102.005BR               | 102.005                      |

## Cylinder & Conical Desktop Standoffs

- Product**  
Cap  
Set Screw  
Barrel
- Unique Features**  
Indoor  
Counter Spaces  
Tabletops
- Area Of Use**  
Trade Shows  
Retail Shops  
Offices  
Hospital
- Additional Details**  
Can be adjusted with different set screw.  
\*Contact us for alternate studs for thickness of material.



Simply unscrew your desktop standoff, insert your material, screw the cap back on, and enjoy!



| Diameter | Length | Material Thickness Accepted | Aluminum Clear (A) | Aluminum Shiny (AS) | Aluminum Black (B) | Aluminum Gold (G) | Aluminum Champagne (BR) | Stainless Steel Brushed (SS) |
|----------|--------|-----------------------------|--------------------|---------------------|--------------------|-------------------|-------------------------|------------------------------|
| 1/4"     | 2"     | Up to 3/8"                  | 102.001A           | N/A                 | 102.001B           | 102.001G          | 102.001BR               | 102.001                      |
| 1/4"     | 2-3/4" | Up to 3/8"                  | 102.002A           | 102.002AS           | 102.002B           | 102.002G          | 102.002BR               | 102.002                      |



Simply unscrew your desktop standoff, insert your material, screw the cap back on, and enjoy!




| Diameter | Length | Material Thickness Accepted | Aluminum Clear (A) | Aluminum Shiny (AS) | Aluminum Black (B) | Aluminum Gold (G) | Aluminum Champagne (BR) | Stainless Steel Brushed (SS) |
|----------|--------|-----------------------------|--------------------|---------------------|--------------------|-------------------|-------------------------|------------------------------|
| 1/4"     | 2-3/4" | Up to 3/8"                  | 102.004A           | 102.004AS           | 102.004B           | 102.004G          | 102.004BR               | 102.004                      |

\*Contact us for alternate studs for thickness of material

## Cylinder & Conical Desktop Standoffs Kits

### Cylinder Desktop Standoffs Acrylic Kits

- Kit Includes:  
2 x Connectors  
2 x Desktop Standoffs  
2 x Clear Acrylic Frame



Clear Acrylic Holds up to 8 1/2" x 11" paper, photo, or graphic



| Frame Size    | Insert Size | Aluminum Clear (A) | Aluminum Shiny (AS) | Aluminum Black (B) | Aluminum Gold (G) | Aluminum Champagne (BR) | Stainless Steel Brushed (SS) |
|---------------|-------------|--------------------|---------------------|--------------------|-------------------|-------------------------|------------------------------|
| 12-1/2" x 10" | 8.5" x 11"  | AC12510-3A         | AC12510-3AS         | AC12510-3B         | AC12510-3G        | AC12510-3BR             | AC12510-3SS                  |

### Conical Desktop Standoffs Acrylic Kits

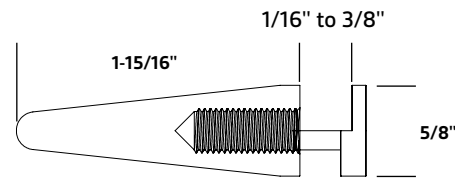
- Kit Includes:  
2 x Connectors  
2 x Desktop Standoffs  
2 x Clear Acrylic Frame



| Frame Size    | Insert Size | Aluminum Clear (A) | Aluminum Shiny (AS) | Aluminum Black (B) | Aluminum Gold (G) | Aluminum Champagne (BR) | Stainless Steel Brushed (SS) |
|---------------|-------------|--------------------|---------------------|--------------------|-------------------|-------------------------|------------------------------|
| 12-1/2" x 10" | 8.5" x 11"  | AC12510-3TA        | AC12510-3TAS        | AC12510-3TB        | AC12510-3TG       | AC12510-3TBR            | AC12510-3TSS                 |

## Conical Edge Grip Desktop Standoffs

- Product**: Cap, Barrel
- Unique Features**: Indoor Counter Spaces, Tabletops, 8 Different Finishes
- Area Of Use**: Trade Shows, Retail Shops, Offices, Hospital
- Additional Details**: Beautiful look for any office, business, or professional setting.




Simply unscrew your desktop standoff, insert your material, screw the cap back on, and enjoy!



| Diameter | Length   | Material Thickness Accepted | Aluminum Clear (A) | Aluminum Matte Black (MB) | Aluminum Gold (G) | Aluminum Champagne (BR) | Aluminum Bronze (AB) | Aluminum Titanium (T) | Stainless Steel Brushed (S) | Stainless Steel Polished (SP) |
|----------|----------|-----------------------------|--------------------|---------------------------|-------------------|-------------------------|----------------------|-----------------------|-----------------------------|-------------------------------|
| 5/8"     | 1-15/16" | 1/16" to 3/8"               | 104.000A           | 104.000MB                 | 104.000G          | 104.000BR               | 104.000AB            | 104.000T              | 104.000S                    | 104.000SP                     |

## Material Connectors



| Diameter | Head Height | Material Thickness Accepted | Aluminum Clear (A) | Aluminum Black (B) | Stainless Steel Brushed (S) |
|----------|-------------|-----------------------------|--------------------|--------------------|-----------------------------|
| 3/8"     | Flat 1/4"   | 5/16" to 1/2"               | MC038A             | MC038B             | MC038S                      |
| 3/8"     | Flat 1/16"  | 1/4" to 3/8"                | MCS038A            | MCS038B            | MCS038S                     |
| 1/2"     | Flat 1/16"  | 3/16" to 3/8"               | N/A                | N/A                | 100.020                     |

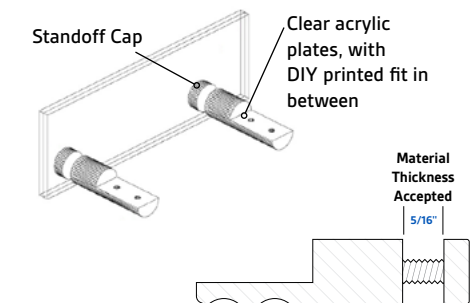

### 5/16" Diameter Material Connectors

| Description        | Length | Material Thickness Accepted | Aluminum Clear (A) | Aluminum Shiny (AS) | Aluminum Black (B) | Aluminum Champagne (BR) | Aluminum Gold (G) | Stainless Steel Brushed (SS) |
|--------------------|--------|-----------------------------|--------------------|---------------------|--------------------|-------------------------|-------------------|------------------------------|
| Material Connector | 1/4"   | 1/4" to 3/8"                | 102.003A*          | 102.003AS*          | 102.003B*          | 102.003BR*              | 102.003G*         | 102.003*                     |

\* Can be adjusted with different set screw

Also Available in Matte Black

### 5/8" Desktop Bottom Table Standoffs



| Diameter | Head Height | Material Thickness Accepted | Aluminum Clear (A) | Aluminum Black (B) | Stainless Steel (201) Satin Brushed (SS) |
|----------|-------------|-----------------------------|--------------------|--------------------|--|
| 5/8"     | Flat 1/4"   | 5/16"                       | 100.010A           | 100.010B           | 100.010SS                                |

## Aluminum Talk Thru Standoffs

- Product** | Heads  
Barrel
- Unique Features** | Indoor & Outdoor  
3 Different Finishes  
5 Different Sizes
- Area Of Use** | Banks  
Ticket Counters  
Stadiums  
DMV's
- Additional Details** | The sound passes through the spacing in the offset of the two panes.



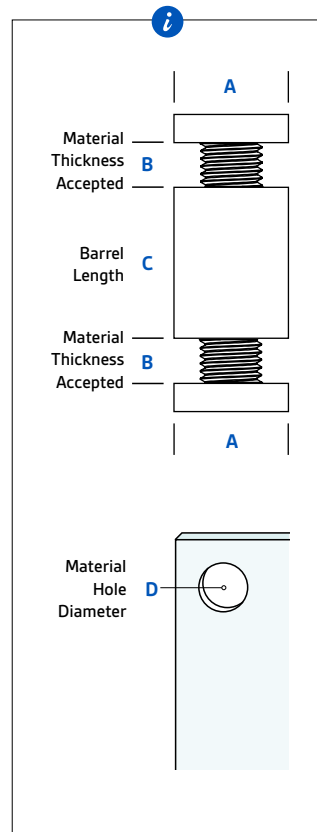
## Stainless Steel Talk Thru Edge Grip Standoffs

- Product** | Standoff
- Unique Features** | Indoor & Outdoor  
2 Different Finishes
- Area Of Use** | Banks  
Ticket Counters  
Stadiums  
DMV's
- Additional Details** | The sound passes through the spacing in the offset of the two panes



| Standoff Head Diameter<br>A | Material Thickness Accepted<br>B | Standoff Height<br>C | Material Hole Diameter<br>D | Clear (A)    | Matte Black (MB) | Champagne (BR) |
|-----------------------------|----------------------------------|----------------------|-----------------------------|--------------|------------------|----------------|
| 3/8"                        | 5/16"                            | 1"                   | 7/8"                        | ASDS038-100A | ASDS038-100MB    | ASDS038-100BR  |
| 1/2"                        |                                  |                      |                             | ASDS050-100A | ASDS050-100MB    | ASDS050-100BR  |
| 7/8"                        |                                  |                      |                             | ASDS058-100A | ASDS058-100MB    | ASDS058-100BR  |
| 3/4"                        |                                  |                      |                             | ASDS075-100A | ASDS075-100MB    | ASDS075-100BR  |
| 1"                          |                                  |                      |                             | ASDS100-100A | ASDS100-100MB    | ASDS100-100BR  |

### Standoff Selection Guide



Our "Talk Thru" Edge Grip Standoffs allow you to attach a glass or Acrylic disc, without drilling. The sound passes through the spacing in the offset of the two panes. This device is fixed on a glass or acrylic window. The "Talk Thru" Edge Grip Standoff are made from Stainless Steel 304 grade. They guarantee you a long hold over time.



Kit of 3




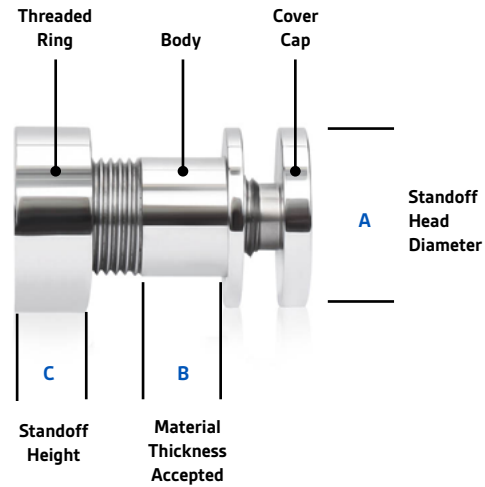
Kit of 3

| Diameter | Thickness Material Accepted | Length | Stainless Steel Satin Brushed (SS) |
|----------|-----------------------------|--------|------------------------------------|
| 3/4"     | 1/4" to 5/16"               | 7/8"   | ST075SS                            |

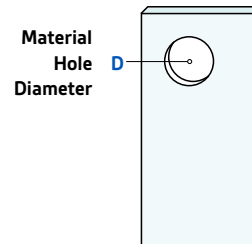
| Diameter | Thickness Material Accepted | Length | Stainless Steel Polished (SP) |
|----------|-----------------------------|--------|-------------------------------|
| 3/4"     | 1/4" to 5/16"               | 7/8"   | ST075SP                       |

## Stainless Steel Panel Mount Standoffs

- Product**
  - Cover Cap
  - Body
  - Threaded Ring
- Unique Features**
  - Indoor & Outdoor
  - 2 Different Finishes
  - Decorative Panels
  - Heavy Duty Signage
  - Substrates
  - Glass & Acrylics
- Area Of Use**
  - Decorative Panels
  - Heavy Duty Signage
  - Substrates
  - Glass
- Additional Details**
  - Made from 316 Marine Grade Stainless Steel.



Panel Mount Standoffs are a quick and easy method to mount 5/16" to 3/8" (8 to 10 mm) glass, signage or decorative panels to any substrate without requiring assistance.



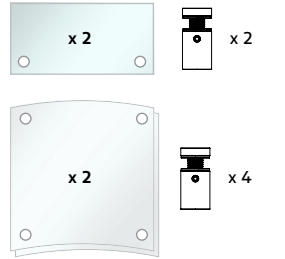
| Standoff Head Diameter<br>A | Material Thickness Accepted<br>B | Standoff Height<br>C | Material Hole Diameter<br>D | Stainless Steel Satin Brushed (SS) | Stainless Steel Polished (SP) |
|-----------------------------|----------------------------------|----------------------|-----------------------------|------------------------------------|-------------------------------|
| 3/4"                        | 5/16" to 3/8"                    | 5/16" 6"             | 9/16"                       | SOPMBS-316SS                       | SOPMBS-316SP                  |

## Signage Glass



### Full Kits

| Glass Type | Glass Size          | Diameter | Barrel Height | # of Holes | SKU  |
|------------|---------------------|----------|---------------|------------|------|
| Flat       | 6" x 3-1/8"         | 1/2"     | 2/3"          | 2          | FS1  |
| Flat       | 6" x 3-1/8"         | 1/2"     | 1"            | 2          | FS3  |
| Curved     | 5-15/16" x 5-15/16" | 1/2"     | 1"            | 4          | FS17 |



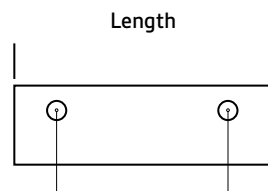
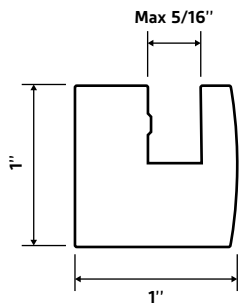
### Glasses Only

|                        |   |                        |   |                        |  |                        |   |
|------------------------|---|------------------------|---|------------------------|--|------------------------|---|
| <p>0.16" Thickness</p> | <p><b>Flat</b></p> <ul style="list-style-type: none"> <li>- Sold by Unit</li> <li>- With holes</li> <li>- Without holes</li> <li>- Portrait</li> <li>- Landscape</li> </ul> | <p>0.16" Thickness</p> | <p><b>Flat</b></p> <ul style="list-style-type: none"> <li>- Sold set of 2</li> <li>- With holes</li> <li>- Portrait</li> <li>- Landscape</li> </ul> | <p>0.16" Thickness</p> | <p><b>Curved</b></p> <ul style="list-style-type: none"> <li>- Sold set of 2</li> <li>- With holes</li> </ul> | <p>3/16" Thickness</p> | <p><b>Tempered Glass Shelves</b></p> <ul style="list-style-type: none"> <li>- No holes</li> </ul> |
|------------------------|---|------------------------|---|------------------------|--|------------------------|---|


| Glass Type         | Glass Size        | Thickness | # of Holes | SKU       |
|--------------------|-------------------|-----------|------------|-----------|
| Flat (1)           | 6" x 6"           | 0.16"     | 4          | 200.303   |
|                    | 8" x 8"           |           | 4          | 200.305   |
|                    | 5" x 5"           |           | 4          | 200.332   |
|                    | 6-1/8" x 3-1/8"   |           | 2          | 250.011   |
|                    | 6" x 4"           |           | 2          | 250.013.A |
|                    | 6" x 3-1/8"       |           | 2          | 250.029.A |
|                    | 8-1/2" x 11"      |           | N/A        | 250.330   |
|                    | 17" x 11"         |           | N/A        | 250.360   |
|                    | 17" x 11"         |           | 4          | 250.361   |
|                    | 19-3/8" x 13-3/8" |           | N/A        | 250.370   |
|                    | 19-3/8" x 13-3/8" |           | 4          | 250.371   |
|                    | 10" x 2"          |           | 2          | 260.110   |
|                    | 12" x 2"          |           | 2          | 260.120   |
|                    | 8" x 3"           |           | 2          | 260.130   |
| 10" x 3"           | 2                 | 260.140   |            |           |
| 12" x 3"           | 2                 | 260.150   |            |           |
| 12" x 4"           | 2                 | 260.160   |            |           |
| Flat (2) Portrait  | 11" x 17"         | 0.16"     | 2          | 250.284   |
| Flat (2) Landscape | 17" x 11"         | 0.16"     | 4          | 250.285   |
| Curved (2)         | 6" x 6"           |           | 4          | 210.303.Q |

## Aluminum Non-Adjustable Sign Clamps

- Product** | Sign Clamp
- Unique Features** | Indoor Use Only  
2 Different Finishes  
5 Different Lengths
- Area Of Use** | Retail Shops  
Offices  
Hospitals  
Museums  
Malls
- Additional Details** | Channel  
Non-Adjustable  
Requires (2mm)  
Allen Key



- 2-1/8" (54mm)
- 3-11/16" (94mm)
- 6-1/16" (154mm)
- 10" (254mm)
- 13-15/16" (354mm)

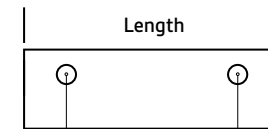
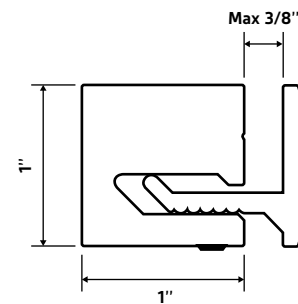


| Length   | Material Thickness Accepted | Aluminum Clear Satin (ST) | Aluminum Chrome Polished (CP) |
|----------|-----------------------------|---------------------------|-------------------------------|
| 3-1/8"   |                             | R100-80-ST                | R100-80-CP                    |
| 4-3/4"   |                             | R100-120-ST               | R100-120-CP                   |
| 7-1/16"  | 1/8" to 5/16"               | R100-180-ST               | R100-180-CP                   |
| 11"      |                             | R100-280-ST               | R100-280-CP                   |
| 14-5/16" |                             | R100-380-ST               | R100-380-CP                   |


Use for drywall: Combination of 2 x screw 2216 and 2 x anchor ANC6 or 2 x ANC6Z  
Use for concrete: Combination of 2 x screw 2216 and 2 x anchor ANC2

## Aluminum Adjustable Sign Clamps

- Product** | Sign Clamp
- Unique Features** | Indoor Use Only  
Optional Adjustments  
2 Different Finishes  
5 Different Lengths
- Area Of Use** | Retail Shops  
Offices  
Hospitals  
Museums  
Malls
- Additional Details** | 2 Part Channel  
Adjustable  
Requires (2mm)  
Allen Key



- 2-1/16" (52.50mm)
- 3-21/32" (92.50mm)
- 6" (152.50mm)
- 9-15/16" (252.50mm)
- 13-7/8" (352.50mm)



| Length   | Material Thickness Accepted | Aluminum Clear Satin (ST) | Aluminum Chrome Polished (CP) |
|----------|-----------------------------|---------------------------|-------------------------------|
| 3-1/8"   |                             | R100A-80-ST               | R100A-80-CP                   |
| 4-3/4"   |                             | R100A-120-ST              | R100A-120-CP                  |
| 7-1/16"  | 1/16" to 3/8"               | R100A-180-ST              | R100A-180-CP                  |
| 11"      |                             | R100A-280-ST              | R100A-280-CP                  |
| 14-5/16" |                             | R100A-380-ST              | R100A-380-CP                  |

Use for drywall: Combination of 2 x screw 2216 and 2 x anchor ANC6 or 2 x ANC6Z  
Use for concrete: Combination of 2 x screw 2216 and 2 x anchor ANC2

## Aluminum LED Sign Clamps

- Product** | Sign Clamp
- Unique Features** | Indoor Use Only  
5 Different Lengths  
3 Color variations + RGB  
120V Transformer Included
- Area Of Use** | Malls  
Retail Shops  
Offices  
Hospitals
- Additional Details** | For better illumination edges of acrylic must be polished. Wires and transformer will need to be hidden inside wall. Requires professional installation



### RGB Color Sign Clamps

- Included:**
- 1 x Sign Clamp
  - 1 x Allen Key
  - 2 x Screw and Anchor
  - 1 x Bluetooth Splitter Hub
  - 1 x Remote Control
  - 1 x 120v Adapter

No subscriptions, hidden fees or credit card required!



### Solid Color Sign Clamps

- Included:**
- 1 x Sign Clamp
  - 1 x Allen Key
  - 2 x Screw and Anchor
  - 1 x Splitter Hub
  - 1 x 120v Adapter




| Size | Standoff | Material Thickness Accepted | Standoff Length | Cable Length | White LED    | Blue LED     | Red LED        | RGB LED       |
|------|----------|-----------------------------|-----------------|--------------|--------------|--------------|----------------|---------------|
| 1"   | 1"       | 1/4" to 5/16"               | 3-1/8"          | 77"          | LWR100A-80A  | LBR100A-80A  | LRR100A-80A    | LRR100A-80RGB |
|      |          |                             | 4-3/4"          | LWR100A-120A | LBR100A-120A | LRR100A-120A | LRR100A-120RGB |               |
|      |          |                             | 7-1/16"         | LWR100A-180A | LBR100A-180A | LRR100A-180A | LRR100A-180RGB |               |
|      |          |                             | 11"             | LWR100A-280A | LBR100A-280A | LRR100A-280A | LRR100A-280RGB |               |
|      |          |                             | 14-15/16"       | LWR100A-380A | LBR100A-380A | LRR100A-380A | LRR100A-380RGB |               |

Use for drywall: screw 2216 and anchor ANC6, ANC6Z. Use for concrete: screw 2216 and anchor ANC2

## Aluminum Rectangular Edge Grip Standoffs

- Product** | Rectangular cap  
Round Barrel
- Unique Features** | Indoor  
6 Different Finishes  
Signage  
Wayfinder  
Display  
Advertising
- Area Of Use** | Retail Shops  
Offices  
Hospitals
- Additional Details** | No holes in material required.  
Requires (2mm) Allen Key




Requires (2mm) Allen Key.  
SKU: ALLENM2

| Rectangle   | Thickness Of Material Accepted | Clear (A)   | Clear Kit (A)   | Shiny (AS)   | Shiny Kit (AS)   | Black (B)   | Black Kit (B)   |
|-------------|--------------------------------|-------------|-----------------|--------------|------------------|-------------|-----------------|
| 3/4" x 1/2" | 1/8" to 5/16"                  | REG050-038A | REG050-038A-KIT | REG050-038AS | REG050-038AS-KIT | REG050-038B | REG050-038B-KIT |

| Rectangle   | Thickness Of Material Accepted | Gold (G)    | Gold Kit (G)    | Bronze (AB)  | Bronze Kit (AB)  | Titanium (T) | Titanium Kit (T) |
|-------------|--------------------------------|-------------|-----------------|--------------|------------------|--------------|------------------|
| 3/4" x 1/2" | 1/8" to 5/16"                  | REG050-038G | REG050-038G-KIT | REG050-038AB | REG050-038AB-KIT | REG050-038T  | REG050-038T-KIT  |

Use for drywall: Screw 2208 anchor ANC5, ANC5Z. Use for concrete: Screw 2208 and anchor ANC1





## Adjustable Edge Grip Standoffs

- Product** | Edge Grip
- Unique Features** | Indoor  
6 Different Finishes  
7 Different Diameters  
Signage  
Wayfinder  
Display  
Advertising
- Area Of Use** | Retail Shops  
Offices  
Hospitals
- Additional Details** | No holes in material required.



## Adjustable Edge Grip Standoffs

| Diameter | Length | Material Thickness Accepted | Aluminum Clear (A) | Aluminum Shiny (AS) | Aluminum Black (B) | Aluminum Gold (G) | Stainless Steel Brushed (S) | Stainless Steel Polished (P) |
|----------|--------|-----------------------------|--------------------|---------------------|--------------------|-------------------|-----------------------------|------------------------------|
| 1/2"     | 1/2"   | 0 to 1/4"                   | EG050-050A         | EG050-050AS         | EG050-050B         | EG050-050G        | EG050-050S                  | EG050-050P                   |
|          | 3/4"   | 0 to 3/8"                   | EG050-075A         | EG050-075AS         | EG050-075B         | EG050-075G        | EG050-075S                  | EG050-075P                   |
|          | 1"     | 0 to 3/8"                   | EG050-100A         | EG050-100AS         | EG050-100B         | EG050-100G        | EG050-100S                  | EG050-100P                   |
|          | 1-1/2" | 0 to 3/8"                   | EG050-150A         | EG050-150AS         | EG050-150B         | EG050-150G        | EG050-150S                  | EG050-150P                   |
| 5/8"     | 2"     | 0 to 3/8"                   | EG050-200A         | EG050-200AS         | EG050-200B         | EG050-200G        | EG050-200S                  | EG050-200P                   |
|          | 1/2"   | 0 to 1/4"                   | EG058-050A         | EG058-050AS         | EG058-050B         | EG058-050G        | EG058-050S                  | EG058-050P                   |
|          | 3/4"   | 0 to 3/8"                   | EG058-075A         | EG058-075AS         | EG058-075B         | EG058-075G        | EG058-075S                  | EG058-075P                   |
|          | 1"     | 0 to 3/8"                   | EG058-100A         | EG058-100AS         | EG058-100B         | EG058-100G        | EG058-100S                  | EG058-100P                   |
| 3/4"     | 1-1/2" | 0 to 3/8"                   | EG058-150A         | EG058-150AS         | EG058-150B         | EG058-150G        | EG058-150S                  | EG058-150P                   |
|          | 2"     | 0 to 3/8"                   | EG058-200A         | EG058-200AS         | EG058-200B         | EG058-200G        | EG058-200S                  | EG058-200P                   |
|          | 1/2"   | 0 to 1/4"                   | EG075-050A         | EG075-050AS         | EG075-050B         | EG075-050G        | EG075-050S                  | EG075-050P                   |
|          | 3/4"   | 0 to 3/8"                   | EG075-075A         | EG075-075AS         | EG075-075B         | EG075-075G        | EG075-075S                  | EG075-075P                   |
| 7/8"     | 1"     | 0 to 1/2"                   | EG075-100A         | EG075-100AS         | EG075-100B         | EG075-100G        | EG075-100S                  | EG075-100P                   |
|          | 1-1/2" | 0 to 1/2"                   | EG075-150A         | EG075-150AS         | EG075-150B         | EG075-150G        | EG075-150S                  | EG075-150P                   |
|          | 2"     | 0 to 1/2"                   | EG075-200A         | EG075-200AS         | EG075-200B         | EG075-200G        | EG075-200S                  | EG075-200P                   |
|          | 1/2"   | 0 to 1/4"                   | EG087-050A         | EG087-050AS         | EG087-050B         | EG087-050G        | EG087-050S                  | EG087-050P                   |
| 1"       | 3/4"   | 0 to 3/8"                   | EG087-075A         | EG087-075AS         | EG087-075B         | EG087-075G        | EG087-075S                  | EG087-075P                   |
|          | 1"     | 0 to 1/2"                   | EG087-100A         | EG087-100AS         | EG087-100B         | EG087-100G        | EG087-100S                  | EG087-100P                   |
|          | 1-1/2" | 0 to 1/2"                   | EG087-150A         | EG087-150AS         | EG087-150B         | EG087-150G        | EG087-150S                  | EG087-150P                   |
|          | 2"     | 0 to 1/2"                   | EG087-200A         | EG087-200AS         | EG087-200B         | EG087-200G        | EG087-200S                  | EG087-200P                   |
| 1-1/4"   | 1/2"   | 0 to 1/4"                   | EG100-050A         | EG100-050AS         | EG100-050B         | EG100-050G        | EG100-050S                  | EG100-050P                   |
|          | 3/4"   | 0 to 3/8"                   | EG100-075A         | EG100-075AS         | EG100-075B         | EG100-075G        | EG100-075S                  | EG100-075P                   |
|          | 1"     | 0 to 1/2"                   | EG100-100A         | EG100-100AS         | EG100-100B         | EG100-100G        | EG100-100S                  | EG100-100P                   |
|          | 1-1/2" | 0 to 1/2"                   | EG100-150A         | EG100-150AS         | EG100-150B         | EG100-150G        | EG100-150S                  | EG100-150P                   |
| 1-1/2"   | 2"     | 0 to 1/2"                   | EG100-200A         | EG100-200AS         | EG100-200B         | EG100-200G        | EG100-200S                  | EG100-200P                   |
|          | 1/2"   | 0 to 1/4"                   | EG125-050A         | EG125-050AS         | EG125-050B         | EG125-050G        | EG125-050S                  | EG125-050P                   |
|          | 3/4"   | 0 to 3/8"                   | EG125-075A         | EG125-075AS         | EG125-075B         | EG125-075G        | EG125-075S                  | EG125-075P                   |
|          | 1"     | 0 to 1/2"                   | EG125-100A         | EG125-100AS         | EG125-100B         | EG125-100G        | EG125-100S                  | EG125-100P                   |
| 1-1/4"   | 1-1/2" | 0 to 1/2"                   | EG125-150A         | EG125-150AS         | EG125-150B         | EG125-150G        | EG125-150S                  | EG125-150P                   |
|          | 2"     | 0 to 1/2"                   | EG125-200A         | EG125-200AS         | EG125-200B         | EG125-200G        | EG125-200S                  | EG125-200P                   |
|          | 1/2"   | 0 to 1/4"                   | EG150-050A         | EG150-050AS         | EG150-050B         | EG150-050G        | EG150-050S                  | EG150-050P                   |
|          | 3/4"   | 0 to 3/8"                   | EG150-075A         | EG150-075AS         | EG150-075B         | EG150-075G        | EG150-075S                  | EG150-075P                   |
| 1-1/2"   | 1"     | 0 to 1/2"                   | EG150-100A         | EG150-100AS         | EG150-100B         | EG150-100G        | EG150-100S                  | EG150-100P                   |
|          | 1-1/2" | 0 to 1/2"                   | EG150-150A         | EG150-150AS         | EG150-150B         | EG150-150G        | EG150-150S                  | EG150-150P                   |
|          | 2"     | 0 to 1/2"                   | EG150-200A         | EG150-200AS         | EG150-200B         | EG150-200G        | EG150-200S                  | EG150-200P                   |

For 1/2" and 5/8" Diameter: Use for drywall: screw 2208 anchor ANC5, ANC5Z. Use for concrete: anchor 2208 and anchor: ANC1  
For 3/4" to 1-1/2" Diameter: Use for drywall: screw 2216 anchor ANC6, ANC6Z. Use for concrete: screw 2216 and anchor ANC2

## Non-Adjustable Edge Grip Standoffs

- Product** | Edge Grip Standoff
- Unique Features** | Indoor Use Only  
Non adjustable
- Area Of Use** | Signage  
Wayfinder  
Display  
Advertising
- Additional Details** | Design for flat material signs



Single Channel




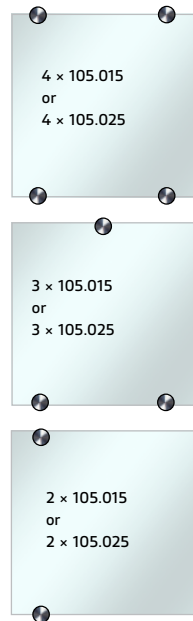


Single Channel



Double Channel

**!** Requires (2mm) Allen Key.  
SKU: ALLENM2

### Configuration Examples



## Non-Adjustable Edge Grip Standoffs

### 7 Finishes

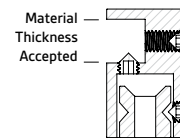
| Diameter | Length | Material Thickness Accepted | Type           | Aluminum Clear (A) | Aluminum Shiny (AS) | Aluminum Black (B) | Aluminum Gold (G) | Aluminum Bronze (AB) | Aluminum Titanium (T) | Stainless Steel Brushed (SS) |
|----------|--------|-----------------------------|----------------|--------------------|---------------------|--------------------|-------------------|----------------------|-----------------------|------------------------------|
| 9/16"    | 9/16"  | 5/16"                       | Single Channel | 105.015A           | 105.015AS           | 105.015B           | 105.015G          | 105.015AB            | 105.015T              | 105.015                      |
| 1"       | 9/16"  | 5/16"                       | Single Channel | 105.025A           | 105.025AS           | 105.025B           | 105.025G          | 105.025AB            | 105.025T              | 105.025                      |
|          | 9/16"  | 5/16"                       | Double Channel | 105.026A           | 105.026AS           | 105.026B           | 105.026G          | 105.026AB            | 105.026T              | 105.026                      |

For 9/16" Diameter: Use for drywall: screw 2208 anchor ANC5, ANC5Z. Use for concrete: anchor 2208 and anchor ANC1  
For 1" Diameter: Use for drywall: screw 2216 anchor ANC6, ANC6Z. Use for concrete: screw 2216 and anchor ANC2

### Single Channel



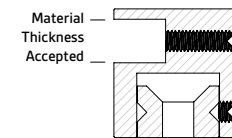
SKU: 105.015



### Single Channel



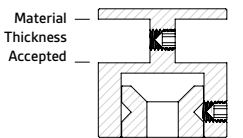
SKU: 105.025



### Double Channel



SKU: 105.026



### Edge Grip Kits

- Non adjustable
- Easy access to set screw to lock into place
- Hardware included
- Sold without acrylic



| Diameter | Length | Material Thickness Accepted | Aluminum Clear (A) | Aluminum Black (B) | Insert Size  | Frame Size     | Aluminum Clear (A) | Aluminum Black (B) |
|----------|--------|-----------------------------|--------------------|--------------------|--------------|----------------|--------------------|--------------------|
| 3/4"     | 7/8"   | 5/16"                       | ASA1922A           | ASA1922B           | 8-1/2" x 11" | 9.69" x 11.12" | ASA1922A-K         | ASA1922B-K         |

Use for drywall: screw 2208 anchor ANC5, ANC5Z.  
Use for concrete: anchor 2208 and anchor ANC1

Use for drywall: screw 2208 anchor ANC5, ANC5Z.  
Use for concrete: anchor 2208 and anchor ANC1



## Stainless Steel Glass Standoffs

- Product** Glass Standoffs & Caps
- Unique Features** Indoor & Outdoor  
3 Different Finishes
- Area Of Use** Homes  
Offices  
Malls  
Hotels  
Yacht
- Additional Details** Beautiful look for any home, business, or professional setting

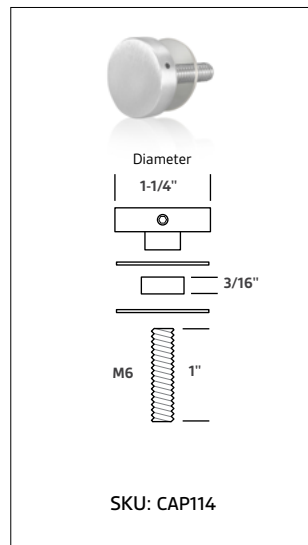
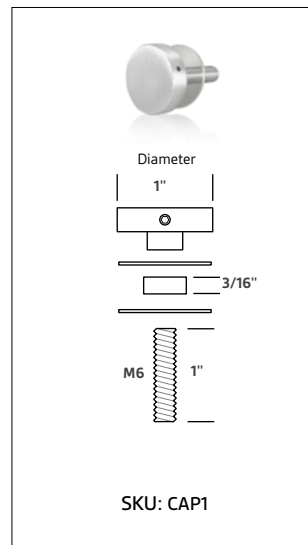


Stainless Steel Brushed Glass Standoffs  
SKU: R50B20SS

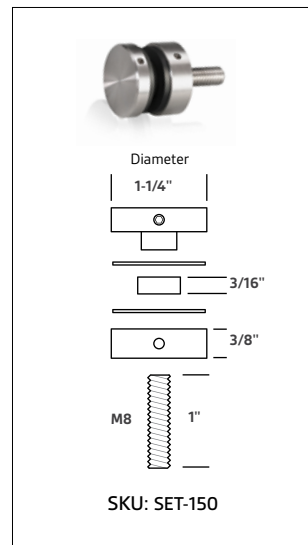


Stainless Steel Polished Glass Standoffs  
SKU: R50B20SP

### Caps Only



### Caps and Barrel Set



SKU: SF-50MB



SKU: SO-NB48X30  
Available upon request.

## Stainless Steel Glass Standoffs

### For Heavy Duty Glass

| Diameter | Material Thickness Accepted | Length | Grade | Matte Black (MB)  | Satin Brushed (SS) | Polished (SP)     |
|----------|-----------------------------|--------|-------|-------------------|--------------------|-------------------|
| 1-1/2"   | 3/8" to 13/16"              | 5/8"   | 304   | AGSB150-058-304MB | AGSB150-058-304SS  | AGSB150-058-304SP |
|          |                             |        | 316   | AGSB150-058-316MB | AGSB150-058-316SS  | AGSB150-058-316SP |



### For Strong Glass

| Diameter | Material Thickness Accepted | Length | Grade | Matte Black (MB)   | Satin Brushed (SS) | Polished (SP)      |
|----------|-----------------------------|--------|-------|--------------------|--------------------|--------------------|
| 1-1/2"   | 3/8" to 13/16"              | 1"     | 304   | AGSB150-100-304MB  | AGSB150-100-304SS  | AGSB150-100-304SP  |
|          |                             |        | 316   | AGSB150-100-316MB  | AGSB150-100-316SS  | AGSB150-100-316SP  |
|          |                             |        | 316L  | AGSB150-100-316LMB | AGSB150-100-316LSS | AGSB150-100-316LSP |



### For Strong Glass

| Diameter | Material Thickness Accepted | Length | Grade | Matte Black (MB)   | Satin Brushed (SS) | Polished (SP)      |
|----------|-----------------------------|--------|-------|--------------------|--------------------|--------------------|
| 2"       | 3/8" to 13/16"              | 2"     | 304   | AGSB200-150-304MB  | AGSB200-150-304SS  | AGSB200-150-304SP  |
|          |                             |        | 316   | AGSB200-150-316MB  | AGSB200-150-316SS  | AGSB200-150-316SP  |
|          |                             |        | 316L  | AGSB200-150-316LMB | AGSB200-150-316LSS | AGSB200-150-316LSP |



### Tools



Adjustable Spanner Wrench  
SKU: SW30



Replaceable 2.30mm Pin (Set of 2)  
SKU: SW30-23



Replaceable 2.90mm Pin (Set of 2)  
SKU: SW30-29



## Aluminum Mall Front Clamps

### Cylinder Clamps

| Diameter | Thickness Material Accepted | NEW                |                     |                           |                   |                         |
|----------|-----------------------------|--------------------|---------------------|---------------------------|-------------------|-------------------------|
|          |                             | Aluminum Clear (A) | Aluminum Shiny (AS) | Aluminum Matte Black (MB) | Aluminum Gold (G) | Aluminum Champagne (BR) |
| 3/4"     | 1/4" to 1/2"                | MFC075A            | MFC075AS            | MFC075MB                  | MFC075G           | MFC075BR                |
| 7/8"     |                             | MFC087A            | MFC087AS            | MFC087MB                  | MFC087G           | MFC087BR                |
| 1"       |                             | MFC100A            | MFC100AS            | MFC100MB                  | MFC100G           | MFC100BR                |
| 1-1/4"   |                             | MFC125A            | MFC125AS            | MFC125MB                  | MFC125G           | MFC125BR                |
| 1-1/2"   |                             | MFC150A            | MFC150AS            | MFC150MB                  | MFC150G           | MFC150BR                |
| 2"       |                             | MFC200A            | MFC200AS            | MFC200MB                  | MFC200G           | MFC200BR                |

### Tamper Proof Cylinder Clamps

| Diameter | Thickness Material Accepted | NEW                |                     |                           |                   |                         |
|----------|-----------------------------|--------------------|---------------------|---------------------------|-------------------|-------------------------|
|          |                             | Aluminum Clear (A) | Aluminum Shiny (AS) | Aluminum Matte Black (MB) | Aluminum Gold (G) | Aluminum Champagne (BR) |
| 2"       | 1/4" to 1/2"                | M200A              | M200AS              | M200MB                    | M200G             | M200BR                  |

### Tamper Proof Beveled Clamps

| Diameter | Thickness Material Accepted | NEW                |                     |                           |                   |                         |
|----------|-----------------------------|--------------------|---------------------|---------------------------|-------------------|-------------------------|
|          |                             | Aluminum Clear (A) | Aluminum Shiny (AS) | Aluminum Matte Black (MB) | Aluminum Gold (G) | Aluminum Champagne (BR) |
| 1-1/2"   | 1/4" to 1/2"                | MC150A             | MC150AS             | MC150MB                   | MC150G            | MC150BR                 |

### Square Clamps

| Diameter | Thickness Material Accepted | NEW                |                     |                           |                   |                         |
|----------|-----------------------------|--------------------|---------------------|---------------------------|-------------------|-------------------------|
|          |                             | Aluminum Clear (A) | Aluminum Shiny (AS) | Aluminum Matte Black (MB) | Aluminum Gold (G) | Aluminum Champagne (BR) |
| 1-1/2"   | 1/4" to 1/2"                | MSC2-150A          | MSC2-150AS          | MSC2-150MB                | MSC2-150G         | MSC2-150BR              |
| 2"       |                             | MSC2-200A          | MSC2-200AS          | MSC2-200MB                | MSC2-200G         | MSC2-200BR              |

## Stainless Steel Mall Front Clamps































| Diameter | Thickness Material Accepted | NEW                                  |  |                                   |                                      |  |                                   |
|----------|-----------------------------|--------------------------------------|--|-----------------------------------|--------------------------------------|--|-----------------------------------|
|          |                             | Stainless Steel Matte Black 304 (MB) | Stainless Steel Satin Brushed 304 (SS) | Stainless Steel Polished 304 (SP) | Stainless Steel Matte Black 316 (MB) | Stainless Steel Satin Brushed 316 (SS) | Stainless Steel Polished 316 (SP) |
| 3/4"     | 1/4" to 1/2"                | MFC075SS304MB                        | MFC075SS304S                           | MFC075SS304P                      | MFC075SS316MB                        | MFC075SS316S                           | MFC075SS316P                      |
| 7/8"     |                             | MFC087SS304MB                        | MFC087SS304S                           | MFC087SS304P                      | MFC087SS316MB                        | MFC087SS316S                           | MFC087SS316P                      |
| 1"       |                             | MFC100SS304MB                        | MFC100SS304S                           | MFC100SS304P                      | MFC100SS316MB                        | MFC100SS316S                           | MFC100SS316P                      |
| 1-1/4"   |                             | MFC125SS304MB                        | MFC125SS304S                           | MFC125SS304P                      | MFC125SS316MB                        | MFC125SS316S                           | MFC125SS316P                      |
| 1-1/2"   |                             | MFC150SS304MB                        | MFC150SS304S                           | MFC150SS304P                      | MFC150SS316MB                        | MFC150SS316S                           | MFC150SS316P                      |
| 2"       |                             | MFC200SS304MB                        | MFC200SS304S                           | MFC200SS304P                      | MFC200SS316MB                        | MFC200SS316S                           | MFC200SS316P                      |

| Diameter | Thickness Material Accepted | NEW                                  |  |                                   |                                      |  |                                   |
|----------|-----------------------------|--------------------------------------|--|-----------------------------------|--------------------------------------|--|-----------------------------------|
|          |                             | Stainless Steel Matte Black 304 (MB) | Stainless Steel Satin Brushed 304 (SS) | Stainless Steel Polished 304 (SP) | Stainless Steel Matte Black 316 (MB) | Stainless Steel Satin Brushed 316 (SS) | Stainless Steel Polished 316 (SP) |
| 2"       | 1/4" to 1/2"                | M200SS304MB                          | M200SS304S                             | M200SS304P                        | M200SS316MB                          | M200SS316S                             | M200SS316P                        |

| Diameter | Thickness Material Accepted | NEW                                  |  |                                   |                                      |  |                                   |
|----------|-----------------------------|--------------------------------------|--|-----------------------------------|--------------------------------------|--|-----------------------------------|
|          |                             | Stainless Steel Matte Black 304 (MB) | Stainless Steel Satin Brushed 304 (SS) | Stainless Steel Polished 304 (SP) | Stainless Steel Matte Black 316 (MB) | Stainless Steel Satin Brushed 316 (SS) | Stainless Steel Polished 316 (SP) |
| 1-1/2"   | 1/4" to 1/2"                | MC150SS304MB                         | MC150SS304S                            | MC150SS304P                       | MC150SS316MB                         | MC150SS316S                            | MC150SS316P                       |






















| Diameter | Thickness Material Accepted | NEW                                  |                                       |                                  |  |  |                                   |
|----------|-----------------------------|--------------------------------------|---------------------------------------|----------------------------------|--|--|-----------------------------------|
|          |                             | Stainless Steel Matte Black 304 (MB) | Stainless Steel Satin Brushed 304 (S) | Stainless Steel Polished 304 (P) | Stainless Steel Satin Brushed 316 (MB) | Stainless Steel Satin Brushed 316 (SS) | Stainless Steel Polished 316 (SP) |
| 1-1/2"   | 1/4" to 1/2"                | MSC2-150SS304MB                      | MSC2-150SS304S                        | MSC2-150SS304P                   | MSC2-150SS316MB                        | MSC2-150SS316S                         | MSC2-150SS316P                    |
| 2"       |                             | MSC2-200SS304MB                      | MSC2-200SS304S                        | MSC2-200SS304P                   | MSC2-200SS316MB                        | MSC2-200SS316S                         | MSC2-200SS316P                    |

## Hardware for Standoffs

|  | Description                                       | Diameter | Length          | SKU    |
|--|---|----------|-----------------|--------|
|         | Stainless Steel Phillips Flat Head Screw          | #6       | 3/4"            | 2206   |
|         | Stainless Steel Phillips Flat Head Screw          | #6       | 1-1/2"          | 2208   |
|         | Zinc Phillips Flat Head Screw                     | #6       | 1-1/2"          | 2208Z  |
|         | Phillips Flat Head Coarse Drywall Screw           | #6       | 1-1/2"          | 118732 |
|         | Phillips Stainless Flat Head                      | #6       | 2"              | 2209   |
|    | Concrete/Drywall Plastic Anchor; Drill Size 1/4"  | #6       | N/A             | ANC1   |
|         | Low Cost Drywall Nylon Anchor                     | #6       | 1-1/4"          | SA5P   |
|         | Drywall Nylon Anchor                              | #6       | N/A             | ANC5   |
|         | Drywall Zinc Anchor                               | #6       | N/A             | ANC5Z  |
|         | Stainless Steel Phillips Flat Head Screw          | #8       | 3/4"            | 2214   |
|         | Stainless Steel Phillips Flat Head Screw          | #8       | 1-1/2"          | 2216   |
|         | Zinc Phillips Flat Head Screw                     | #8       | 1-1/2"          | 2216Z  |
|         | Phillips Flat Head Coarse Drywall Screw           | #8       | 1-1/2"          | 262156 |
|         | Stainless Steel Phillips Flat Head Screw          | #8       | 2"              | 2217   |
|   | Concrete/Drywall Plastic Anchor; Drill Size 1/4"  | #8       | N/A             | ANC2   |
|       | Low Cost Drywall Nylon Anchor                     | #8       | 1-5/8"          | LA6P   |
|       | Drywall Nylon Anchor                              | #8       | N/A             | ANC6   |
|       | Drywall Zinc Anchor                               | #8       | 1-1/2"          | SA6Z   |
|       | Drywall Zinc Anchor                               | #8       | 1"              | LA6Z   |
|       | Drywall Zinc Anchor                               | #8       | N/A             | ANC6Z  |
|       | Phillips Flat Head Screw                          | #10      | 1-1/4"          | 2225   |
|  | Concrete/Drywall Plastic Anchor; Drill Size 5/16" | #10      | N/A             | ANC3   |
|       | Phillips Flat Head Screw                          | #12      | 1-1/4"          | 2234   |
|  | Concrete/Drywall Plastic Anchor; Drill Size 3/8"  | #12      | N/A             | ANC4   |
|       | Drywall Nylon Toggle Wings                        | #8       | Pre-Drill 9/16" | TBW9   |
|       | Nylon Toggle Tool Key                             | N/A      | N/A             | TBW9K  |
|       | Drywall Spring Toggle Wings                       | #6       | N/A             | TBW6   |
|       | Phillips Flat Head Screw                          | #6       | 2-1/2"          | 2200Z  |
|       | Drywall Spring Toggle Wings                       | #8       | N/A             | TBW8   |
|       | Phillips Flat Head Screw. Phillips Zinc Screw     | #8       | 2-1/2"          | 2300Z  |
|       | Phillips Stainless Steel Truss Head Screws        | #6       | 3/4"            | PT6075 |
|  |   | #6       | 1-1/2"          | PT6150 |
|  |   | #8       | 3/4"            | PT8075 |
|  |   | #8       | 1-1/2"          | PT8150 |

\* Screw and anchor for stronger resistance (select products only)

## Installation Tools for Standoffs

|  | Description  | SKU        |
|--|--|------------|
|   | 68 Piece Tool Set  | SETBIT     |
|  | Screw Driver for Hex 1/4" Bit with Ergonomic Rubber Handle | 61300      |
|   | Mini Stubby Handle for Hex 1/4" Bit                        | 61200      |
|                     | 1/4" Magnetic Bit Holder                                   | MBH1/4     |
|    | Phillips Head Insert Bit #1x3"                             | PH1-3      |
|    | Phillips Head Insert Bit #2x2"                             | PH2-2      |
|    | Phillips Head Insert Bit #2x3"                             | PH2-3      |
|    | Hex Tamper Proof: 1.5mmx3-1/8"                             | 611015     |
|    | Hex Tamper Proof: 2mmx3-1/8"                               | 611020     |
|   | Hex Tamper Proof: 2.5mmx3-1/8"                             | 611025     |
|    | Hex Tamper Proof: 3mmx3-1/8"                               | 611030     |
|    | Torx Tamper Proof: T10 Bitx3-1/8"                          | 101000     |
|    | Torx Tamper Proof: T15 Bitx3-1/8"                          | 101010     |
|    | Torx Tamper Proof: T20 Bitx3-1/8"                          | 101020     |
|   | Hex Tamper Proof: Stubby Handle 1.5mm                      | STUBBY15   |
|   | Hex Tamper Proof: Stubby Handle 2.0mm                      | STUBBY2    |
|   | Hex Tamper Proof: Stubby Handle 2.5mm                      | STUBBY25   |
|   | Hex Tamper Proof: Stubby Handle 3.0mm                      | STUBBY3    |
|   | Hex Tamper Proof: Stubby Handle                            | STUBBYSET  |
|   | Allen Wrench   | ALLENM4    |
|   | 1.5 Millimeter Allen Wrench, Short Arm                     | ALLENM15   |
|   | 2.0 Millimeter Allen Wrench, Short Arm                     | ALLENM2    |
|            | 1/8" Allen Wrench, Short Arm                               | ALLENK1/8  |
|            | 3/16" Allen Wrench, Short Arm                              | ALLENK3/16 |
|            | 3/32" Allen Wrench, Short Arm                              | ALLENK3/32 |
|            | 5/32" Allen Wrench, Short Arm                              | ALLENK5/32 |
|            | 7/32" Allen Wrench, Short Arm                              | ALLENK7/32 |
|   | 1.5 Millimeter Allen Wrench, Ball End, Long Arm            | ALLENM15L  |
|   | 2.5 Millimeter Allen Wrench, Short Arm, Long Arm           | ALLENM25   |
|   | 2.5 Millimeter Allen Wrench, Ball End, Long Arm            | ALLENM25L  |
|   | 2.0 Millimeter Allen Wrench, Ball End, Long Arm            | ALLENM2L   |
|   | 3.0 Millimeter Allen Wrench, Short Arm                     | ALLENM3    |
|   | 4.0 Millimeter Allen Wrench, Short Arm                     | ALLENM4    |
|   | 4.0 Millimeter Allen Wrench, Ball End, Long Arm            | ALLENM4L   |
|   | 5.0 Millimeter Allen Wrench, Short Arm                     | ALLENM5    |
|   | Standoff Sample Display                                    | DISPLAY-1  |
|                      | 1/4" Cobalt Drill Bit                                      | DB14       |
|                      | 5/32" Cobalt Drill Bit                                     | DB532      |
|                      | 7/32" Cobalt Drill Bit                                     | DB732      |



(68 Pieces)  
Universal Installation Tool Set  
Dedicated For Signage  
SKU: SETBIT




Screw Driver for Hex 1/4" Bit with Ergonomic rubber handle  
SKU: 61300



Stubby Driver Set for Standoffs and Cable Systems and signage  
SKU: STUBBYSET

Acrylic Sample Display  
SKU: DISPLAY-1





## Standoff Caps & Barrel Systems

|   |   |           |   |  |            |
|---|---|-----------|---|--|------------|
|    | <b>Caps &amp; Barrels</b>               | <b>80</b> |    | <b>Aluminum Hub for Customizable Standoffs</b> | <b>97</b>  |
|    | <b>Flat Caps</b>                        | <b>82</b> |    | <b>Set Screw Studs</b>                         | <b>98</b>  |
|    | <b>Tamper Proof Caps</b>                | <b>82</b> |    | <b>Plastic Tubing</b>                          | <b>99</b>  |
|    | <b>Rounds Caps</b>                      | <b>82</b> |    | <b>Hardware for Customizable Standoffs</b>     | <b>100</b> |
|  | <b>Hex-Caps</b>                         | <b>84</b> |  | <b>Machine Screws Flat / Pan Head</b>          | <b>101</b> |
|  | <b>Multi-Mount Hardware</b>             | <b>85</b> |  | <b>Tools for Customizable Standoffs</b>        | <b>102</b> |
|  | <b>Barrels</b>                          | <b>86</b> |   |  |            |
|  | <b>Aluminum Square Caps and Barrels</b> | <b>96</b> |   |  |            |

# Caps and Barrels



# CAPS & BARRELS

Affordable! Indoor and Outdoor Signage

**Long Lasting**  
Indoor & Outdoor


**Robust**  
Solid Material

**Aesthetic**  
Elegant Finishes

17 Different Finishes



# Caps and Barrels




Aluminum Clear (A)



Aluminum Shiny (AS\*)



Aluminum Black (B)




Aluminum Bronze (AB)




Aluminum Gold (G)




Aluminum Champagne (BR\*)




Aluminum Blue (BL\*)




Aluminum Copper (CP\*)



Aluminum Green (GN\*)



Aluminum Dark Green (DGN\*)




Aluminum Titanium (T\*)




Aluminum Pink (RP\*)



Aluminum Purple (PL\*)



Aluminum Red (RD\*)



Aluminum Tan (TAN\*)



Stainless Steel Brushed (SS)




Stainless Steel Polished (SP)




Aluminum Clear (A)



Aluminum Shiny (AS\*)



Aluminum Black (B)




Aluminum Bronze (AB)




Aluminum Gold (G)




Aluminum Champagne (BR\*)




Aluminum Blue (BL\*)




Aluminum Copper (CP\*)



Aluminum Green (GN\*)



Aluminum Dark Green (DGN\*)



Aluminum Titanium (T\*)




Aluminum Pink (RP\*)



Aluminum Purple (PL\*)



Aluminum Red (RD\*)



Aluminum Tan (TAN\*)



Stainless Steel Brushed (SS)



Stainless Steel Polished (SP)

(\*) Available upon request minimum order quantity 100



### Flat Caps

| Diameter | Cap Height | Type | Thread  | Aluminum Clear (A) | Aluminum Shiny (AS) | Aluminum Black (B) | Aluminum Bronze (AB) | Aluminum Gold (G) | Aluminum Champagne (BR) | Aluminum Blue (BL) |
|----------|------------|------|---------|--------------------|---------------------|--------------------|----------------------|-------------------|-------------------------|--------------------|
| 1/4"     | 5/32"      | Flat | #6-32   | CAP025A            | CAP025AS*           | CAP025B            | CAP025AB*            | CAP025G           | CAP025BR                | CAP025BL*          |
| 3/8"     | 1/4"       | Flat | #10-24  | CAP038A            | CAP038AS*           | CAP038B            | CAP038AB*            | CAP038G           | CAP038BR*               | CAP038BL*          |
| 1/2"     | 1/4"       | Flat | #10-24  | CAP050A            | CAP050AS*           | CAP050B            | CAP050AB*            | CAP050G           | CAP050BR*               | CAP050BL*          |
| 5/8"     | 5/16"      | Flat | #10-24  | CAP0581024A        | CAP0581024AS*       | CAP0581024B        | CAP0581024AB*        | CAP0581024G*      | CAP0581024BR*           | CAP0581024BL*      |
|          | 1/4"       | Flat | 1/4-20  | CAP058025A         | CAP058025AS*        | CAP058025B         | CAP058025AB*         | CAP058025G        | CAP058025BR*            | CAP058025BL*       |
| 3/4"     | 5/16"      | Flat | 5/16-18 | CAP058A            | CAP058AS*           | CAP058B            | CAP058AB*            | CAP058G           | CAP058BR*               | CAP058BL*          |
|          | 3/8"       | Flat | #10-24  | CAP0751024A        | CAP0751024AS*       | CAP0751024B        | CAP0751024AB*        | CAP0751024G*      | CAP0751024BR*           | CAP0751024BL*      |
| 7/8"     | 1/4"       | Flat | 1/4-20  | CAP075025A         | CAP075025AS*        | CAP075025B         | CAP075025AB*         | CAP075025G        | CAP075025BR*            | CAP075025BL*       |
|          | 3/8"       | Flat | 5/16-18 | CAP075A            | CAP075AS*           | CAP075B            | CAP075AB*            | CAP075G           | CAP075BR*               | CAP075BL*          |
| 1"       | 1/4"       | Flat | #10-24  | CAP1001024A        | CAP1001024AS*       | CAP1001024B        | CAP1001024AB*        | CAP1001024G*      | CAP1001024BR*           | CAP1001024BL*      |
|          | 1/4"       | Flat | 1/4-20  | CAP100025A         | CAP100025AS*        | CAP100025B         | CAP100025AB*         | CAP100025G*       | CAP100025BR*            | CAP100025BL*       |
|          | 3/8"       | Flat | 5/16-18 | CAP100A            | CAP100AS*           | CAP100B            | CAP100AB*            | CAP100G           | CAP100BR*               | CAP100BL*          |
| 1-1/4"   | 1/2"       | Flat | 5/16-18 | CAP125A            | CAP125AS*           | CAP125B            | CAP125AB*            | CAP125G           | CAP125BR*               | CAP125BL*          |
| 1-1/2"   | 1/2"       | Flat | 5/16-18 | CAP150A            | CAP150AS*           | CAP150B            | CAP150AB*            | CAP150G           | CAP150BR*               | CAP150BL*          |
| 2"       | 1/2"       | Flat | 5/16-18 | CAP200A            | CAP200AS*           | CAP200B            | CAP200AB*            | CAP200G           | CAP200BR*               | CAP200BL*          |

### Tamper Proof Caps

Requires (2mm) Allen Key. SKU: ALLENM2

| Diameter | Cap Height | Type    | Thread  | Aluminum Clear (A) | Aluminum Shiny (AS) | Aluminum Black (B) | Aluminum Bronze (AB) | Aluminum Gold (G) | Aluminum Champagne (BR) | Aluminum Blue (BL) |
|----------|------------|---------|---------|--------------------|---------------------|--------------------|----------------------|-------------------|-------------------------|--------------------|
| 3/8"     | 1/4"       | Locking | #10-24  | CAP038LA           | CAP038LAS*          | CAP038LB           | CAP038LAB*           | CAP038LG          | CAP038LBR*              | CAP038LBL*         |
| 1/2"     | 1/4"       | Locking | #10-24  | CAP050LA           | CAP050LAS*          | CAP050LB           | CAP050LAB*           | CAP050LG*         | CAP050LBR*              | CAP050LBL*         |
| 5/8"     | 5/16"      | Locking | #10-24  | CAP0581024LA       | CAP0581024LAS*      | CAP0581024LB       | CAP0581024LAB*       | CAP0581024LG*     | CAP0581024LBR*          | CAP0581024LBL*     |
|          | 1/4"       | Locking | 1/4-20  | CAP058025LA        | CAP058025LAS*       | CAP058025LB        | CAP058025LAB*        | CAP058025LG       | CAP058025LBR*           | CAP058025LBL*      |
| 3/4"     | 5/16"      | Locking | 5/16-18 | CAP058LA           | CAP058LAS*          | CAP058LB*          | CAP058LAB*           | CAP058LG*         | CAP058LBR*              | CAP058LBL*         |
|          | 3/8"       | Locking | #10-24  | CAP0751024LA       | CAP0751024LAS*      | CAP0751024LB       | CAP0751024LAB*       | CAP0751024LG*     | CAP0751024LBR*          | CAP0751024LBL*     |
| 7/8"     | 1/4"       | Locking | 1/4-20  | CAP075025LA        | CAP075025LAS*       | CAP075025LB        | CAP075025LAB*        | CAP075025LG       | CAP075025LBR*           | CAP075025LBL*      |
|          | 3/8"       | Locking | 5/16-18 | CAP075LA           | CAP075LAS*          | CAP075LB           | CAP075LAB*           | CAP075LG          | CAP075LBR*              | CAP075LBL*         |
| 1"       | 1/4"       | Locking | #10-24  | CAP1001024LA       | CAP1001024LAS*      | CAP1001024LB       | CAP1001024LAB*       | CAP1001024LG*     | CAP1001024LBR*          | CAP1001024LBL*     |
|          | 1/4"       | Locking | 1/4-20  | CAP100025LA        | CAP100025LAS*       | CAP100025LB        | CAP100025LAB*        | CAP100025LG       | CAP100025LBR*           | CAP100025LBL*      |
|          | 5/16"      | Locking | 5/16-18 | CAP100LA           | CAP100LAS*          | CAP100LB           | CAP100LAB*           | CAP100LG          | CAP100LBR*              | CAP100LBL*         |
| 1-1/4"   | 5/16"      | Locking | 5/16-18 | CAP125LA           | CAP125LAS*          | CAP125LB           | CAP125LAB*           | CAP125LG          | CAP125LBR*              | CAP125LBL*         |
| 1-1/2"   | 5/16"      | Locking | 5/16-18 | CAP150LA           | CAP150LAS*          | CAP150LB           | CAP150LAB*           | CAP150LG          | CAP150LBR*              | CAP150LBL*         |
| 2"       | 1/2"       | Locking | 5/16-18 | CAP200LA           | CAP200LAS*          | CAP200LB           | CAP200LAB*           | CAP200LG          | CAP200LBR*              | CAP200LBL*         |

### Round Caps

| Diameter | Cap Height | Type    | Thread  | Aluminum Clear (A) | Aluminum Shiny (AS) | Aluminum Black (B) | Aluminum Bronze (AB) | Aluminum Gold (G) | Aluminum Champagne (BR) | Aluminum Blue (BL) |
|----------|------------|---------|---------|--------------------|---------------------|--------------------|----------------------|-------------------|-------------------------|--------------------|
| 1"       | 1/8"       | Rounded | 5/16-18 | CAP100RA           | CAP100RAS*          | CAP100RB           | CAP100RAB*           | CAP100RG          | CAP100RBR*              | CAP100RBL*         |
| 1-1/4"   | 1/8"       | Rounded | 5/16-18 | CAP125RA           | CAP125RAS*          | CAP125RB           | CAP125RAB*           | CAP125RG          | CAP125RBR*              | CAP125RBL*         |
| 1-1/2"   | 1/8"       | Rounded | 5/16-18 | CAP150RA           | CAP150RAS*          | CAP150RB           | CAP150RAB*           | CAP150RG          | CAP150RBR*              | CAP150RBL*         |

### Flat Caps

(\*) Available upon request minimum order quantity 100


| Diameter | Cap Height | Type | Thread  | Aluminum Copper (CP) | Aluminum Green (GN) | Aluminum Dark Green (DGN) | Aluminum Titanium (T) | Aluminum Pink (RP) | Aluminum Purple (PL) | Aluminum Red (RD) | Aluminum Tan (TAN) | Stainless Steel Brushed (SS) | Stainless Steel Polished (SP) |
|----------|------------|------|---------|----------------------|---------------------|---------------------------|-----------------------|--------------------|----------------------|-------------------|--------------------|------------------------------|-------------------------------|
| 1/4"     | 5/32"      | Flat | #6-32   | CAP025CP*            | CAP025GN*           | CAP025DGN*                | CAP025T*              | CAP025RP*          | CAP025PL*            | CAP025RD*         | CAP025TAN*         | CAP025SS                     | CAP025SP                      |
| 3/8"     | 1/4"       | Flat | #10-24  | CAP038CP*            | CAP038GN*           | CAP038DGN*                | CAP038T*              | CAP038RP*          | CAP038PL*            | CAP038RD*         | CAP038TAN*         | CAP038SS                     | CAP038SP                      |
| 1/2"     | 1/4"       | Flat | #10-24  | CAP050CP*            | CAP050GN*           | CAP050DGN*                | CAP050T*              | CAP050RP*          | CAP050PL*            | CAP050RD*         | CAP050TAN*         | CAP050SS                     | CAP050SP                      |
| 5/8"     | 5/16"      | Flat | #10-24  | CAP0581024CP*        | CAP0581024GN*       | CAP0581024DGN*            | CAP0581024T*          | CAP0581024RP*      | CAP0581024PL*        | CAP0581024RD*     | CAP0581024TAN*     | CAP0581024SS                 | CAP0581024SP                  |
|          | 1/4"       | Flat | 1/4-20  | CAP058025CP*         | CAP058025GN*        | CAP058025DGN*             | CAP058025T*           | CAP058025RP*       | CAP058025PL*         | CAP058025RD*      | CAP058025TAN*      | CAP058025SS                  | CAP058025SP                   |
| 3/4"     | 5/16"      | Flat | 5/16-18 | CAP058CP*            | CAP058GN*           | CAP058DGN*                | CAP058T*              | CAP058RP*          | CAP058PL*            | CAP058RD*         | CAP058TAN*         | CAP058SS                     | CAP058SP                      |
|          | 3/8"       | Flat | #10-24  | CAP0751024CP*        | CAP0751024GN*       | CAP0751024DGN*            | CAP0751024T*          | CAP0751024RP*      | CAP0751024PL*        | CAP0751024RD*     | CAP0751024TAN*     | CAP0751024SS                 | CAP0751024SP                  |
| 7/8"     | 1/4"       | Flat | 1/4-20  | CAP075025CP*         | CAP075025GN*        | CAP075025DGN*             | CAP075025T*           | CAP075025RP*       | CAP075025PL*         | CAP075025RD*      | CAP075025TAN*      | CAP075025SS                  | CAP075025SP                   |
|          | 3/8"       | Flat | 5/16-18 | CAP075CP*            | CAP075GN*           | CAP075DGN*                | CAP075T*              | CAP075RP*          | CAP075PL*            | CAP075RD*         | CAP075TAN*         | CAP075SS                     | CAP075SP                      |
| 1"       | 1/4"       | Flat | #10-24  | CAP1001024CP*        | CAP1001024GN*       | CAP1001024DGN*            | CAP1001024T*          | CAP1001024RP*      | CAP1001024PL*        | CAP1001024RD*     | CAP1001024TAN*     | CAP1001024SS                 | CAP1001024SP                  |
|          | 1/4"       | Flat | 1/4-20  | CAP100025CP*         | CAP100025GN*        | CAP100025DGN*             | CAP100025T*           | CAP100025RP*       | CAP100025PL*         | CAP100025RD*      | CAP100025TAN*      | CAP100025SS                  | CAP100025SP                   |
|          | 3/8"       | Flat | 5/16-18 | CAP100CP*            | CAP100GN*           | CAP100DGN*                | CAP100T*              | CAP100RP*          | CAP100PL*            | CAP100RD*         | CAP100TAN*         | CAP100SS                     | CAP100SP                      |
| 1-1/4"   | 1/2"       | Flat | 5/16-18 | CAP125CP*            | CAP125GN*           | CAP125DGN*                | CAP125T*              | CAP125RP*          | CAP125PL*            | CAP125RD*         | CAP125TAN*         | CAP125SS                     | CAP125SP                      |
| 1-1/2"   | 1/2"       | Flat | 5/16-18 | CAP150CP*            | CAP150GN*           | CAP150DGN*                | CAP150T*              | CAP150RP*          | CAP150PL*            | CAP150RD*         | CAP150TAN*         | CAP150SS                     | CAP150SP                      |
| 2"       | 1/2"       | Flat | 5/16-18 | CAP200CP*            | CAP200GN*           | CAP200DGN*                | CAP200T*              | CAP200RP*          | CAP200PL*            | CAP200RD*         | CAP200TAN*         | CAP200SS                     | CAP200SP                      |

| Diameter | Cap Height | Type    | Thread  | Aluminum Copper (CP) | Aluminum Green (GN) | Aluminum Dark Green (DGN) | Aluminum Titanium (T) | Aluminum Pink (RP) | Aluminum Purple (PL) | Aluminum Red (RD) | Aluminum Tan (TAN) | Stainless Steel Brushed (SS) | Stainless Steel Polished (SP) |
|----------|------------|---------|---------|----------------------|---------------------|---------------------------|-----------------------|--------------------|----------------------|-------------------|--------------------|------------------------------|-------------------------------|
| 3/8"     | 1/4"       | Locking | #10-24  | CAP038LCP*           | CAP038LGN*          | CAP038LDGN*               | CAP038LT*             | CAP038LRP*         | CAP038LPL*           | CAP038LRD*        | CAP038LTAN*        | CAP038LSS*                   | CAP038LSP*                    |
| 1/2"     | 1/4"       | Locking | #10-24  | CAP050LCP*           | CAP050LGN*          | CAP050LDGN*               | CAP050LT*             | CAP050LRP*         | CAP050LPL*           | CAP050LRD*        | CAP050LTAN*        | CAP050LSS                    | CAP050LSP*                    |
| 5/8"     | 5/16"      | Locking | #10-24  | CAP0581024LCP*       | CAP0581024LGN*      | CAP0581024LDGN*           | CAP0581024LT*         | CAP0581024LRP*     | CAP0581024LPL*       | CAP0581024LRD*    | CAP0581024LTAN*    | CAP0581024LSS                | CAP0581024LSP                 |
|          | 1/4"       | Locking | 1/4-20  | CAP058025LCP*        | CAP058025LGN*       | CAP058025LDGN*            | CAP058025LT*          | CAP058025LRP*      | CAP058025LPL*        | CAP058025LRD*     | CAP058025LTAN*     | CAP058025LSS                 | CAP058025LSP*                 |
| 3/4"     | 5/16"      | Locking | 5/16-18 | CAP058LCP*           | CAP058LGN*          | CAP058LDGN*               | CAP058LT*             | CAP058LRP*         | CAP058LPL*           | CAP058LRD*        | CAP058LTAN*        | CAP058LSS                    | CAP058LSP*                    |
|          | 3/8"       | Locking | #10-24  | CAP0751024LCP*       | CAP0751024LGN*      | CAP0751024LDGN*           | CAP0751024LT*         | CAP0751024LRP*     | CAP0751024LPL*       | CAP0751024LRD*    | CAP0751024LTAN*    | CAP0751024LSS                | CAP0751024LSP                 |
| 7/8"     | 1/4"       | Locking | 1/4-20  | CAP075025LCP*        | CAP075025LGN*       | CAP075025LDGN*            | CAP075025LT*          | CAP075025LRP*      | CAP075025LPL*        | CAP075025LRD*     | CAP075025LTAN*     | CAP075025LSS                 | CAP075025LSP                  |
|          | 3/8"       | Locking | 5/16-18 | CAP075LCP*           | CAP075LGN*          | CAP075LDGN*               | CAP075LT*             | CAP075LRP*         | CAP075LPL*           | CAP075LRD*        | CAP075LTAN*        | CAP075LSS                    | CAP075LSP                     |
| 1"       | 1/4"       | Locking | #10-24  | CAP1001024LCP*       | CAP1001024LGN*      | CAP1001024LDGN*           | CAP1001024LT*         | CAP1001024LRP*     | CAP1001024LPL*       | CAP1001024LRD*    | CAP1001024LTAN*    | CAP1001024LSS                | CAP1001024LSP                 |
|          | 1/4"       | Locking | 1/4-20  | CAP100025LCP*        | CAP100025LGN*       | CAP100025LDGN*            | CAP100025LT*          | CAP100025LRP*      | CAP100025LPL*        | CAP100025LRD*     | CAP100025LTAN*     | CAP100025LSS                 | CAP100025LSP                  |
|          | 5/16"      | Locking | 5/16-18 | CAP100LCP*           | CAP100LGN*          | CAP100LDGN*               | CAP100LT*             | CAP100LRP*         | CAP100LPL*           | CAP100LRD*        | CAP100LTAN*        | CAP100LSS                    | CAP100LSP                     |
| 1-1/4"   | 5/16"      | Locking | 5/16-18 | CAP125LCP*           | CAP125LGN*          | CAP125LDGN*               | CAP125LT*             | CAP125LRP*         | CAP125LPL*           | CAP125LRD*        | CAP125LTAN*        | CAP125LSS                    | CAP125LSP                     |
| 1-1/2"   | 5/16"      | Locking | 5/16-18 | CAP150LCP*           | CAP150LGN*          | CAP150LDGN*               | CAP150LT*             | CAP150LRP*         | CAP150LPL*           | CAP150LRD*        | CAP150LTAN*        | CAP150LSS                    | CAP150LSP                     |
| 2"       | 1/2"       | Locking | 5/16-18 | CAP200LCP*           | CAP200LGN*          | CAP200LDGN*               | CAP200LT*             | CAP200LRP*         | CAP200LPL*           | CAP200LRD*        | CAP200LTAN*        | CAP200LSS                    | CAP200LSP*                    |

| Diameter | Cap Height | Type    | Thread  | Aluminum Copper (CP) | Aluminum Green (GN) | Aluminum Dark Green (DGN) | Aluminum Titanium (T) | Aluminum Pink (RP) | Aluminum Purple (PL) | Aluminum Red (RD) | Aluminum Tan (TAN) | Stainless Steel Brushed (SS) | Stainless Steel Polished (SP) |
|----------|------------|---------|---------|----------------------|---------------------|---------------------------|-----------------------|--------------------|----------------------|-------------------|--------------------|------------------------------|-------------------------------|
| 1"       | 1/8"       | Rounded | 5/16-18 | CAP100RCP*           | CAP100RGN*          | CAP100RDGN*               | CAP100RT*             | CAP100RCP*         | CAP100RPL*           | CAP100RRD*        | CAP100RTAN*        | CAP100RSS                    | CAP100RSP                     |
| 1-1/4"   | 1/8"       | Rounded | 5/16-18 | CAP125RCP*           | CAP125RGN*          | CAP125RDGN*               | CAP125RT*             | CAP125RCP*         | CAP125RPL*           | CAP125RRD*        | CAP125RTAN*        | CAP125RSS                    | CAP125RSP                     |
| 1-1/2"   | 1/8"       | Rounded | 5/16-18 | CAP150RCP*           | CAP150RGN*          | CAP150RDGN*               | CAP150RT*             | CAP150RCP*         | CAP150RPL*           | CAP150RRD*        | CAP150RTAN*        | CAP150RSS                    | CAP150RSP                     |

## Hex Caps

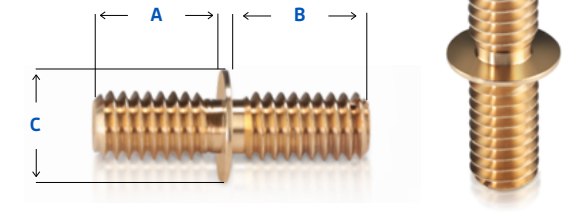


- Product** | Hex Caps
- Unique Features** | Indoor & Outdoor Use  
Easily Change Out Signs  
4 Different Finish  
Elegant Look
- Area Of Use** | Signage  
Display  
Advertising
- Additional Details** | Hexagon Shape



| Size   | Height | Thread  | Clear (A) | Black (B) | Gold (G)  | Champagne (BR) |
|--------|--------|---------|-----------|-----------|-----------|----------------|
| 3/4"   |        |         | CAP075HXA | CAP075HXB | CAP075HXG | CAP075HXBR     |
| 1"     | 3/8"   | 5/16-18 | CAP100HXA | CAP100HXB | CAP100HXG | CAP100HXBR     |
| 1-1/4" |        |         | CAP125HXA | CAP125HXB | CAP125HXG | CAP125HXBR     |

## Multi-Mount Hardware

- Easily change out sign designs
- Use with our customizable line
- Pick the correct barrel
- Pick the correct hardware for the first layer
- Pick the correct hardware for the second layer
- 1/4-20 and 5/16-18 threads available










| Length A | Length B | Diameter C | Material | 1/4-20     | 5/16-18   |
|----------|----------|------------|----------|------------|-----------|
| 1/8"     | 1/8"     |            |          | MMH1420-01 | MMH516-01 |
| 1/8"     | 1/4"     |            |          | MMH1420-02 | MMH516-02 |
| 1/8"     | 5/16"    |            |          | MMH1420-03 | MMH516-03 |
| 1/8"     | 3/8"     |            |          | MMH1420-04 | MMH516-04 |
| 1/8"     | 1/2"     |            |          | MMH1420-05 | MMH516-05 |
| 1/4"     | 1/4"     |            |          | MMH1420-06 | MMH516-06 |
| 1/4"     | 5/16"    | 1/2"       | Brass    | MMH1420-07 | MMH516-07 |
| 1/4"     | 3/8"     |            |          | MMH1420-08 | MMH516-08 |
| 1/4"     | 1/2"     |            |          | MMH1420-09 | MMH516-09 |
| 5/16"    | 5/16"    |            |          | MMH1420-10 | MMH516-10 |
| 5/16"    | 3/8"     |            |          | MMH1420-11 | MMH516-11 |
| 5/16"    | 1/2"     |            |          | MMH1420-12 | MMH516-12 |
| 3/8"     | 3/8"     |            |          | MMH1420-13 | MMH516-13 |
| 3/8"     | 1/2"     |            |          | MMH1420-14 | MMH516-14 |

### Conversion Set Screws

| Technical Information | Thread Size       | Material | Length   | SKU  |
|-----------------------|-------------------|----------|----------|------|
|                       | 5/16-18 to 1/4-20 |          | 9/16"    | CSC4 |
|                       | 5/16-18 to 1/4-20 |          | 7/8"     | CSC1 |
|                       | 5/16-18 to 1/4-20 | Brass    | 1-5/16"  | CSC2 |
|                       | 5/16-18 to 1/4-20 |          | 1-13/16" | CSC3 |
|                       | 5/16-18 to 1/4-20 |          | 3-1/16"  | CSC5 |











Barrels

| Diameter | Barrel Height | Thread | Tapped Length |  |  |  |  |  |  |  |
|----------|---------------|--------|---------------|---|---|---|--|---|---|---|
|          |               |        |               | Aluminum Clear (A)  | Aluminum Shiny (AS)   | Aluminum Black (B)  | Aluminum Gold (G)  | Aluminum Bronze (AB)  | Aluminum Champagne (BR)   | Aluminum Blue (BL)  |
| 1/4"     | 1/4"          | #6-32  | Thru          | S025-025A   | S025-025AS*   | S025-025B   | S025-025G  | S025-025AB*   | S025-025BR*   | S025-025BL*   |
|          | 1/2"          | #6-32  | Thru          | S025-050A   | S025-050AS*   | S025-050B   | S025-050G  | S025-050AB*   | S025-050BR*   | S025-050BL*   |
|          | 3/4"          | #6-32  | Thru          | S025-075A   | S025-075AS*   | S025-075B   | S025-075G  | S025-075AB*   | S025-075BR*   | S025-075BL*   |
|          | 1"            | #6-32  | Thru          | S025-100A   | S025-100AS*   | S025-100B   | S025-100G  | S025-100AB*   | S025-100BR*   | S025-100BL*   |
| 3/8"     | 1/4"          | #10-24 | Thru          | S038-025A   | S038-025AS*   | S038-025B   | S038-025G*   | S038-025AB*   | S038-025BR*   | S038-025BL*   |
|          | 1/2"          | #10-24 | Thru          | S038-050A   | S038-050AS*   | S038-050B   | S038-050G  | S038-050AB*   | S038-050BR*   | S038-050BL*   |
|          | 3/4"          | #10-24 | Thru          | S038-075A   | S038-075AS*   | S038-075B   | S038-075G  | S038-075AB*   | S038-075BR*   | S038-075BL*   |
|          | 1"            | #10-24 | Thru          | S038-100A   | S038-100AS*   | S038-100B   | S038-100G  | S038-100AB*   | S038-100BR*   | S038-100BL*   |
| 1/2"     | 1/4"          | #10-24 | Thru          | S050-025A   | S050-025AS*   | S050-025B*  | S050-025G*   | S050-025AB*   | S050-025BR*   | S050-025BL*   |
|          | 1/2"          | #10-24 | Thru          | S050-050A   | S050-050AS*   | S050-050B   | S050-050G  | S050-050AB*   | S050-050BR*   | S050-050BL*   |
|          | 3/4"          | #10-24 | Thru          | S050-075A   | S050-075AS*   | S050-075B   | S050-075G  | S050-075AB*   | S050-075BR*   | S050-075BL*   |
|          | 1"            | #10-24 | Thru          | S050-100A   | S050-100AS*   | S050-100B   | S050-100G  | S050-100AB*   | S050-100BR*   | S050-100BL*   |
|          | 1-1/2"        | #10-24 | Thru          | S050-150A   | S050-150AS*   | S050-150B   | S050-150G  | S050-150AB*   | S050-150BR*   | S050-150BL*   |
|          | 2"            | #10-24 | Thru          | S050-200A   | S050-200AS*   | S050-200B   | S050-200G  | S050-200AB*   | S050-200BR*   | S050-200BL*   |
|          | 5"            | #10-24 | 1" Both Ends  | S050-500A   | S050-500AS*   | S050-500B*  | S050-500G*   | S050-500AB*   | S050-500BR*   | S050-500BL*   |
|          | 7"            | #10-24 | 1" Both Ends  | S050-700A   | S050-700AS*   | S050-700B*  | S050-700G*   | S050-700AB*   | S050-700BR*   | S050-700BL*   |

\* Available upon request minimum order quantity 100.

Barrels


(\*) Available upon request minimum order quantity 100

|  |  |  |  |  |  |  |  |  |  |
|---|---|---|---|---|---|---|---|---|---|
| Aluminum Copper (CP)  | Aluminum Green (GN)   | Aluminum Dark Green (DGN)   | Aluminum Titanium (T)   | Aluminum Pink (RP)  | Aluminum Purple (PL)  | Aluminum Red (RD)   | Aluminum Tan (TAN)  | Stainless Steel Brushed (SS)  | Stainless Steel Polished (SP)   |
| S025-025CP*   | S025-025GN*   | S025-025DGN*  | S025-025T*  | S025-025RP*   | S025-025PL*   | S025-025RD*   | S025-025TAN*  | S025-025SS  | S025-025SP  |
| S025-050CP*   | S025-050GN*   | S025-050DGN*  | S025-050T*  | S025-050RP*   | S025-050PL*   | S025-050RD*   | S025-050TAN*  | S025-050SS  | S025-050SP  |
| S025-075CP*   | S025-075GN*   | S025-075DGN*  | S025-075T*  | S025-075RP*   | S025-075PL*   | S025-075RD*   | S025-075TAN*  | S025-075SS  | S025-075SP*   |
| S025-100CP*   | S025-100GN*   | S025-100DGN*  | S025-100T*  | S025-100RP*   | S025-100PL*   | S025-100RD*   | S025-100TAN*  | S025-100SS  | S025-100SP*   |
| S038-025CP*   | S038-025GN*   | S038-025DGN*  | S038-025T*  | S038-025RP*   | S038-025PL*   | S038-025RD*   | S038-025TAN*  | S038-025SS*   | S038-025SP*   |
| S038-050CP*   | S038-050GN*   | S038-050DGN*  | S038-050T*  | S038-050RP*   | S038-050PL*   | S038-050RD*   | S038-050TAN*  | S038-050SS  | S038-050SP  |
| S038-075CP*   | S038-075GN*   | S038-075DGN*  | S038-075T*  | S038-075RP*   | S038-075PL*   | S038-075RD*   | S038-075TAN*  | S038-075SS  | S038-075SP  |
| S038-100CP*   | S038-100GN*   | S038-100DGN*  | S038-100T*  | S038-100RP*   | S038-100PL*   | S038-100RD*   | S038-100TAN*  | S038-100SS  | S038-100SP  |
| S050-025CP*   | S050-025GN*   | S050-025DGN*  | S050-025T*  | S050-025RP*   | S050-025PL*   | S050-025RD*   | S050-025TAN*  | S050-025SS  | S050-025SP*   |
| S050-050CP*   | S050-050GN*   | S050-050DGN*  | S050-050T*  | S050-050RP*   | S050-050PL*   | S050-050RD*   | S050-050TAN*  | S050-050SS  | S050-050SP  |
| S050-075CP*   | S050-075GN*   | S050-075DGN*  | S050-075T*  | S050-075RP*   | S050-075PL*   | S050-075RD*   | S050-075TAN*  | S050-075SS  | S050-075SP*   |
| S050-100CP*   | S050-100GN*   | S050-100DGN*  | S050-100T*  | S050-100RP*   | S050-100PL*   | S050-100RD*   | S050-100TAN*  | S050-100SS  | S050-100SP*   |
| S050-150CP*   | S050-150GN*   | S050-150DGN*  | S050-150T*  | S050-150RP*   | S050-150PL*   | S050-150RD*   | S050-150TAN*  | S050-150SS  | S050-150SP*   |
| S050-200CP*   | S050-200GN*   | S050-200DGN*  | S050-200T*  | S050-200RP*   | S050-200PL*   | S050-200RD*   | S050-200TAN*  | S050-200SS  | S050-200SP*   |
| S050-500CP*   | S050-500GN*   | S050-500DGN*  | S050-500T*  | S050-500RP*   | S050-500PL*   | S050-500RD*   | S050-500TAN*  | S050-500SS*   | S050-500SP*   |
| S050-700CP*   | S050-700GN*   | S050-700DGN*  | S050-700T*  | S050-700RP*   | S050-700PL*   | S050-700RD*   | S050-700TAN*  | S050-700SS*   | S050-700SP*   |

\* Available upon request minimum order quantity 100.

Caps and Barrels

Barrels


| Diameter | Barrel Height | Thread       | Tapped Length |                                 |                     |                    |                   |                      |                         |                    |
|----------|---------------|--------------|---------------|---|---------------------|--------------------|-------------------|----------------------|-------------------------|--------------------|
|          |               |              |               | Aluminum Clear (A)  | Aluminum Shiny (AS) | Aluminum Black (B) | Aluminum Gold (G) | Aluminum Bronze (AB) | Aluminum Champagne (BR) | Aluminum Blue (BL) |
| 5/8"     | 1/4"          | #10-24       | Thru          | S058-025-1024A S058-025-1024AS* S058-025-1024B S058-025-1024G* S058-025-1024AB* S058-025-1024BR* S058-025-1024BL* |                     |                    |                   |                      |                         |                    |
|          | 1/4"          | 1/4-20       | Thru          | S058-02525A   | S058-02525AS*       | S058-02525B        | S058-02525G*      | S058-02525AB*        | S058-02525BR*           | S058-02525BL*      |
|          | 1/4"          | 5/16-18      | Thru          | S058-025A   | S058-025AS*         | S058-025B*         | S058-025G*        | S058-025AB*          | S058-025BR*             | S058-025BL*        |
|          | 1/2"          | #10-24       | Thru          | S058-050-1024A S058-050-1024AS* S058-050-1024B S058-050-1024G* S058-050-1024AB* S058-050-1024BR* S058-050-1024BL* |                     |                    |                   |                      |                         |                    |
|          | 1/2"          | 1/4-20       | Thru          | S058-05025A   | S058-05025AS*       | S058-05025B        | S058-05025G       | S058-05025AB*        | S058-05025BR*           | S058-05025BL*      |
|          | 1/2"          | 5/16-18      | Thru          | S058-050A   | S058-050AS*         | S058-050B          | S058-050G         | S058-050AB*          | S058-050BR*             | S058-050BL*        |
|          | 3/4"          | #10-24       | Thru          | S058-075-1024A S058-075-1024AS* S058-075-1024B S058-075-1024G* S058-075-1024AB* S058-075-1024BR* S058-075-1024BL* |                     |                    |                   |                      |                         |                    |
|          | 3/4"          | 1/4-20       | Thru          | S058-07525A   | S058-07525AS*       | S058-07525B        | S058-07525G       | S058-07525AB*        | S058-07525BR*           | S058-07525BL*      |
|          | 3/4"          | 5/16-18      | Thru          | S058-075A   | S058-075AS*         | S058-075B          | S058-075G         | S058-075AB*          | S058-075BR*             | S058-075BL*        |
|          | 1"            | #10-24       | Thru          | S058-100-1024A S058-100-1024AS* S058-100-1024B S058-100-1024G* S058-100-1024AB* S058-100-1024BR* S058-100-1024BL* |                     |                    |                   |                      |                         |                    |
|          | 1"            | 1/4-20       | Thru          | S058-10025A   | S058-10025AS*       | S058-10025B        | S058-10025G       | S058-10025AB*        | S058-10025BR*           | S058-10025BL*      |
|          | 1"            | 5/16-18      | Thru          | S058-100A   | S058-100AS*         | S058-100B          | S058-100G         | S058-100AB*          | S058-100BR*             | S058-100BL*        |
|          | 1-1/2"        | 1/4-20       | Thru          | S058-15025A   | S058-15025AS*       | S058-15025B        | S058-15025G       | S058-15025AB*        | S058-15025BR*           | S058-15025BL*      |
|          | 1-1/2"        | 5/16-18      | Thru          | S058-150A   | S058-150AS*         | S058-150B          | S058-150G         | S058-150AB*          | S058-150BR*             | S058-150BL*        |
|          | 2"            | 1/4-20       | Thru          | S058-20025A   | S058-20025AS*       | S058-20025B        | S058-20025G       | S058-20025AB*        | S058-20025BR*           | S058-20025BL*      |
|          | 2"            | 5/16-18      | Thru          | S058-200A   | S058-200AS*         | S058-200B          | S058-200G         | S058-200AB*          | S058-200BR*             | S058-200BL*        |
| 3"       | 1/4-20        | 1" Both Ends | S058-30025A   | S058-30025AS*   | S058-30025B         | S058-30025G        | S058-30025AB*     | S058-30025BR*        | S058-30025BL*           |                    |
| 3"       | 5/16-18       | 1" Both Ends | S058-300A     | S058-300AS*   | S058-300B           | S058-300G          | S058-300AB*       | S058-300BR*          | S058-300BL*             |                    |

\* Available upon request minimum order quantity 100.

Caps and Barrels


Barrels

(\* Available upon request minimum order quantity 100)

|   |                     |                           |                       |                    |                      |                   |                    |                              |                               |
|--|---------------------|---------------------------|-----------------------|--------------------|----------------------|-------------------|--------------------|------------------------------|-------------------------------|
| Aluminum Copper (CP)   | Aluminum Green (GN) | Aluminum Dark Green (DGN) | Aluminum Titanium (T) | Aluminum Pink (RP) | Aluminum Purple (PL) | Aluminum Red (RD) | Aluminum Tan (TAN) | Stainless Steel Brushed (SS) | Stainless Steel Polished (SP) |
| S058-025-1024CP* S058-025-1024GN* S058-025-1024DGN* S058-025-1024T* S058-025-1024RP* S058-025-1024PL* S058-025-1024RD* S058-025-1024TAN* S058-025-1024SS S058-025-1024SP |                     |                           |                       |                    |                      |                   |                    |                              |                               |
| S058-02525CP*  | S058-02525GN*       | S058-02525DGN*            | S058-02525T*          | S058-02525RP*      | S058-02525PL*        | S058-02525RD*     | S058-02525TAN*     | S058-02525SS                 | S058-02525SP*                 |
| S058-025CP*  | S058-025GN*         | S058-025DGN*              | S058-025T*            | S058-025RP*        | S058-025PL*          | S058-025RD*       | S058-025TAN*       | S058-025SS                   | S058-025SP*                   |
| S058-025-1024CP* S058-025-1024GN* S058-025-1024DGN* S058-025-1024T* S058-025-1024RP* S058-025-1024PL* S058-025-1024RD* S058-025-1024TAN* S058-025-1024SS S058-025-1024SP |                     |                           |                       |                    |                      |                   |                    |                              |                               |
| S058-05025CP*  | S058-05025GN*       | S058-05025DGN*            | S058-05025T*          | S058-05025RP*      | S058-05025PL*        | S058-05025RD*     | S058-05025TAN*     | S058-05025SS                 | S058-05025SP                  |
| S058-050CP*  | S058-050GN*         | S058-050DGN*              | S058-050T*            | S058-050RP*        | S058-050PL*          | S058-050RD*       | S058-050TAN*       | S058-050SS                   | S058-050SP                    |
| S058-050-1024CP* S058-050-1024GN* S058-050-1024DGN* S058-050-1024T* S058-050-1024RP* S058-050-1024PL* S058-050-1024RD* S058-050-1024TAN* S058-050-1024SS S058-050-1024SP |                     |                           |                       |                    |                      |                   |                    |                              |                               |
| S058-07525CP*  | S058-07525GN*       | S058-07525DGN*            | S058-07525T*          | S058-07525RP*      | S058-07525PL*        | S058-07525RD*     | S058-07525TAN*     | S058-07525SS                 | S058-07525SP                  |
| S058-075CP*  | S058-075GN*         | S058-075DGN*              | S058-075T*            | S058-075RP*        | S058-075PL*          | S058-075RD*       | S058-075TAN*       | S058-075SS                   | S058-075SP                    |
| S058-075-1024CP* S058-075-1024GN* S058-075-1024DGN* S058-075-1024T* S058-075-1024RP* S058-075-1024PL* S058-075-1024RD* S058-075-1024TAN* S058-075-1024SS S058-075-1024SP |                     |                           |                       |                    |                      |                   |                    |                              |                               |
| S058-10025CP*  | S058-10025GN*       | S058-10025DGN*            | S058-10025T*          | S058-10025RP*      | S058-10025PL*        | S058-10025RD*     | S058-10025TAN*     | S058-10025SS                 | S058-10025SP                  |
| S058-100CP*  | S058-100GN*         | S058-100DGN*              | S058-100T*            | S058-100RP*        | S058-100PL*          | S058-100RD*       | S058-100TAN*       | S058-100SS                   | S058-100SP                    |
| S058-15025CP* S058-15025GN* S058-15025DGN* S058-15025T* S058-15025RP* S058-15025PL* S058-15025RD* S058-15025TAN* S058-15025SS S058-15025SP                               |                     |                           |                       |                    |                      |                   |                    |                              |                               |
| S058-150CP*  | S058-150GN*         | S058-150DGN*              | S058-150T*            | S058-150RP*        | S058-150PL*          | S058-150RD*       | S058-150TAN*       | S058-150SS                   | S058-150SP                    |
| S058-20025CP* S058-20025GN* S058-20025DGN* S058-20025T* S058-20025RP* S058-20025PL* S058-20025RD* S058-20025TAN* S058-20025SS S058-20025SP                               |                     |                           |                       |                    |                      |                   |                    |                              |                               |
| S058-200CP*  | S058-200GN*         | S058-200DGN*              | S058-200T*            | S058-200RP*        | S058-200PL*          | S058-200RD*       | S058-200TAN*       | S058-200SS                   | S058-200SP                    |
| S058-30025CP* S058-30025GN* S058-30025DGN* S058-30025T* S058-30025RP* S058-30025PL* S058-30025RD* S058-30025TAN* S058-30025SS S058-30025SP                               |                     |                           |                       |                    |                      |                   |                    |                              |                               |
| S058-300CP*  | S058-300GN*         | S058-300DGN*              | S058-300T*            | S058-300RP*        | S058-300PL*          | S058-300RD*       | S058-300TAN*       | S058-300SS                   | S058-300SP*                   |

\* Available upon request minimum order quantity 100.


Barrels

| Diameter | Barrel Height | Thread  | Tapped Length |  |                     |                    |                   |                      |                         |                    |
|----------|---------------|---------|---------------|--|---------------------|--------------------|-------------------|----------------------|-------------------------|--------------------|
|          |               |         |               | Aluminum Clear (A)   | Aluminum Shiny (AS) | Aluminum Black (B) | Aluminum Gold (G) | Aluminum Bronze (AB) | Aluminum Champagne (BR) | Aluminum Blue (BL) |
| 3/4"     | 1/4"          | #10-24  | Thru          | S075-025-1024A   | S075-025-1024AS*    | S075-025-1024B     | S075-025-1024G*   | S075-025-1024AB*     | S075-025-1024BR*        | S075-025-1024BL*   |
|          | 1/4"          | 1/4-20  | Thru          | S075-02525A  | S075-02525AS*       | S075-02525B*       | S075-02525G*      | S075-02525AB*        | S075-02525BR*           | S075-02525BL*      |
|          | 1/4"          | 5/16-18 | Thru          | S075-025A  | S075-025AS*         | S075-025B*         | S075-025G*        | S075-025AB*          | S075-025BR*             | S075-025BL*        |
|          | 1/2"          | #10-24  | Thru          | S075-050-1024A   | S075-050-1024AS*    | S075-050-1024B     | S075-050-1024G*   | S075-050-1024AB*     | S075-050-1024BR*        | S075-050-1024BL*   |
|          | 1/2"          | 1/4-20  | Thru          | S075-05025A  | S075-05025AS*       | S075-05025B        | S075-05025G       | S075-05025AB*        | S075-05025BR*           | S075-05025BL*      |
|          | 1/2"          | 5/16-18 | Thru          | S075-050A  | S075-050AS*         | S075-050B          | S075-050G         | S075-050AB*          | S075-050BR*             | S075-050BL*        |
|          | 3/4"          | #10-24  | Thru          | S075-075-10024A*   | S075-075-10024AS*   | S075-075-10024B*   | S075-075-10024G*  | S075-075-10024AB*    | S075-075-10024BR*       | S075-075-10024BL*  |
|          | 3/4"          | 5/16-18 | Thru          | S075-075A  | S075-075AS*         | S075-075B          | S075-075G         | S075-075AB*          | S075-075BR*             | S075-075BL*        |
|          | 1"            | #10-24  | Thru          | S075-100-10024A*   | S075-100-10024AS*   | S075-100-10024B*   | S075-100-10024G*  | S075-100-10024AB*    | S075-100-10024BR*       | S075-100-10024BL*  |
|          | 1"            | 1/4-20  | Thru          | S075-10025A  | S075-10025AS*       | S075-10025B        | S075-10025G       | S075-10025AB*        | S075-10025BR*           | S075-10025BL*      |
|          | 1"            | 5/16-18 | Thru          | S075-100A  | S075-100AS*         | S075-100B          | S075-100G         | S075-100AB*          | S075-100BR*             | S075-100BL*        |
|          | 7/8"          | 1-1/2"  | 1/4-20        | Thru   | S075-15025A         | S075-15025AS*      | S075-15025B       | S075-15025G          | S075-15025AB*           | S075-15025BR*      |
| 1-1/2"   |               | 5/16-18 | Thru          | S075-150A  | S075-150AS*         | S075-150B          | S075-150G         | S075-150AB*          | S075-150BR*             | S075-150BL*        |
| 2"       |               | 1/4-20  | Thru          | S075-20025A  | S075-20025AS*       | S075-20025B        | S075-20025G       | S075-20025AB*        | S075-20025BR*           | S075-20025BL*      |
| 2"       |               | 5/16-18 | Thru          | S075-200A  | S075-200AS*         | S075-200B          | S075-200G         | S075-200AB*          | S075-200BR*             | S075-200BL*        |
| 2-1/2"   |               | 5/16-18 | 1" Both Ends  | S075-250A*   | S075-250AS*         | S075-250B*         | S075-250G*        | S075-250AB*          | S075-250BR*             | S075-250BL*        |
| 2-3/4"   |               | 5/16-18 | 1" Both Ends  | S075-275A*   | S075-275AS*         | S075-275B*         | S075-275G*        | S075-275AB*          | S075-275BR*             | S075-275BL*        |
| 3"       |               | 1/4-20  | 1" Both Ends  | S075-30025A  | S075-30025AS*       | S075-30025B        | S075-30025G       | S075-30025AB*        | S075-30025BR*           | S075-30025BL*      |
| 3"       |               | 5/16-18 | 1" Both Ends  | S075-300A  | S075-300AS*         | S075-300B          | S075-300G         | S075-300AB*          | S075-300BR*             | S075-300BL*        |
| 3-1/4"   |               | 5/16-18 | 1" Both Ends  | S075-325A*   | S075-325AS*         | S075-325B*         | S075-325G*        | S075-325AB*          | S075-325BR*             | S075-325BL*        |
| 4"       |               | 5/16-18 | 1" Both Ends  | S075-400A  | S075-400AS*         | S075-400B*         | S075-400G*        | S075-400AB*          | S075-400BR*             | S075-400BL*        |
| 1/2"     |               | 1/4-20  | Thru          | S078-05025A  | S078-05025AS*       | S078-05025B        | S078-05025G       | S078-05025AB*        | S078-05025BR*           | S078-05025BL*      |
| 1"       |               | 1/4-20  | Thru          | S078-10025A  | S078-10025AS*       | S078-10025B        | S078-10025G       | S078-10025AB*        | S078-10025BR*           | S078-10025BL*      |
| 7/8"     | 1-1/2"        | 1/4-20  | Thru          | S078-15025A  | S078-15025AS*       | S078-15025B        | S078-15025G       | S078-15025AB*        | S078-15025BR*           | S078-15025BL*      |
|          | 2"            | 1/4-20  | Thru          | S078-20025A  | S078-20025AS*       | S078-20025B        | S078-20025G       | S078-20025AB*        | S078-20025BR*           | S078-20025BL*      |
|          | 3"            | 1/4-20  | Thru          | S078-30025A  | S078-30025AS*       | S078-30025B        | S078-30025G       | S078-30025AB*        | S078-30025BR*           | S078-30025BL*      |

\* Available upon request minimum order quantity 100.


Barrels

(\* Available upon request minimum order quantity 100)

|  |                     |                           |                       |                    |                      |                   |                    |                              |                               |
|---|---------------------|---------------------------|-----------------------|--------------------|----------------------|-------------------|--------------------|------------------------------|-------------------------------|
| Aluminum Copper (CP)  | Aluminum Green (GN) | Aluminum Dark Green (DGN) | Aluminum Titanium (T) | Aluminum Pink (RP) | Aluminum Purple (PL) | Aluminum Red (RD) | Aluminum Tan (TAN) | Stainless Steel Brushed (SS) | Stainless Steel Polished (SP) |
| S075-025-1024CP*  | S075-025-1024GN*    | S075-025-1024DGN*         | S075-025-1024ST*      | S075-025-1024RP*   | S075-025-1024PL*     | S075-025-1024RD*  | S075-025-1024TAN*  | S075-025-1024SS              | S075-025-1024SP               |
| S075-02525CP*   | S075-02525GN*       | S075-02525DGN*            | S075-02525ST*         | S075-02525RP*      | S075-02525PL*        | S075-02525RD*     | S075-02525TAN*     | S075-02525SS                 | S075-02525SP*                 |
| S075-025CP*   | S075-025GN*         | S075-025DGN*              | S075-025ST*           | S075-025RP*        | S075-025PL*          | S075-025RD*       | S075-025TAN*       | S075-025SS                   | S075-025SP*                   |
| S075-050-1024CP*  | S075-050-1024GN*    | S075-050-1024DGN*         | S075-050-1024ST*      | S075-050-1024RP*   | S075-050-1024PL*     | S075-050-1024RD*  | S075-050-1024TAN*  | S075-050-1024SS              | S075-050-1024SP               |
| S075-05025CP*   | S075-05025GN*       | S075-05025DGN*            | S075-05025ST*         | S075-05025RP*      | S075-05025PL*        | S075-05025RD*     | S075-05025TAN*     | S075-05025SS                 | S075-05025SP                  |
| S075-050CP*   | S075-050GN*         | S075-050DGN*              | S075-050T*            | S075-050RP*        | S075-050PL*          | S075-050RD*       | S075-050TAN*       | S075-050SS                   | S075-050SP                    |
| S075-075-10024CP*   | S075-075-10024GN*   | S075-075-10024DGN*        | S075-075-10024T*      | S075-075-10024RP*  | S075-075-10024PL*    | S075-075-10024RD* | S075-075-10024TAN* | S075-075-10024SS*            | S075-075-10024SP*             |
| S075-075CP*   | S075-075GN*         | S075-075DGN*              | S075-075T*            | S075-075RP*        | S075-075PL*          | S075-075RD*       | S075-075TAN*       | S075-075SS                   | S075-075SP                    |
| S075-100-10024CP*   | S075-100-10024GN*   | S075-100-10024DGN*        | S075-100-10024T*      | S075-100-10024RP*  | S075-100-10024PL*    | S075-100-10024RD* | S075-100-10024TAN* | S075-100-10024SS*            | S075-100-10024SP*             |
| S075-10025CP*   | S075-10025GN*       | S075-10025DGN*            | S075-10025T*          | S075-10025RP*      | S075-10025PL*        | S075-10025RD*     | S075-10025TAN*     | S075-10025SS                 | S075-10025SP                  |
| S075-100CP*   | S075-100GN*         | S075-100DGN*              | S075-100T*            | S075-100RP*        | S075-100PL*          | S075-100RD*       | S075-100TAN*       | S075-100SS                   | S075-100SP                    |
| S075-15025CP*   | S075-15025GN*       | S075-15025DGN*            | S075-15025T*          | S075-15025RP*      | S075-15025PL*        | S075-15025RD*     | S075-15025TAN*     | S075-15025SS                 | S075-15025SP                  |
| S075-150CP*   | S075-150GN*         | S075-150DGN*              | S075-150T*            | S075-150RP*        | S075-150PL*          | S075-150RD*       | S075-150TAN*       | S075-150SS                   | S075-150SP                    |
| S075-20025CP*   | S075-20025GN*       | S075-20025DGN*            | S075-20025T*          | S075-20025RP*      | S075-20025PL*        | S075-20025RD*     | S075-20025TAN*     | S075-20025SS                 | S075-20025SP                  |
| S075-200CP*   | S075-200GN*         | S075-200DGN*              | S075-200T*            | S075-200RP*        | S075-200PL*          | S075-200RD*       | S075-200TAN*       | S075-200SS                   | S075-200SP                    |
| S075-250CP*   | S075-250GN*         | S075-250DGN*              | S075-250T*            | S075-250RP*        | S075-250PL*          | S075-250RD*       | S075-250TAN*       | S075-250SS*                  | S075-250SP*                   |
| S075-275CP*   | S075-275GN*         | S075-275DGN*              | S075-275T*            | S075-275RP*        | S075-275PL*          | S075-275RD*       | S075-275TAN*       | S075-275SS*                  | S075-275SP*                   |
| S075-30025CP*   | S075-30025GN*       | S075-30025DGN*            | S075-30025T*          | S075-30025RP*      | S075-30025PL*        | S075-30025RD*     | S075-30025TAN*     | S075-30025SS                 | S075-30025SP                  |
| S075-300CP*   | S075-300GN*         | S075-300DGN*              | S075-300T*            | S075-300RP*        | S075-300PL*          | S075-300RD*       | S075-300TAN*       | S075-300SS                   | S075-300SP*                   |
| S075-325CP*   | S075-325GN*         | S075-325DGN*              | S075-325T*            | S075-325RP*        | S075-325PL*          | S075-325RD*       | S075-325TAN*       | S075-325SS*                  | S075-325SP*                   |
| S075-400CP*   | S075-400GN*         | S075-400DGN*              | S075-400T*            | S075-400RP*        | S075-400PL*          | S075-400RD*       | S075-400TAN*       | S075-400SS*                  | S075-400SP*                   |
| S078-05025CP*   | S078-05025GN*       | S078-05025DGN*            | S078-05025T*          | S078-05025RP*      | S078-05025PL*        | S078-05025RD*     | S078-05025TAN*     | S078-05025SS                 | S078-05025SP                  |
| S078-10025CP*   | S078-10025GN*       | S078-10025DGN*            | S078-10025T*          | S078-10025RP*      | S078-10025PL*        | S078-10025RD*     | S078-10025TAN*     | S078-10025SS                 | S078-10025SP                  |
| S078-15025CP*   | S078-15025GN*       | S078-15025DGN*            | S078-15025T*          | S078-15025RP*      | S078-15025PL*        | S078-15025RD*     | S078-15025TAN*     | S078-15025SS                 | S078-15025SP                  |
| S078-20025CP*   | S078-20025GN*       | S078-20025DGN*            | S078-20025T*          | S078-20025RP*      | S078-20025PL*        | S078-20025RD*     | S078-20025TAN*     | S078-20025SS                 | S078-20025SP                  |
| S078-30025CP*   | S078-30025GN*       | S078-30025DGN*            | S078-30025T*          | S078-30025RP*      | S078-30025PL*        | S078-30025RD*     | S078-30025TAN*     | S078-30025SS                 | S078-30025SP                  |

\* Available upon request minimum order quantity 100.


Barrels

| Diameter | Barrel Height | Thread       | Tapped Length |  |                     |                    |                   |                      |                         |                    |
|----------|---------------|--------------|---------------|--|---------------------|--------------------|-------------------|----------------------|-------------------------|--------------------|
|          |               |              |               | Aluminum Clear (A)   | Aluminum Shiny (AS) | Aluminum Black (B) | Aluminum Gold (G) | Aluminum Bronze (AB) | Aluminum Champagne (BR) | Aluminum Blue (BL) |
| 1"       | 1/4"          | #10-24       | Thru          | S100-025-1024A   | S100-025-1024AS*    | S100-025-1024B     | S100-025-1024G*   | S100-025-1024AB*     | S100-025-1024BR*        | S100-025-1024BL*   |
|          | 1/4"          | 1/4-20       | Thru          | S100-02525A*   | S100-02525AS*       | S100-02525B*       | S100-02525G*      | S100-02525AB*        | S100-02525BR*           | S100-02525BL*      |
|          | 1/4"          | 5/16-18      | Thru          | S100-025A  | S100-025AS*         | S100-025B*         | S100-025G         | S100-025AB*          | S100-025BR*             | S100-025BL*        |
|          | 1/2"          | #10-24       | Thru          | S100-050-1024A   | S100-050-1024AS*    | S100-050-1024B     | S100-050-1024G*   | S100-050-1024AB*     | S100-050-1024BR*        | S100-050-1024BL*   |
|          | 1/2"          | 1/4-20       | Thru          | S100-05025A  | S100-05025AS*       | S100-05025B        | S100-05025G       | S100-05025AB*        | S100-05025BR*           | S100-05025BL*      |
|          | 1/2"          | 5/16-18      | Thru          | S100-050A  | S100-050AS*         | S100-050B          | S100-050G         | S100-050AB*          | S100-050BR*             | S100-050BL*        |
|          | 3/4"          | #10-24       | Thru          | S100-075-1024A   | S100-075-1024AS*    | S100-075-1024B     | S100-075-1024G*   | S100-075-1024AB*     | S100-075-1024BR*        | S100-075-1024BL*   |
|          | 3/4"          | 5/16-18      | Thru          | S100-075A  | S100-075AS*         | S100-075B          | S100-075G         | S100-075AB*          | S100-075BR*             | S100-075BL*        |
|          | 1"            | #10-24       | Thru          | S100-100-1024A   | S100-100-1024AS*    | S100-100-1024B     | S100-100-1024G*   | S100-100-1024AB*     | S100-100-1024BR*        | S100-100-1024BL*   |
|          | 1"            | 1/4-20       | Thru          | S100-10025A  | S100-10025AS*       | S100-10025B        | S100-10025G       | S100-10025AB*        | S100-10025BR*           | S100-10025BL*      |
|          | 1"            | 5/16-18      | Thru          | S100-100A  | S100-100AS*         | S100-100B          | S100-100G         | S100-100AB           | S100-100BR*             | S100-100BL*        |
|          | 1-1/2"        | 1/4-20       | Thru          | S100-15025A  | S100-15025AS*       | S100-15025B        | S100-15025G       | S100-15025AB*        | S100-15025BR*           | S100-15025BL*      |
|          | 1-1/2"        | 5/16-18      | Thru          | S100-150A  | S100-150AS*         | S100-150B          | S100-150G         | S100-150AB*          | S100-150BR*             | S100-150BL*        |
|          | 2"            | 1/4-20       | Thru          | S100-20025A  | S100-20025AS*       | S100-20025B        | S100-20025G       | S100-20025AB*        | S100-20025BR*           | S100-20025BL*      |
|          | 2"            | 5/16-18      | Thru          | S100-200A  | S100-200AS*         | S100-200B          | S100-200G         | S100-200AB*          | S100-200BR*             | S100-200BL*        |
|          | 3"            | 1/4-20       | 1" Both Ends  | S100-30025A  | S100-30025AS*       | S100-30025B        | S100-30025G       | S100-30025AB*        | S100-30025BR*           | S100-30025BL*      |
| 3"       | 5/16-18       | 1" Both Ends | S100-300A     | S100-300AS*  | S100-300B           | S100-300G          | S100-300AB*       | S100-300BR*          | S100-300BL*             |                    |
| 4"       | 5/16-18       | 1" Both Ends | S100-400A     | S100-400AS*  | S100-400B           | S100-400G*         | S100-400AB*       | S100-400BR*          | S100-400BL*             |                    |
| 6"       | 5/16-18       | 1" Both Ends | S100-600A     | S100-600AS*  | S100-600B*          | S100-600G*         | S100-600AB*       | S100-600BR*          | S100-600BL*             |                    |
| 8"       | 5/16-18       | 1" Both Ends | S100-800A     | S100-800AS*  | S100-800B*          | S100-800G*         | S100-800AB*       | S100-800BR*          | S100-800BL*             |                    |
| 10"      | 5/16-18       | 1" Both Ends | S100-1000A    | S100-1000AS*   | S100-1000B*         | S100-1000G*        | S100-1000AB*      | S100-1000BR*         | S100-1000BL*            |                    |
| 12"      | 5/16-18       | 1" Both Ends | S100-1200A    | S100-1200AS*   | S100-1200B*         | S100-1200G*        | S100-1200AB*      | S100-1200BR*         | S100-1200BL*            |                    |

\* Available upon request minimum order quantity 100.








Barrels

(\*) Available upon request minimum order quantity 100

|  |                     |                           |                       |                    |                      |                   |                    |                              |                               |
|---|---------------------|---------------------------|-----------------------|--------------------|----------------------|-------------------|--------------------|------------------------------|-------------------------------|
| Aluminum Copper (CP)  | Aluminum Green (GN) | Aluminum Dark Green (DGN) | Aluminum Titanium (T) | Aluminum Pink (RP) | Aluminum Purple (PL) | Aluminum Red (RD) | Aluminum Tan (TAN) | Stainless Steel Brushed (SS) | Stainless Steel Polished (SP) |
| S100-025-1024CP*  | S100-025-1024GN*    | S100-025-1024DGN*         | S100-025-1024T*       | S100-025-1024RP*   | S100-025-1024PL*     | S100-025-1024RD*  | S100-025-1024TAN*  | S100-025-1024SS              | S100-025-1024SP               |
| S100-02525CP*   | S100-02525GN*       | S100-02525DGN*            | S100-02525T*          | S100-02525RP*      | S100-02525PL*        | S100-02525RD*     | S100-02525TAN*     | S100-02525SS                 | S100-02525SP*                 |
| S100-025CP*   | S100-025GN*         | S100-025DGN*              | S100-025T*            | S100-025RP*        | S100-025PL*          | S100-025RD*       | S100-025TAN*       | S100-025SS                   | S100-025SP*                   |
| S100-050-1024CP*  | S100-050-1024GN*    | S100-050-1024DGN*         | S100-050-1024T*       | S100-050-1024RP*   | S100-050-1024PL*     | S100-050-1024RD*  | S100-050-1024TAN   | S100-050-1024SS              | S100-050-1024SP               |
| S100-05025CP*   | S100-05025GN*       | S100-05025DGN*            | S100-05025T*          | S100-05025RP*      | S100-05025PL*        | S100-05025RD*     | S100-05025TAN*     | S100-05025SS                 | S100-05025SP                  |
| S100-050CP*   | S100-050GN*         | S100-050DGN*              | S100-050T*            | S100-050RP*        | S100-050PL*          | S100-050RD*       | S100-050TAN*       | S100-050SS                   | S100-050SP                    |
| S100-075-1024CP*  | S100-075-1024GN*    | S100-075-1024DGN*         | S100-075-1024T*       | S100-075-1024RP*   | S100-075-1024PL*     | S100-075-1024RD*  | S100-075-1024TAN   | S100-075-1024SS              | S100-075-1024SP               |
| S100-075CP*   | S100-075GN*         | S100-075DGN*              | S100-075T*            | S100-075RP*        | S100-075PL*          | S100-075RD*       | S100-075TAN*       | S100-075SS*                  | S100-075SP*                   |
| S100-100-1024CP*  | S100-100-1024GN*    | S100-100-1024DGN*         | S100-100-1024T*       | S100-100-1024RP*   | S100-100-1024PL*     | S100-100-1024RD*  | S100-100-1024TAN   | S100-100-1024SS              | S100-100-1024SP               |
| S100-10025CP*   | S100-10025GN*       | S100-10025DGN*            | S100-10025T*          | S100-10025RP*      | S100-10025PL*        | S100-10025RD*     | S100-10025TAN*     | S100-10025SS                 | S100-10025SP                  |
| S100-100CP*   | S100-100GN*         | S100-100DGN*              | S100-100T*            | S100-100RP*        | S100-100PL*          | S100-100RD*       | S100-100TAN*       | S100-100SS                   | S100-100SP                    |
| S100-15025CP*   | S100-15025GN*       | S100-15025DGN*            | S100-15025T*          | S100-15025RP*      | S100-15025PL*        | S100-15025RD*     | S100-15025TAN*     | S100-15025SS                 | S100-15025SP                  |
| S100-150CP*   | S100-150GN*         | S100-150DGN*              | S100-150T*            | S100-150RP*        | S100-150PL*          | S100-150RD*       | S100-150TAN*       | S100-150SS                   | S100-150SP                    |
| S100-20025CP*   | S100-20025GN*       | S100-20025DGN*            | S100-20025T*          | S100-20025RP*      | S100-20025PL*        | S100-20025RD*     | S100-20025TAN*     | S100-20025SS                 | S100-20025SP                  |
| S100-200CP*   | S100-200GN*         | S100-200DGN*              | S100-200T*            | S100-200RP*        | S100-200PL*          | S100-200RD*       | S100-200TAN*       | S100-200SS                   | S100-200SP                    |
| S100-30025CP*   | S100-30025GN*       | S100-30025DGN*            | S100-30025T*          | S100-30025RP*      | S100-30025PL*        | S100-30025RD*     | S100-30025TAN*     | S100-30025SS                 | S100-30025SP                  |
| S100-300CP*   | S100-300GN*         | S100-300DGN*              | S100-300T*            | S100-300RP*        | S100-300PL*          | S100-300RD*       | S100-300TAN*       | S100-300SS                   | S100-300SP*                   |
| S100-400CP*   | S100-400GN*         | S100-400DGN*              | S100-400T*            | S100-400RP*        | S100-400PL*          | S100-400RD*       | S100-400TAN*       | S100-400SS                   | S100-400SP                    |
| S100-600CP*   | S100-600GN*         | S100-600DGN*              | S100-600DT*           | S100-600RP*        | S100-600PL*          | S100-600RD*       | S100-600TAN*       | S100-600SS                   | S100-600SP                    |
| S100-800CP*   | S100-800GN*         | S100-800DGN*              | S100-800DT*           | S100-800RP*        | S100-800PL*          | S100-800RD*       | S100-800TAN*       | S100-800SS                   | S100-800SP                    |
| S100-1000CP*  | S100-1000GN*        | S100-1000DGN*             | S100-1000DT*          | S100-1000RP*       | S100-1000PL*         | S100-1000RD*      | S100-1000TAN*      | S100-1000SS                  | S100-1000SP                   |
| S100-1200CP*  | S100-1200GN*        | S100-1200DGN*             | S100-1200DT*          | S100-1200RP*       | S100-1200PL*         | S100-1200RD*      | S100-1200TAN*      | S100-1200SS                  | S100-1200SP                   |

\* Available upon request minimum order quantity 100.











Barrels

| Diameter | Barrel Height | Thread       | Tapped Length |  |  |  |  |  |  |  |
|----------|---------------|--------------|---------------|---|---|---|--|---|---|---|
|          |               |              |               | Aluminum Clear (A)  | Aluminum Shiny (AS)   | Aluminum Black (B)  | Aluminum Gold (G)  | Aluminum Bronze (AB)  | Aluminum Champagne (BR)   | Aluminum Blue (BL)  |
| 1-1/4"   | 1/4"          | 5/16-18      | Thru          | S125-025A   | S125-025AS*   | S125-025B   | S125-025G  | S125-025AB*   | S125-025BR*   | S125-025BL*   |
|          | 1/2"          | 5/16-18      | Thru          | S125-050A   | S125-050AS*   | S125-050B   | S125-050G  | S125-050AB*   | S125-050BR*   | S125-050BL*   |
|          | 5/8"          | 5/16-18      | Thru          | S125-058A   | S125-058AS*   | S125-058B   | S125-058G  | S125-058AB*   | S125-058BR*   | S125-058BL*   |
|          | 1"            | 5/16-18      | Thru          | S125-100A   | S125-100AS*   | S125-100B   | S125-100G  | S125-100AB*   | S125-100BR*   | S125-100BL*   |
|          | 1-1/2"        | 5/16-18      | Thru          | S125-150A   | S125-150AS*   | S125-150B   | S125-150G  | S125-150AB*   | S125-150BR*   | S125-150BL*   |
|          | 2"            | 5/16-18      | Thru          | S125-200A   | S125-200AS*   | S125-200B   | S125-200G  | S125-200AB*   | S125-200BR*   | S125-200BL*   |
|          | 3"            | 5/16-18      | 1" Both Ends  | S125-300A   | S125-300AS*   | S125-300B   | S125-300G  | S125-300AB*   | S125-300BR*   | S125-300BL*   |
|          | 4"            | 5/16-18      | 1" Both Ends  | S125-400A   | S125-400AS*   | S125-400B   | S125-400G  | S125-400AB*   | S125-400BR*   | S125-400BL*   |
|          | 5"            | 5/16-18      | 1" Both Ends  | S125-500A   | S125-500AS*   | S125-500B   | S125-500G  | S125-500AB*   | S125-500BR*   | S125-500BL*   |
|          | 6"            | 5/16-18      | 1" Both Ends  | S125-600A   | S125-600AS*   | S125-600B   | S125-600G  | S125-600AB*   | S125-600BR*   | S125-600BL*   |
|          | 7"            | 5/16-18      | 1" Both Ends  | S125-700A   | S125-700AS*   | S125-700B   | S125-700G  | S125-700AB*   | S125-700BR*   | S125-700BL*   |
|          | 8"            | 5/16-18      | 1" Both Ends  | S125-800A   | S125-800AS*   | S125-800B   | S125-800G  | S125-800AB*   | S125-800BR*   | S125-800BL*   |
| 9"       | 5/16-18       | 1" Both Ends | S125-900A     | S125-900AS*   | S125-900B   | S125-900G   | S125-900AB*  | S125-900BR*   | S125-900BL*   |   |
| 10"      | 5/16-18       | 1" Both Ends | S125-1000A    | S125-1000AS*  | S125-1000B  | S125-1000G  | S125-1000AB*   | S125-1000BR*  | S125-1000BL*  |   |
| 12"      | 5/16-18       | 1" Both Ends | S125-1200A    | S125-1200AS*  | S125-1200B  | S125-1200G  | S125-1200AB*   | S125-1200BR*  | S125-1200BL*  |   |
| 1-1/2"   | 1/4"          | 5/16-18      | Thru          | S150-025A*  | S150-025AS*   | S150-025B*  | S150-025G*   | S150-025AB*   | S150-025BR*   | S150-025BL*   |
|          | 1/2"          | 5/16-18      | Thru          | S150-050A   | S150-050AS*   | S150-050B   | S150-050G  | S150-050AB*   | S150-050BR*   | S150-050BL*   |
|          | 1"            | 5/16-18      | Thru          | S150-100A   | S150-100AS*   | S150-100B   | S150-100G  | S150-100AB*   | S150-100BR*   | S150-100BL*   |
|          | 2"            | 5/16-18      | Thru          | S150-200A   | S150-200AS*   | S150-200B   | S150-200G  | S150-200AB*   | S150-200BR*   | S150-200BL*   |
|          | 3"            | 5/16-18      | 1" Both Ends  | S150-300A   | S150-300AS*   | S150-300B   | S150-300G  | S150-300AB*   | S150-300BR*   | S150-300BL*   |
|          | 4"            | 5/16-18      | 1" Both Ends  | S150-400A   | S150-400AS*   | S150-400B   | S150-400G  | S150-400AB*   | S150-400BR*   | S150-400BL*   |
| 6"       | 5/16-18       | 1" Both Ends | S150-600A*    | S150-600AS*   | S150-600B*  | S150-600G*  | S150-600AB*  | S150-600BR*   | S150-600BL*   |   |
| 2"       | 1/4"          | 5/16-18      | Thru          | S200-025A*  | S200-025AS*   | S200-025B*  | S200-025G*   | S200-025AB*   | S200-025BR*   | S200-025BL*   |
|          | 1/2"          | 5/16-18      | Thru          | S200-050A   | S200-050AS*   | S200-050B   | S200-050G  | S200-050AB*   | S200-050BR*   | S200-050BL*   |
|          | 1"            | 5/16-18      | Thru          | S200-100A   | S200-100AS*   | S200-100B   | S200-100G  | S200-100AB*   | S200-100BR*   | S200-100BL*   |
|          | 2"            | 5/16-18      | Thru          | S200-200A   | S200-200AS*   | S200-200B   | S200-200G  | S200-200AB*   | S200-200BR*   | S200-200BL*   |
|          | 3"            | 5/16-18      | 1" Both Ends  | S200-300A   | S200-300AS*   | S200-300B   | S200-300G  | S200-300AB*   | S200-300BR*   | S200-300BL*   |
| 4"       | 5/16-18       | 1" Both Ends | S200-400A     | S200-400AS*   | S200-400B   | S200-400G   | S200-400AB*  | S200-400BR*   | S200-400BL*   |   |

\* Available upon request minimum order quantity 100.

Barrels

(\*) Available upon request minimum order quantity 100


|  |  |  |  |  |  |  |  |  |  |
|---|---|---|---|---|---|---|---|---|---|
| Aluminum Copper (CP)  | Aluminum Green (GN)   | Aluminum Dark Green (DGN)   | Aluminum Titanium (T)   | Aluminum Pink (RP)  | Aluminum Purple (PL)  | Aluminum Red (RD)   | Aluminum Tan (TAN)  | Stainless Steel Brushed (SS)  | Stainless Steel Polished (SP)   |
| S125-025CP*   | S125-025GN*   | S125-025DGN*  | S125-025T*  | S125-025RP*   | S125-025PL*   | S125-025RD*   | S125-025TAN*  | S125-025SS  | S125-025SP  |
| S125-050CP*   | S125-050GN*   | S125-050DGN*  | S125-050T*  | S125-050RP*   | S125-050PL*   | S125-050RD*   | S125-050TAN*  | S125-050SS  | S125-050SP*   |
| S125-058CP*   | S125-058GN*   | S125-058DGN*  | S125-058T*  | S125-058RP*   | S125-058PL*   | S125-058RD*   | S125-058TAN*  | S125-058SS  | S125-058SP  |
| S125-100CP*   | S125-100GN*   | S125-100DGN*  | S125-100T*  | S125-100RP*   | S125-100PL*   | S125-100RD*   | S125-100TAN*  | S125-100SS  | S125-100SP  |
| S125-150CP*   | S125-150GN*   | S125-150DGN*  | S125-150T*  | S125-150RP*   | S125-150PL*   | S125-150RD*   | S125-150TAN*  | S125-150SS  | S125-150SP  |
| S125-200CP*   | S125-200GN*   | S125-200DGN*  | S125-200T*  | S125-200RP*   | S125-200PL*   | S125-200RD*   | S125-200TAN*  | S125-200SS  | S125-200SP  |
| S125-300CP*   | S125-300GN*   | S125-300DGN*  | S125-300T*  | S125-300RP*   | S125-300PL*   | S125-300RD*   | S125-300TAN*  | S125-300SS*   | S125-300SP*   |
| S125-400CP*   | S125-400GN*   | S125-400DGN*  | S125-400T*  | S125-400RP*   | S125-400PL*   | S125-400RD*   | S125-400TAN*  | S125-400SS  | S125-400SP  |
| S125-500CP*   | S125-500GN*   | S125-500DGN*  | S125-500T*  | S125-500RP*   | S125-500PL*   | S125-500RD*   | S125-500TAN*  | S125-500SS*   | S125-500SP*   |
| S125-600CP*   | S125-600GN*   | S125-600DGN*  | S125-600T*  | S125-600RP*   | S125-600PL*   | S125-600RD*   | S125-600TAN*  | S125-600SS  | S125-600SP  |
| S125-700CP*   | S125-700GN*   | S125-700DGN*  | S125-700T*  | S125-700RP*   | S125-700PL*   | S125-700RD*   | S125-700TAN*  | S125-700SS*   | S125-700SP*   |
| S125-800CP*   | S125-800GN*   | S125-800DGN*  | S125-800T*  | S125-800RP*   | S125-800PL*   | S125-800RD*   | S125-800TAN*  | S125-800SS  | S125-800SP  |
| S125-900CP*   | S125-900GN*   | S125-900DGN*  | S125-900T*  | S125-900RP*   | S125-900PL*   | S125-900RD*   | S125-900TAN*  | S125-900SS*   | S125-900SP*   |
| S125-1000CP*  | S125-1000GN*  | S125-1000DGN*   | S125-1000T*   | S125-1000RP*  | S125-1000PL*  | S125-1000RD*  | S125-1000TAN*   | S125-1000SS   | S125-1000SP   |
| S125-1200CP*  | S125-1200GN*  | S125-1200DGN*   | S125-1200T*   | S125-1200RP*  | S125-1200PL*  | S125-1200RD*  | S125-1200TAN*   | S125-1200SS   | S125-1200SP   |
| S150-025CP*   | S150-025GN*   | S150-025DGN*  | S150-025T*  | S150-025RP*   | S150-025PL*   | S150-025RD*   | S150-025TAN*  | S150-025SS  | S150-025SP*   |
| S150-050CP*   | S150-050GN*   | S150-050DGN*  | S150-050T*  | S150-050RP*   | S150-050PL*   | S150-050RD*   | S150-050TAN*  | S150-050SS  | S150-050SP  |
| S150-100CP*   | S150-100GN*   | S150-100DGN*  | S150-100T*  | S150-100RP*   | S150-100PL*   | S150-100RD*   | S150-100TAN*  | S150-100SS  | S150-100SP  |
| S150-200CP*   | S150-200GN*   | S150-200DGN*  | S150-200T*  | S150-200RP*   | S150-200PL*   | S150-200RD*   | S150-200TAN*  | S150-200SS  | S150-200SP  |
| S150-300CP*   | S150-300GN*   | S150-300DGN*  | S150-300T*  | S150-300RP*   | S150-300PL*   | S150-300RD*   | S150-300TAN*  | S150-300SS*   | S150-300SP*   |
| S150-400CP*   | S150-400GN*   | S150-400DGN*  | S150-400T*  | S150-400RP*   | S150-400PL*   | S150-400RD*   | S150-400TAN*  | S150-400SS  | S150-400SP  |
| S150-600CP*   | S150-600GN*   | S150-600DGN*  | S150-600T*  | S150-600RP*   | S150-600PL*   | S150-600RD*   | S150-600TAN*  | S150-600SS  | S150-600SP  |
| S200-025CP*   | S200-025GN*   | S200-025DGN*  | S200-025T*  | S200-025RP*   | S200-025PL*   | S200-025RD*   | S200-025TAN*  | S200-025SS  | S200-025SP*   |
| S200-050CP*   | S200-050GN*   | S200-050DGN*  | S200-050T*  | S200-050RP*   | S200-050PL*   | S200-050RD*   | S200-050TAN*  | S200-050SS  | S200-050SP  |
| S200-100CP*   | S200-100GN*   | S200-100DGN*  | S200-100T*  | S200-100RP*   | S200-100PL*   | S200-100RD*   | S200-100TAN*  | S200-100SS  | S200-100SP  |
| S200-200CP*   | S200-200GN*   | S200-200DGN*  | S200-200T*  | S200-200RP*   | S200-200PL*   | S200-200RD*   | S200-200TAN*  | S200-200SS  | S200-200SP  |
| S200-300CP*   | S200-300GN*   | S200-300DGN*  | S200-300T*  | S200-300RP*   | S200-300PL*   | S200-300RD*   | S200-300TAN*  | S200-300SS*   | S200-300SP*   |
| S200-400CP*   | S200-400GN*   | S200-400DGN*  | S200-400T*  | S200-400RP*   | S200-400PL*   | S200-400RD*   | S200-400TAN*  | S200-400SS*   | S200-400SP*   |

\* Available upon request minimum order quantity 100.

## Aluminum Square Caps and Barrels

- Wall mounted standoffs
- Designed from high quality aluminum
- Caps need your choice of stud length and don't forget your combination screws and anchors (page 51)

IDEAL FOR MULTI-MOUNT PROJECTS!



### Square Caps 5/16 – 18 Threaded

| Diameter | Length | Clear (A) | Black (B) | Gold (G)  |
|----------|--------|-----------|-----------|-----------|
| 3/4"     | 3/4"   | CAP075SQA | CAP075SQB | CAP075SQG |
| 1"       | 1"     | CAP100SQA | CAP100SQB | CAP100SQG |

### Square Barrels 5/16 – 18 Threaded

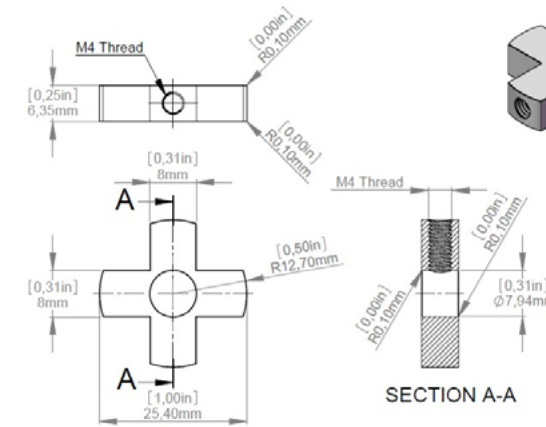
| Diameter | Length | Tapped | Clear (A)   | Black (B)   | Gold (G)    |
|----------|--------|--------|-------------|-------------|-------------|
| 3/4"     | 3/4"   | Thru   | S075-075SQA | S075-075SQB | S075-075SQG |
|          | 1"     | Thru   | S075-100SQA | S075-100SQB | S075-100SQG |
| 1"       | 3/4"   | Thru   | S100-075SQA | S100-075SQB | S100-075SQG |
|          | 1"     | Thru   | S100-100SQA | S100-100SQB | S100-100SQG |

Use for drywall: screw HB5/16-125 and anchor ANC6, ANC6Z  
Use for concrete: screw HB5/16-125 and anchor ANC2



## Aluminum Hub for Customizable Standoffs

- Can hold 4 panels on the corner
- 3 Different diameters
- 3 Different material thickness's
- 2 Different Finishes
- Requires 2mm allen key



| Diameter                              | Material Thickness Accepted | Aluminum Clear (A) | Aluminum Black (B) |
|---------------------------------------|-----------------------------|--------------------|--------------------|
| 1"<br>3/8" Material Hole Diameter     | 1/4"                        | H100-025A          | H100-025B          |
|                                       | 3/8"                        | H100-038A          | H100-038B          |
|                                       | 1/2"                        | H100-050A          | H100-050B          |
| 1-1/4"<br>3/8" Material Hole Diameter | 1/4"                        | H125-025A          | H125-025B          |
|                                       | 3/8"                        | H125-038A          | H125-038B          |
|                                       | 1/2"                        | H125-050A          | H125-050B          |
| 1-1/2"<br>3/8" material Hole Diameter | 1/4"                        | H150-025A          | H150-025B          |
|                                       | 3/8"                        | H150-038A          | H150-038B          |
|                                       | 1/2"                        | H150-050A          | H150-050B          |









## Hardware for Customizable Standoffs


### Set Screw Studs 304 Stainless Steel Grade

Studs are used to join the cap and barrel. Because this is a custom setup, you will need to determine the length that is required.



















| Technical Information   | Thread Size | Hole Diameter | Allen Key Size | Length | SKU        |
|---|-------------|---------------|----------------|--------|------------|
| <br>For Caps & Barrels 1/4" Diameter. Add 3/8" to material thickness to pick correct stud                                | #6-32       | 1/8"          | 1/16"          | 1/4"   | SC6/32-01  |
|   |             |               |                | 3/8"   | SC6/32-02  |
|   |             |               |                | 1/2"   | SC6/32-03  |
|   |             |               |                | 5/8"   | SC6/32-06  |
|   |             |               |                | 3/4"   | SC6/32-04  |
|   |             |               |                | 1"     | SC6/32-05  |
| <br>For Caps & Barrels 3/8", 1/2", 3/4", 1", #10-24 thread Diameter. Add 3/8" to material thickness to pick correct stud | #10-24      | 7/32"         | 3/32"          | 1/4"   | SC10/24-02 |
|   |             |               |                | 3/8"   | SC10/24-03 |
|   |             |               |                | 1/2"   | SC10/24-04 |
|   |             |               |                | 5/8"   | SC10/24-05 |
|   |             |               |                | 3/4"   | SC10/24-09 |
|   |             |               |                | 7/8"   | SC10/24-12 |
|   |             |               |                | 1"     | SC10/24-06 |
|   |             |               |                | 1-1/4" | SC10/24-10 |
| 1-1/2"  | SC10/24-07  |               |                |        |            |
| <br>Add 3/8" to material thickness to pick correct stud  | 1/4-20      | 5/16"         | 1/8"           | 5/16"  | SC1/420-03 |
|   |             |               |                | 3/8"   | SC1/420-04 |
|   |             |               |                | 1/2"   | SC1/420-05 |
|   |             |               |                | 5/8"   | SC1/420-06 |
|   |             |               |                | 3/4"   | SC1/420-07 |
|   |             |               |                | 1"     | SC1/420-08 |
|   |             |               |                | 1-1/4" | SC1/420-09 |
|   |             |               |                | 1-1/2" | SC1/420-10 |
|   |             |               |                | 2"     | SC1/420-11 |
|   |             |               |                | 5/32"  | SC5/16-01  |
|   |             |               |                | 1/4"   | SC5/16-02  |
| 3/8"  | SC5/16-03   |               |                |        |            |
| <br>Add 1/2" to material thickness to pick correct stud  | 5/16-18     | 3/8"          | 5/32"          | 1/2"   | SC5/16-04  |
|   |             |               |                | 5/8"   | SC5/16-05  |
|   |             |               |                | 3/4"   | SC5/16-06  |
|   |             |               |                | 7/8"   | SC5/16-07  |
|   |             |               |                | 1"     | SC5/16-08  |
|   |             |               |                | 1-1/8" | SC5/16-09  |
|   |             |               |                | 1-1/4" | SC5/16-10  |
|   |             |               |                | 1-1/2" | SC5/16-11  |
|   |             |               |                | 1-3/4" | SC5/16-12  |
|   |             |               |                | 2"     | SC5/16-13  |
|   |             |               |                | 3"     | SC5/16-30  |
| 4"  | SC5/16-40   |               |                |        |            |

Tempered glass is most vulnerable on its edges and may break from contact with the metal standoff. We recommend using washers and plastic tubing with glass materials. Washers protect the glass from the metal standoff preventing breakage.

### Plastic Tubing




























| Technical Information  | Inside Diameter | Outside Diameter | Length | SKU      |
|--|-----------------|------------------|--------|----------|
| <br>For 1/4-20 Stud | 1/4"            | 3/8"             | 1/4"   | PT025250 |
|  |                 |                  | 3/8"   | PT025375 |
|  |                 |                  | 1/2"   | PT025500 |
|  |                 |                  | 3/4"   | PT025750 |
| For 5/16-18 Stud   | 5/16"           | 7/16"            | 1/4"   | PT250    |
|  |                 |                  | 3/8"   | PT375    |
|  |                 |                  | 1/2"   | PT500    |
|  |                 |                  | 3/4"   | PT750    |

## Hardware for Customizable Standoffs

| Technical Information   | Description                                   | For                       | Diameter      | Length | SKU         |
|---|---|---------------------------|---------------|--------|-------------|
|    | Zinc Combination Screw                        | Anchor: ANC1, ANC5, ANC5Z | #6-32         | 1"     | HB632       |
|   |   |                           | #6-32         | 3/4"   | HB632-075Z  |
|   |   |                           | #6-32         | 1-1/2" | HB632-150Z  |
|    | Bit Driver                                    | Combination Screw         | #6-32         | N/A    | 16766       |
|   |   |                           |               |        |             |
| <br><br>   | Zinc Combination Screw                        | Anchor: ANC1, ANC5, ANC5Z | #10-24        | 1"     | HB1024      |
|   | Zinc Combination Screw                        | Anchor: ANC1, ANC5, ANC5Z | #10-24        | 1-1/2" | HB1024-12   |
|   | Zinc Combination Screw                        | Anchor: ANC1, ANC5, ANC5Z | #10-24        | 2"     | HB1024-2    |
|   | Anchor with Combination Screw                 | Anchor Included           | #10-24        | N/A    | ANC5Z1024S  |
|   | Bit Driver                                    | Combination Screw         | #10-24        | N/A    | 400.424     |
|   |   |                           |               |        |             |
| <br><br><br> | Stainless Steel                               | ANC1, ANC5, AN CZ, ANC5Z  | 1/4-20        | 1"     | HB1/4-100   |
|   | Zinc  | ANC1, ANC5, AN CZ, ANC5Z  | 1/4-20        | 1"     | HB1/4-100Z  |
|   | Zinc  | Anchor: ANC4              | 1/4-20        | 1-1/2" | HB1/4-150   |
|   | Zinc Combination Screw                        | N/A                       | 1/4-20        | 2"     | HB1/4-200   |
|   | Bit Driver                                    | Combination Screw         | 1/4-20        | N/A    | 16769       |
|   |   |                           |               |        |             |
|     | Stainless Steel Combination Screw             | Anchor: ANC1, ANC5, ANC5Z | 5/16-18 to #6 | 1"     | HB5/16-100  |
|   | Zinc Combination Screw                        | Anchor: ANC1, ANC5, ANC5Z | 5/16-18 to #6 | 1"     | HB5/16-100Z |
|     | Zinc Anchor with Combination Screw HB5/16-100 | Anchor Included           | 5/16-18       | 1-1/4" | ANC5ZS      |
|    | Hex Head Insert Bit 1/8"                      | Combination Screw         | N/A           | N/A    | HEXBIT1/8   |
|     | Stainless Steel Combination Screw             | Anchor: ANC2, ANC6, ANC6Z | 5/16-18 to #8 | 1-1/4" | HB5/16-125  |
|   | Zinc Combination Screw                        | Anchor: ANC2, ANC6, ANC6Z | 5/16-18 to #8 | 1-1/4" | HB5/16-125Z |
|     | Zinc Anchor with Combination Screw HB5/16-125 | Anchor Included           | 5/16-18       | N/A    | ANC6ZS      |
|    | Hex Head Insert Bit 5/32"                     | Combination Screw         | N/A           | N/A    | HEXBIT5/32  |
|    | Stainless Steel Combination Screw             | Anchor : TBW8             | 5/16-18       | 2"     | HB5/16-200  |
|    | Toggle Bolt Wings                             | 2300Z or HB5/16-200       | 8-32          | N/A    | TBW8        |
|    | Small Nylon Speed Anchor                      | N/A                       | #6            | 1-1/4" | SA5P        |
|    | Large Nylon Speed Anchor                      | N/A                       | #8            | 1-5/8" | LA6P        |
|    | Zinc Speed Anchor                             | N/A                       | #6            | 1"     | LA6Z        |
|    | Small Zinc Speed Anchor                       | N/A                       | #8            | 1-1/2" | SA6Z        |

## Hardware for Customizable Standoffs

For Drywall and Concrete

| Technical Information  | Description                                     | For               | Diameter        | Length | SKU         |
|--|---|-------------------|-----------------|--------|-------------|
|   | Plastic Anchor for Concrete Drill Size 1/4"     | Screw: #6         | #6              | 1-1/8" | LANC1       |
|   | Plastic Anchor for Concrete Drill Size 1/4"     | Screw: #6         | #6              | 1-1/8" | ANC1        |
|   | Plastic Anchor for Concrete Drill Size 1/4"     | Screw: #8         | #8              | 1-1/8" | ANC2        |
|   | Plastic Anchor for Drywall                      | Screw: #6         | #6              | N/A    | ANC5        |
|   | Zinc Anchor for Drywall                         | Screw: #6         | #6              | N/A    | ANC5Z       |
|   | Plastic Anchor for Drywall                      | Screw: #8         | #8              | N/A    | ANC6        |
|   | Zinc Anchor for Drywall                         | Screw: #8         | #8              | N/A    | ANC6Z       |
|   | Nylon Toggle Wings                              | Screw: #8         | Pre-Drill 9/16" | N/A    | TBW9        |
|   | Nylon Toggle Tool                               | Anchor: TBW9      | N/A             | N/A    | TBW9K       |
|    | Zinc Steel Combination Screw For Toggle Wing #6 | Anchor: TBW6      | 1/4-20 to 6-32  | 2"     | HB025-200   |
|   | Spring Toggle Wings                             | Screw: HB025-200  | Pre-Drill 3/8"  | N/A    | TBW6        |
|   | Combination Screw For Toggle Wing #6            | Anchor: TBW8      | 5/16-18 to 8-32 | 2"     | HB5/16-200  |
|   | Spring Toggle Wings                             | Screw: HB5/16-200 | Pre-Drill 9/16" | N/A    | TBW8        |
|   | Zinc Hanger Bolt                                | None              | 5/16-18 to #12  | 1-1/2" | HB5/16-150  |
|   | Zinc Hanger Bolt                                | None              | #8              | 1-1/4" | HB5/16-150Z |
|   | Zinc Hanger Bolt                                | None              | 5/16 to #12     | 2"     | HB5/16-2    |
|   | Zinc Hanger Bolt                                | None              | 5/16 to #12     | 4"     | HB5/16-4    |
|   | Stainless Steel M4 Combination Screw            | N/A               | M4              | N/A    | 400.700     |
|   | 5/16 Thread Insert Sold without Screw           | N/A               | 5/16"           | 1/4"   | Insert516   |
|   | Screw for Insert 5/16                           | Anchor: TBW6      | 6/32"           | 2-1/2" | 2200Z       |
|   | Hex Head Insert Bit                             | N/A               | 1/8"            | 2"     | HEXBIT1/8   |
|   | Hex Head Insert Bit                             | N/A               | 5/32"           | 2"     | HEXBIT5/32  |










## Machine Screws, Flat / Pan Head

Machine screws Zinc plated



| Description  | Thread  | Length  | Flat # | Pan # |      |      |
|--|---------|---|--------|-------|------|------|
| #6-32 Machine Screws,<br>Phillips, Zinc Plated Steel   | #6-32   | 3/16"   | 9325   | N/A   |      |      |
|  |         | 1/4"  | 7601   | N/A   |      |      |
|  |         | 5/16"   | 9326   | N/A   |      |      |
|  |         | 3/8"  | 1487   | N/A   |      |      |
|  |         | 7/16"   | 9327   | N/A   |      |      |
|  |         | 1/2"  | 1488   | 1542  |      |      |
|  |         | 5/8"  | 1489   | 1543  |      |      |
|  |         | 3/4"  | 1490   | 1544  |      |      |
|  |         | 7/8"  | 9328   | 9228  |      |      |
|  |         | 1"  | 1491   | 1545  |      |      |
|  |         | 1-1/4"  | 1492   | 1546  |      |      |
|  |         | 1-1/2"  | 1493   | 1547  |      |      |
|  |         | 2"  | 1494   | 1548  |      |      |
| #10-24 Machine Screws,<br>Phillips, Zinc Plated Steel  | #10-24  | 5/16"   | 9545   | 9242  |      |      |
|  |         | 1/4"  | N/A    | 9241  |      |      |
|  |         | 3/8"  | 1507   | 1561  |      |      |
|  |         | 1/2"  | 1508   | 1562  |      |      |
|  |         | 5/8"  | 1509   | 1563  |      |      |
|  |         | 3/4"  | 1510   | 1564  |      |      |
|  |         | 7/8"  | 9546   | N/A   |      |      |
|  |         | 1"  | 1511   | 1565  |      |      |
|  |         | 1-1/4"  | 1512   | 1566  |      |      |
|  |         | 1-1/2"  | 1513   | 1567  |      |      |
|  |         | 1-3/4"  | 9547   | N/A   |      |      |
|  |         | 2"  | 1514   | 1568  |      |      |
|  |         | 1/4-20 Machine Screws,<br>Phillips, Zinc Plated Steel | 1/4-20 | 3/8"  | 1529 | N/A  |
| 1/2"   | 1530    |   |        | 1584  |      |      |
| 5/8"   | 1531    |   |        | N/A   |      |      |
| 3/4"   | 1532    |   |        | 1586  |      |      |
| 7/8"   | 9573    |   |        | N/A   |      |      |
| 1"   | 1533    |   |        | 1587  |      |      |
| 1-1/4"   | 1534    |   |        | N/A   |      |      |
| 1-1/2"   | 1535    |   |        | N/A   |      |      |
| 1-3/4"   | 9574    |   |        | N/A   |      |      |
| 2"   | 1536    |   |        | N/A   |      |      |
| 5/16-18 Machine Screws,<br>Phillips, Zinc Plated Steel | 5/16-18 |   |        | 1/2"  | 9580 | N/A  |
|  |         |   |        | 3/4"  | 9581 | 9284 |
|  |         |   |        | 7/8"  | N/A  | 9285 |
|  |         | 1"  | N/A    | 9286  |      |      |
|  |         | 1-1/4"  | 9583   | 9287  |      |      |
|  |         | 1-1/2"  | 9584   | 9288  |      |      |
|  |         | 1-3/4"  | 9585   | N/A   |      |      |
| 2"   | 9586    | N/A   |        |       |      |      |

## Tools for Customizable Standoffs

| Technical Information   | Description  | For   | SKU        |
|---|--|---|------------|
|    | 68 Piece Tool Set  | N/A   | SETBIT     |
|    | Screw Driver for Hex 1/4" Bit with Ergonomic Rubber Handle | N/A   | 61300      |
|    | Mini Stubby Handle for Hex 1/4" Bit                        | N/A   | 61200      |
|    | 1/4" Magnetic Bit Holder                                   | N/A   | MBH1/4     |
|    | Allen Wrench   | N/A   | ALLENM4    |
|   | 1.5 Millimeter Allen Wrench, Short Arm                     | N/A   | ALLENM15   |
|   | 2.0 Millimeter Allen Wrench, Short Arm                     | N/A   | ALLENM2    |
|   | 1/8" Allen Wrench, Short Arm                               | N/A   | ALLENK1/8  |
|   | 3/16" Allen Wrench, Short Arm                              | N/A   | ALLENK3/16 |
|   | 3/32" Allen Wrench, Short Arm                              | N/A   | ALLENK3/32 |
|   | 5/32" Allen Wrench, Short Arm                              | N/A   | ALLENK5/32 |
|   | 7/32" Allen Wrench, Short Arm                              | N/A   | ALLENK7/32 |
|   | 1.5 Millimeter Allen Wrench, Ball End, Long Arm            | N/A   | ALLENM15L  |
|   | 2.5 Millimeter Allen Wrench, Short Arm, Long Arm           | N/A   | ALLENM25   |
|   | 2.5 Millimeter Allen Wrench, Ball End, Long Arm            | N/A   | ALLENM25L  |
|   | 2.0 Millimeter Allen Wrench, Ball End, Long Arm            | N/A   | ALLENM2L   |
|   | 3.0 Millimeter Allen Wrench, Short Arm                     | N/A   | ALLENM3    |
|   | 4.0 Millimeter Allen Wrench, Short Arm                     | N/A   | ALLENM4    |
|   | 4.0 Millimeter Allen Wrench, Ball End, Long Arm            | N/A   | ALLENM4L   |
|   | 5.0 Millimeter Allen Wrench, Short Arm                     | N/A   | ALLENM5    |
|  | Bit Driver 6-32  | HB632 Screws                                  | 16766      |
|   | Bit Driver 10-24   | HB1024, HB1024-2, HB1024-12                   | 400.424    |
|   | Bit Driver 1/4-20  | HB1/4-100(Z) & HB1/4-150(Z)                   | 16769      |
|  | Hex Head Insert Bit 1/8"                                   | HB5/16-100(Z)                                 | HEXBIT1/8  |
|   | Hex Head Insert Bit 5/32"                                  | HB5/16-125(Z)                                 | HEXBIT5/32 |
|  | Steel Hex Drill Bit 5/32"                                  | N/A   | HDB532     |
|  | Steel Hex Drill Bit 1/4"                                   | N/A   | HDB14      |
|  | Cobalt Drill Bit 3"  | N/A   | DB732      |
|  | Locking Cap Tool   | For Aluminum and Stainless Steel Locking Caps | LS01       |



SKU: 61200









SKU: 61300



SKU: SETBIT

## Tools for Customizable Standoffs

| Technical Information   | Description               | For   | SKU        |
|---|---------------------------|---|------------|
|    | Bit Driver 6-32           | HB632 Screws                                  | 16766      |
|   | Bit Driver 10-24          | HB1024, HB1024-2, HB1024-12                   | 400.424    |
|   | Bit Driver 1/4-20         | HB1/4-100(Z) & HB1/4-150(Z)                   | 16769      |
|    | Hex Head Insert Bit 1/8"  | HB5/16-100(Z)                                 | HEXBIT1/8  |
|   | Hex Head Insert Bit 5/32" | HB5/16-125(Z)                                 | HEXBIT5/32 |
|    | Steel Hex Drill Bit 5/32" | N/A   | HDB532     |
|  | Steel Hex Drill Bit 1/4"  | N/A   | HDB14      |
|  | Cobalt Drill Bit 3"       | N/A   | DB732      |
|  | Locking Cap Tool          | For Aluminum and Stainless Steel Locking Caps | LS01       |



SKU: 61200



SKU: 61300



SKU: SETBIT




## Screw Cap Covers

|                              |   |  |     |
|------------------------------|---|--|-----|
| <b>NEW</b><br>Products Added |    | Aluminum Screw Cap Covers                | 106 |
| <b>NEW</b><br>Products Added |    | Stainless Steel & Brass Screw Cap Covers | 107 |
| <b>NEW</b><br>Products Added |    | Tapcon Screw Cap Covers                  | 108 |
|                              |    | Snap Caps for Screw                      | 109 |
|                              |  | Stemfix, Bifix Caps and Washers          | 110 |
|                              |  | Aluminum Panel Clip                      | 111 |
|                              |  | Stainless Steel Tamper Proof Screws      | 112 |

## Aluminum Screw Cap Covers

Set of 4 Screw Covers – For Indoor and Outdoor Use

### Flat Head


| Diameter | Cap Height |  |                     |                    |                                      |                   |                                    |                      |                       |
|----------|------------|--|---------------------|--------------------|--------------------------------------|-------------------|------------------------------------|----------------------|-----------------------|
|          |            | Aluminum Clear (A)   | Aluminum Shiny (AS) | Aluminum Black (B) | Aluminum Matte Black (MB) <b>NEW</b> | Aluminum Gold (G) | Aluminum Champagne (BR) <b>NEW</b> | Aluminum Bronze (AB) | Aluminum Titanium (T) |
| 1/2"     | 1/4"       | SC12A  | SC12AS              | SC12B              | SC12MB                               | SC12G             | SC12BR                             | SC12AB               | SC12T                 |
| 5/8"     |            | SC16A  | SC16AS              | SC16B              | SC16MB                               | SC16G             | SC16BR                             | SC16AB               | SC16T                 |
| 11/16"   |            | SC18A  | SC18AS              | SC18B              | SC18MB                               | SC18G             | SC18BR                             | SC18AB               | SC18T                 |
| 13/16"   |            | SC20A  | SC20AS              | SC20B              | SC20MB                               | SC20G             | SC20BR                             | SC20AB               | SC20T                 |
| 7/8"     |            | SC22A  | SC22AS              | SC22B              | SC22MB                               | SC22G             | SC22BR                             | SC22AB               | SC22T                 |
| 1"       |            | SC25A  | SC25AS              | SC25B              | SC25MB                               | SC25G             | SC25BR                             | SC25AB               | SC25T                 |

### Flat Head Tamper Proof

Requires M3 allen key

| Diameter | Cap Height |  |                                |                               |                              |                                    |                                 |                                  |
|----------|------------|--|--------------------------------|-------------------------------|------------------------------|------------------------------------|---------------------------------|----------------------------------|
|          |            | Aluminum Clear (A) <b>NEW</b>  | Aluminum Shiny (AS) <b>NEW</b> | Aluminum Black (B) <b>NEW</b> | Aluminum Gold (G) <b>NEW</b> | Aluminum Champagne (BR) <b>NEW</b> | Aluminum Bronze (AB) <b>NEW</b> | Aluminum Titanium (T) <b>NEW</b> |
| 5/8"     | 1/4"       | SC16LA   | SC16LAS                        | SC16LB                        | SC16LG                       | SC16LBR                            | SC16LAB                         | SC16LT                           |
| 11/16"   |            | SC18LA   | SC18LAS                        | SC18LB                        | SC18LG                       | SC18LBR                            | SC18LAB                         | SC18LT                           |
| 13/16"   |            | SC20LA   | SC20LAS                        | SC20LB                        | SC20LG                       | SC20LBR                            | SC20LAB                         | SC20LT                           |
| 7/8"     |            | SC22LA   | SC22LAS                        | SC22LB                        | SC22LG                       | SC22LBR                            | SC22LAB                         | SC22LT                           |
| 1"       |            | SC25LA   | SC25LAS                        | SC25LB                        | SC25LG                       | SC25LBR                            | SC25LAB                         | SC25LT                           |

### Conical

| Diameter | Cap Height |  |                                |                               |                              |                                    |                                 |                                  |
|----------|------------|--|--------------------------------|-------------------------------|------------------------------|------------------------------------|---------------------------------|----------------------------------|
|          |            | Aluminum Clear (A) <b>NEW</b>  | Aluminum Shiny (AS) <b>NEW</b> | Aluminum Black (B) <b>NEW</b> | Aluminum Gold (G) <b>NEW</b> | Aluminum Champagne (BR) <b>NEW</b> | Aluminum Bronze (AB) <b>NEW</b> | Aluminum Titanium (T) <b>NEW</b> |
| 1/2"     | 1/4"       | SC12CA   | SC12CAS                        | SC12CB                        | SC12CG                       | SC12CBR                            | SC12CAB                         | SC12CT                           |
| 5/8"     |            | SC16CA   | SC16CAS                        | SC16CB                        | SC16CG                       | SC16CBR                            | SC16CAB                         | SC16CT                           |
| 11/16"   |            | SC18CA   | SC18CAS                        | SC18CB                        | SC18CG                       | SC18CBR                            | SC18CAB                         | SC18CT                           |
| 13/16"   |            | SC20CA   | SC20CAS                        | SC20CB                        | SC20CG                       | SC20CBR                            | SC20CAB                         | SC20CT                           |
| 7/8"     |            | SC22CA   | SC22CAS                        | SC22CB                        | SC22CG                       | SC22CBR                            | SC22CAB                         | SC22CT                           |
| 1"       |            | SC25CA   | SC25CAS                        | SC25CB                        | SC25CG                       | SC25CBR                            | SC25CAB                         | SC25CT                           |

### Conical Tamper Proof


Requires M3 allen key

| Diameter | Cap Height |  |                                |                               |                              |                                    |                                 |                                  |
|----------|------------|--|--------------------------------|-------------------------------|------------------------------|------------------------------------|---------------------------------|----------------------------------|
|          |            | Aluminum Clear (A) <b>NEW</b>  | Aluminum Shiny (AS) <b>NEW</b> | Aluminum Black (B) <b>NEW</b> | Aluminum Gold (G) <b>NEW</b> | Aluminum Champagne (BR) <b>NEW</b> | Aluminum Bronze (AB) <b>NEW</b> | Aluminum Titanium (T) <b>NEW</b> |
| 5/8"     | 1/4"       | SC16CLA  | SC16CLAS                       | SC16CLB                       | SC16CLG                      | SC16CLBR                           | SC16CLAB                        | SC16CLT                          |
| 11/16"   |            | SC18CLA  | SC18CLAS                       | SC18CLB                       | SC18CLG                      | SC18CLBR                           | SC18CLAB                        | SC18CLT                          |
| 13/16"   |            | SC20CLA  | SC20CLAS                       | SC20CLB                       | SC20CLG                      | SC20CLBR                           | SC20CLAB                        | SC20CLT                          |
| 7/8"     |            | SC22CLA  | SC22CLAS                       | SC22CLB                       | SC22CLG                      | SC22CLBR                           | SC22CLAB                        | SC22CLT                          |
| 1"       |            | SC25CLA  | SC25CLAS                       | SC25CLB                       | SC25CLG                      | SC25CLBR                           | SC25CLAB                        | SC25CLT                          |

## Stainless Steel & Brass Screw Cap Covers


Set of 4 Screw Covers – For Indoor and Outdoor Use

### Flat Head


| Diameter | Cap Height |  |                                     |  |                                     |                        |
|----------|------------|---|-------------------------------------|--|-------------------------------------|------------------------|
|          |            | Stainless Steel Satin Brushed (201) (SS)  | Stainless Steel Polished (201) (SP) | Stainless Steel Satin Brushed (304) (SS) | Stainless Steel Polished (304) (SP) | Brass (BRA) <b>NEW</b> |
| 1/2"     | 1/4"       | SC12SSS   | SC12SSP                             | SC12SS304                                | SC12SSP304                          | SC12BRA                |
| 5/8"     |            | SC16SSS   | SC16SSP                             | SC16SS304                                | SC16SSP304                          | SC16BRA                |
| 11/16"   |            | SC18SSS   | SC18SSP                             | SC18SS304                                | SC18SSP304                          | SC18BRA                |
| 13/16"   |            | SC20SSS   | SC20SSP                             | SC20SS304                                | SC20SSP304                          | SC20BRA                |
| 7/8"     |            | SC22SSS   | SC22SSP                             | SC22SS304                                | SC22SSP304                          | SC22BRA                |
| 1"       |            | SC25SSS   | SC25SSP                             | SC25SS304                                | SC25SSP304                          | SC25BRA                |

### Flat Head Tamper Proof

Requires M3 allen key


| Diameter | Cap Height |  |  |   |  |                        |
|----------|------------|---|--|---|--|------------------------|
|          |            | Stainless Steel Satin Brushed (201) (SS) <b>NEW</b>                                 | Stainless Steel Polished (201) (SP) <b>NEW</b> | Stainless Steel Satin Brushed (304) (SS) <b>NEW</b> | Stainless Steel Polished (304) (SP) <b>NEW</b> | Brass (BRA) <b>NEW</b> |
| 5/8"     | 1/4"       | SC16LSSS  | SC16LSSP                                       | SC16LSS304  | SC16LSSP304                                    | SC16LBRA               |
| 11/16"   |            | SC18LSSS  | SC18LSSP                                       | SC18LSS304  | SC18LSSP304                                    | SC18LBRA               |
| 13/16"   |            | SC20LSSS  | SC20LSSP                                       | SC20LSS304  | SC20LSSP304                                    | SC20LBRA               |
| 7/8"     |            | SC22LSSS  | SC22LSSP                                       | SC22LSS304  | SC22LSSP304                                    | SC22LBRA               |
| 1"       |            | SC25LSSS  | SC25LSSP                                       | SC25LSS304  | SC25LSSP304                                    | SC25LBRA               |

### Conical

| Diameter | Cap Height |  |  |   |  |                        |
|----------|------------|---|--|---|--|------------------------|
|          |            | Stainless Steel Satin Brushed (201) (SS) <b>NEW</b>                                   | Stainless Steel Polished (201) (SP) <b>NEW</b> | Stainless Steel Satin Brushed (304) (SS) <b>NEW</b> | Stainless Steel Polished (304) (SP) <b>NEW</b> | Brass (BRA) <b>NEW</b> |
| 1/2"     | 1/4"       | SC12CSSS  | SC12CSSP                                       | SC12CSS304  | SC12CSSP304                                    | SC12CBRA               |
| 5/8"     |            | SC16CSSS  | SC16CSSP                                       | SC16CSS304  | SC16CSSP304                                    | SC16CBRA               |
| 11/16"   |            | SC18CSSS  | SC18CSSP                                       | SC18CSS304  | SC18CSSP304                                    | SC18CBRA               |
| 13/16"   |            | SC20CSSS  | SC20CSSP                                       | SC20CSS304  | SC20CSSP304                                    | SC20CBRA               |
| 7/8"     |            | SC22CSSS  | SC22CSSP                                       | SC22CSS304  | SC22CSSP304                                    | SC22CBRA               |
| 1"       |            | SC25CSSS  | SC25CSSP                                       | SC25CSS304  | SC25CSSP304                                    | SC25CBRA               |

### Conical Tamper Proof

Requires M3 allen key

| Diameter | Cap Height |  |  |   |  |                        |
|----------|------------|---|--|---|--|------------------------|
|          |            | Stainless Steel Satin Brushed (201) (SS) <b>NEW</b>                                   | Stainless Steel Polished (201) (SP) <b>NEW</b> | Stainless Steel Satin Brushed (304) (SS) <b>NEW</b> | Stainless Steel Polished (304) (SP) <b>NEW</b> | Brass (BRA) <b>NEW</b> |
| 5/8"     | 1/4"       | SC16CLSSS   | SC16CLSSP                                      | SC16CLSS304   | SC16CLSSP304                                   | SC16CLBRA              |
| 11/16"   |            | SC18CLSSS   | SC18CLSSP                                      | SC18CLSS304   | SC18CLSSP304                                   | SC18CLBRA              |
| 13/16"   |            | SC20CLSSS   | SC20CLSSP                                      | SC20CLSS304   | SC20CLSSP304                                   | SC20CLBRA              |
| 7/8"     |            | SC22CLSSS   | SC22CLSSP                                      | SC22CLSS304   | SC22CLSSP304                                   | SC22CLBRA              |
| 1"       |            | SC25CLSSS   | SC25CLSSP                                      | SC25CLSS304   | SC25CLSSP304                                   | SC25CLBRA              |

## Tapcon Screw Cap Covers

- Product** | Screw Covers
- Unique Features** | Indoor & Outdoor  
Set of 4 Screws  
9 Different Finishes  
2 Different Materials
- Area Of Use** | Designed for flush mounted projects on concrete.  
Blocks  
Bricks
- Additional Details** | Tapcon Screws are corrosion resistant sold separately.



### Flat Head Aluminum


| Diameter | Cap Height | NEW                | NEW                 | NEW                | NEW               | NEW                     | NEW                  | NEW                   |
|----------|------------|--------------------|---------------------|--------------------|-------------------|-------------------------|----------------------|-----------------------|
|          |            | Aluminum Clear (A) | Aluminum Shiny (AS) | Aluminum Black (B) | Aluminum Gold (G) | Aluminum Champagne (BR) | Aluminum Bronze (AB) | Aluminum Titanium (T) |
| 5/8"     | 1/4"       | SC058T316A         | SC058T316AS         | SC058T316B         | SC058T316G        | SC058T316BR             | SC058T316AB          | SC058T316T            |
| 3/4"     |            | SC075T316A         | SC075T316AS         | SC075T316B         | SC075T316G        | SC075T316BR             | SC075T316AB          | SC075T316T            |
| 1"       |            | SC100T316A         | SC100T316AS         | SC100T316B         | SC100T316G        | SC100T316BR             | SC100T316AB          | SC100T316T            |

### Flat Head Stainless Steel

| Diameter | Cap Height | NEW                                    | NEW                               | NEW                                    | NEW                               |
|----------|------------|--|-----------------------------------|--|-----------------------------------|
|          |            | Stainless Steel Satin Brushed 304 (SS) | Stainless Steel Polished 304 (SP) | Stainless Steel Satin Brushed 316 (SS) | Stainless Steel Polished 316 (SP) |
| 5/8"     | 1/4"       | SC058T316SS304                         | SC058T316SSP304                   | SC058T316SSS                           | SC058T316SSP                      |
| 3/4"     |            | SC075T316SS304                         | SC075T316SSP304                   | SC075T316SSS                           | SC075T316SSP                      |
| 1"       |            | SC100T316SS304                         | SC100T316SSP304                   | SC100T316SSS                           | SC100T316SSP                      |



### Concrete Screws

|                |                |                |
|----------------|----------------|----------------|
| NEW            | NEW            | NEW            |
| 3/16" x 1-1/4" | 3/16" x 1-3/4" | 3/16" x 2-1/4" |
| SKU: 10816     | SKU: 10817     | SKU: 10818     |



## Stainless Steel Tamper Proof Screws

For Indoor and Outdoor use

| Description  | Drive | Length | SKU   |
|--|-------|--------|-------|
| <br>#8 Sheet Metal Screws<br>Torx – Flat Head<br>Stainless Steel 18-8 | T20   | 1/2"   | 91800 |
|  | T20   | 5/8"   | 91805 |
|  | T20   | 3/4"   | 91810 |
|  | T20   | 1"     | 91820 |
|  | T20   | 1-1/4" | 91830 |
| <br>#10-24 Machine Screw<br>Torx – Flat Head<br>Stainless Steel 18-8  | T20   | 1-1/2" | 91840 |
|  | T20   | 3/8"   | 91600 |
|  | T20   | 1/2"   | 91605 |
|  | T20   | 5/8"   | 91608 |
|  | T20   | 3/4"   | 91610 |
|  | T20   | 1"     | 91615 |
|  | T20   | 1-1/4" | 91620 |
|  | T20   | 1-1/2" | 91625 |

## Stainless Steel Tamper Proof Washer and Torx Screw


For Indoor and Outdoor use

### 18-8 stainless steel Set of 4

5/8" Diameter washer with #8 Sheet Metal screws – torx – flat head

| Diameter        | Material Thickness Accepted | Driver | SKU    |
|-----------------|-----------------------------|--------|--------|
| 5/8"            | up to 1/2"                  | T20    | WSC-1  |
| Torx Bit Driver |                             | T20    | 101020 |

Drywall Hardware: anchor ANC6, ANC6Z  
Concrete Hardware: anchor ANC2



## Screw Cover Caps

Cover Up Exposed Fixings with Screw Caps



### Snap-Caps

Snap-Caps are the best and most secure way to cover and protect screws, fixings and fasteners. Available in a variety of colors for that custom look.



### Stemfix Caps

Stemfix (aka "Pin Caps") are low-profile plastic caps, which achieve a secure grip when used in special "drilled-hole" screws, such as "SupaChip" or Confirmat screws. Stemfix have a positive grip that is easy to fit, but not-so easy to remove.



### Bifix Caps

Low-profile Press-in caps for "Pozi" & "Phillips" screws, Bifix Caps are the ultimate "Pozi" caps, that press into the drive recess of countersunk screws. Bifix Caps fit Pozi and Phillips head screws that have a No.2 drive recess.

### Snap Cap Washers



| Washers                | For Cap     | For Screw                      | SKU      |
|------------------------|-------------|--------------------------------|----------|
| For Counter Sink Screw | All SC6/8   | 2208, 2216                     | W6/8CS   |
|                        | All SC10/12 | 2225, 2234                     | W10/12CS |
| For Flat Head Screw    | All SC6/8   | PT6075, PT6150, PT8075, PT8150 | W6/8FB   |
|                        | All SC10/12 |                                | W10/12FB |

### Screws



| Screw                       | Material   | Length     | For Screw | SKU  |
|-----------------------------|--|------------|-----------|------|
| Flat Countersunk Head Screw | Stainless Steel                                    | 3/4"       | #6        | 2206 |
|                             | Zinc Plated  | 1"         | #6        | 2431 |
|                             | Stainless Steel                                    | 1-1/2"     | #6        | 2208 |
|                             | Stainless Steel                                    | 2"         | #6        | 2209 |
|                             | Stainless Steel                                    | 3/4"       | #8        | 2214 |
|                             | Stainless Steel                                    | 1-1/2"     | #8        | 2216 |
|                             | Stainless Steel                                    | 2"         | #8        | 2217 |
|                             | Stainless Steel                                    | 1-1/4"     | #12       | 2234 |
|                             | Zinc Plated  | 1"         | #8        | 2438 |
|                             | Flat Countersunk Head Screw Made for Steamfix Caps | Galvanized | 1-1/8"    | #9   |



### Electroplated Snap-Caps

High-quality finish on polished metal, mirrors, glass, and other high-gloss surfaces. The finish is tough and durable, and is resistant to most household cleaning products.

| Diameter | Finish | Fit Screw Sizes | SKU   |
|----------|--------|-----------------|-------|
| 1/2"     | White  | #6, #8, M3, M4  | BFXWH |
| 1/2"     | Black  |                 | BFXBK |

| Diameter | Finish | Fit Screw Sizes | SKU   |
|----------|--------|-----------------|-------|
| 1/2"     | White  | #6, #8, M3, M4  | STFWH |
| 1/2"     | Black  |                 | STFBK |

## Snap Caps for Screw

For Indoor and Outdoor Use



| Diameter | Finish                        | Fit Screw Sizes       | SKU        |
|----------|-------------------------------|-----------------------|------------|
| 1/2"     | Black Gloss                   | #6, #8, M3, M4        | SC6/8BG    |
| 5/8"     |                               | #10, #12, #14, M5, M6 | SC10/12BG  |
| 1/2"     | Blaze Gloss                   | #6, #8, M3, M4        | SC6/8BLG   |
| 5/8"     |                               | #10, #12, #14, M5, M6 | SC10/12BLG |
| 1/2"     | Caspian Blue Gloss            | #6, #8, M3, M4        | SC6/8CBG   |
| 5/8"     |                               | #10, #12, #14, M5, M6 | SC10/12CBG |
| 1/2"     | Charcoal Gloss                | #6, #8, M3, M4        | SC6/8CG    |
| 5/8"     |                               | #10, #12, #14, M5, M6 | SC10/12CG  |
| 1/2"     | Fern Green Gloss              | #6, #8, M3, M4        | SC6/8FEG   |
| 5/8"     |                               | #10, #12, #14, M5, M6 | SC10/12FEG |
| 1/2"     | Forest Green Gloss            | #6, #8, M3, M4        | SC6/8FGG   |
| 5/8"     |                               | #10, #12, #14, M5, M6 | SC10/12FGG |
| 1/2"     | Fog Grey Gloss                | #6, #8, M3, M4        | SC6/8FOG   |
| 5/8"     |                               | #10, #12, #14, M5, M6 | SC10/12FOG |
| 1/2"     | Heritage Green Gloss          | #6, #8, M3, M4        | SC6/8HGG   |
| 5/8"     |                               | #10, #12, #14, M5, M6 | SC10/12HGG |
| 1/2"     | Mandarin Gloss                | #6, #8, M3, M4        | SC6/8MG    |
| 5/8"     |                               | #10, #12, #14, M5, M6 | SC10/12MG  |
| 1/2"     | Medium Slate Gloss            | #6, #8, M3, M4        | SC6/8MSG   |
| 5/8"     |                               | #10, #12, #14, M5, M6 | SC10/12MSG |
| 1/2"     | Light Grey Gloss              | #6, #8, M3, M4        | SC6/8LGG   |
| 5/8"     |                               | #10, #12, #14, M5, M6 | SC10/12LGG |
| 1/2"     | Red Gloss                     | #6, #8, M3, M4        | SC6/8RG    |
| 5/8"     |                               | #10, #12, #14, M5, M6 | SC10/12RG  |
| 1/2"     | Royal Blue Gloss              | #6, #8, M3, M4        | SC6/8RBG   |
| 5/8"     |                               | #10, #12, #14, M5, M6 | SC10/12RBG |
| 1/2"     | Sea Blue Gloss                | #6, #8, M3, M4        | SC6/8SBG   |
| 5/8"     |                               | #10, #12, #14, M5, M6 | SC10/12SBG |
| 1/2"     | Space Blue Gloss              | #6, #8, M3, M4        | SC6/8SPG   |
| 5/8"     |                               | #10, #12, #14, M5, M6 | SC10/12SPG |
| 1/2"     | Silver Grey Gloss             | #6, #8, M3, M4        | SC6/8SGG   |
| 5/8"     |                               | #10, #12, #14, M5, M6 | SC10/12SGG |
| 1/2"     | White Gloss                   | #6, #8, M3, M4        | SC6/8WG    |
| 5/8"     |                               | #10, #12, #14, M5, M6 | SC10/12WG  |
| 1/2"     | Yellow Gloss                  | #6, #8, M3, M4        | SC6/8YG    |
| 5/8"     |                               | #10, #12, #14, M5, M6 | SC10/12YG  |
| 1/2"     | Electroplated Polished Chrome | #6, #8, M3, M4        | SC6/8EPC   |
| 5/8"     |                               | #10, #12, #14, M5, M6 | SC10/12EPC |
| 1/2"     | Electroplated Satin Chrome    | #6, #8, M3, M4        | SC6/8ESC   |
| 5/8"     |                               | #10, #12, #14, M5, M6 | SC10/12ESC |
| 1/2"     | Electroplated Gold            | #6, #8, M3, M4        | SC6/8EPG   |
| 5/8"     |                               | #10, #12, #14, M5, M6 | SC10/12EPG |

## Aluminum Panel Clip

**Product** Panel Clip  
Disc  
Vinyl Shims  
Screw and Anchor


**Unique Features** Indoor & Outdoor Use

**Area Of Use** Signage  
Wayfinder  
Display  
Advertising

**Additional Details** Designed for flat material signs



### Instructions



1. Mark the wall 3/16" above and below your desired location of the panel edges.
2. Pre-drill 1/4" holes in your surface, then insert nylon anchors into the holes and tap them flush.
3. Drive oval head screws into anchor to mount lower clips. Slide in panel and install upper clips.
4. Remove the adhesive backing from discs and place one into the recess on the face of each clip.

## Aluminum Panel Clip

### Panel Mounting Kit

- 4 x Discs
- 4 x Barrels
- 8 x Shims
- 4 x Screws
- 4 x Anchors




| Diameter | Distance From Wall | Material Thickness Accepted | Clear (A) | Shiny (AS) | Matte Black (MB) | Champagne (BR) |
|----------|--------------------|-----------------------------|-----------|------------|------------------|----------------|
| 5/8"     | 3/8"               | 1/8", 3/16", 1/4"           | APC-058A  | APC-058AS  | APC-058MB        | APC-058BR      |
| 3/4"     |                    |                             | APC-075A  | APC-075AS  | APC-075MB        | APC-075BR      |
| 1"       |                    |                             | APC-100A  | APC-100AS  | APC-100MB        | APC-100BR      |
| 1-1/4"   |                    |                             | APC-125A  | APC-125AS  | APC-125MB        | APC-125BR      |

Diameter: Drywall Hardware: screw 2208 anchor ANCS, ANCSZ. Concrete Hardware: anchor 2208

### Spare Discs

Set of 4 Discs with 3M Adhesive



| For Diameter | Clear (A) | Shiny (AS) | Matte Black (MB) | Champagne (BR) |
|--------------|-----------|------------|------------------|----------------|
| 5/8"         | DISC058A  | DISC058AS  | DISC058MB        | DISC058BR      |
| 3/4"         | DISC075A  | DISC075AS  | DISC075MB        | DISC075BR      |
| 1"           | DISC100A  | DISC100AS  | DISC100MB        | DISC100BR      |
| 1-1/4"       | DISC125A  | DISC125AS  | DISC125MB        | DISC125BR      |


### Spare Shims

Set of 4 Shims with 3M Adhesive











| For Diameter | Shim  |
|--------------|-------|
| 5/8"         | VS058 |
| 3/4"         | VS075 |
| 1"           | VS100 |
| 1-1/4"       | VS125 |





# Panel Mount Systems

|                              |   |                                   |     |                              |   |                       |     |
|------------------------------|---|-----------------------------------|-----|------------------------------|---|-----------------------|-----|
| <b>NEW</b><br>Products Added |    | Aluminum Z-Clip Panel Mounts      | 116 | <b>NEW</b><br>Products Added |  | Button-Fix            | 132 |
| <b>NEW</b><br>Products Added |    | Aluminum Z-Clip Panel Mounts Kits | 120 | <b>NEW</b><br>Products Added |  | Button-Fix with Tools | 136 |
| <b>NEW</b><br>Products Added |    | Acrylic French Cleat Kits         | 122 | <b>NEW</b><br>Products Added |  | Spacers               | 138 |
|                              |    | Stainless Steel Flush Hangers     | 124 |                              |   |                       |     |
|                              |  | Quick Snap Standoffs              | 126 |                              |   |                       |     |
|                              |  | Quick Snap Adhesives              | 129 |                              |   |                       |     |
|                              |  | Quick Snap Expander Standoffs     | 130 |                              |   |                       |     |
|                              |  | Letter Mounting Studs             | 131 |                              |   |                       |     |

## Z-Clip Panel Mounts

|                           |  |
|---------------------------|--|
| <b>Product</b>            | Panel Mount  |
| <b>Unique Features</b>    | Aluminum<br>Indoor Use Only<br>Long lasting<br>Easy to install<br>Versatile<br>Invisible |
| <b>Area Of Use</b>        | Mirrors<br>Panels<br>Artwork<br>Cabinet  |
| <b>Additional Details</b> | 5/16" Projection,<br>5/8" Lift-Off<br>All Pre-drilled for Easy Installation              |



### Quick and Easy to Install

With the help of few simple tools, you can quickly and easily install our reliable Z-Clips.

The Z-CLIP system is a fast, easy, and a cost effective method to lock in place any kind of wall panel, including acoustical panels, partitions, cabinets, signage, artwork, etc. The "Z" shaped clips wedge together locking panels in place which allows 50% cut in cost and installation time. The Z-CLIP system provides ample access to easy mounting and removal of panels for any changes or replacements.

Z-Clips are discreet and allow for a pre-finished look without the time consuming face nailing and costly on-the-job finishing.



Long Lasting



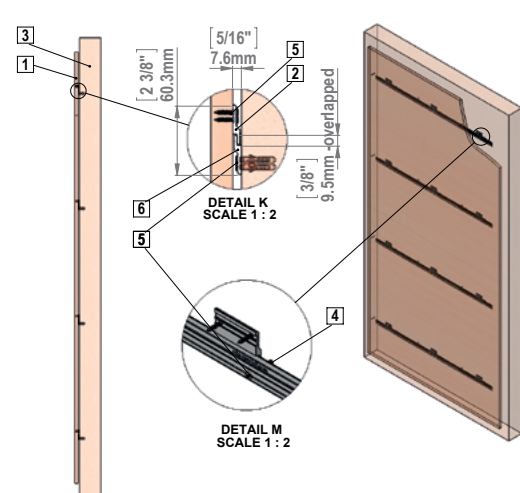
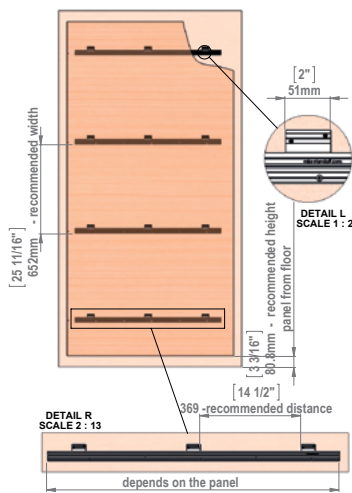
Easy to Install



Versatile



Invisible



## Z-Clip Panel Mounts



### ZCP1 - Medium to Heavy Duty Applications

Wood and metal panels, large picture frames, wall decorations, shelves.



### ZCP2 - Light to Medium Duty Applications

Picture frames, wall decorations, signs, shelves.



### ZCP3 - Medium to Heavy Duty Applications

Cabinets, wood and metal panels, large picture frames, wall decorations, shelves.



NEW

### Z-Clip Panel Mount Kits



Page 120

NEW

### Acrylic Z-Clip Panel Mounts



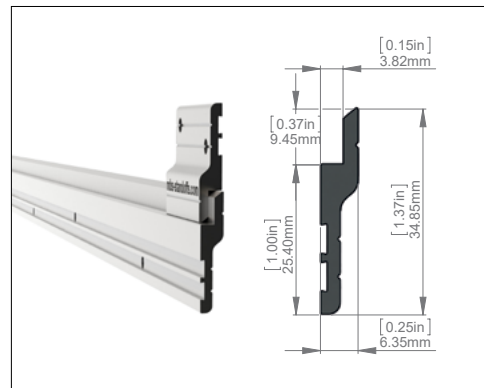
Page 122

## Z-Clip Panel Mounts

### ZCP1 - Medium to Heavy Duty Applications



| Width     | SKU    |
|-----------|--------|
| 2"        | ZCP1   |
| 36"       | ZCP1-3 |
| 72"       | ZCP1-6 |
| Lift 3/8" |        |

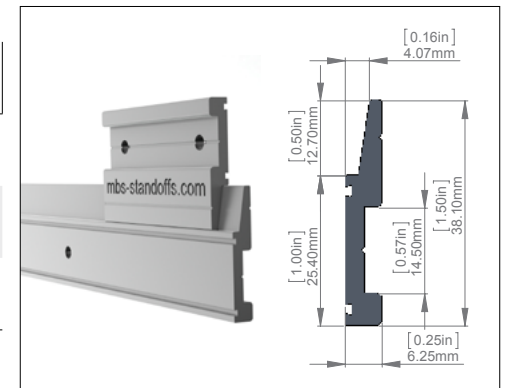


## Z-Clip Panel Mounts


### ZCP3 - Medium to Heavy Duty Applications



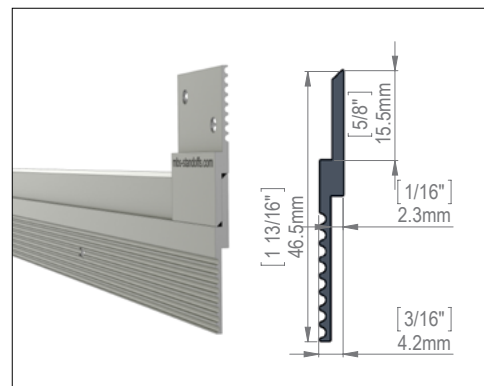
| Width     | SKU    |
|-----------|--------|
| 2-1/2"    | ZCP3   |
| 36"       | ZCP3-3 |
| 72"       | ZCP3-6 |
| Lift 1/2" |        |




### ZCP2 - Light to Medium Duty Applications



| Width     | SKU    |
|-----------|--------|
| 1-1/2"    | ZCP2   |
| 36"       | ZCP2-3 |
| 72"       | ZCP2-6 |
| Lift 5/8" |        |



### Z-Clip Sample Box With Instruction Guide



| Description   | SKU          |
|---|--------------|
| ZCP Sample Box with 2 Pieces of ZCP1, ZCP2, ZCP3; Instruction Guide and Description | ZCPSAMPLEBOX |


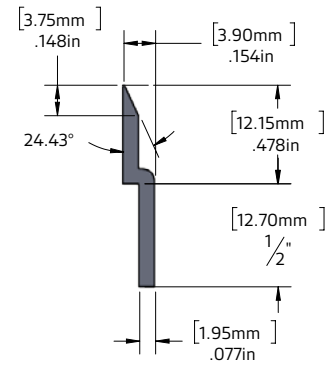
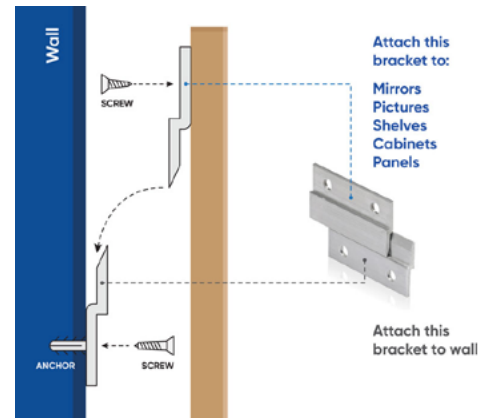
## Z-Clip Panel Mount Kits

**Product** | Panel Mount Kits

**Unique Features** | Aluminum  
Indoor Use Only  
Sold as a Kit  
Hardware included

**Area Of Use** | Mirrors  
Panels  
Artwork  
Cabinet  
Whiteboard

**Additional Details** | 5/16" Projection,  
5/8" Lift-Off



SKU: ZCPO-30

### 2" Aluminum French Cleat Kit

12 x French Cleats (6 pairs)  
12 x 7mm diameter x 24mm screw  
12 x 7mm diameter x 10mm screw  
12 x Anchor for concrete or drywall  
12 x Clear bumpers with adhesive  
1 x Installation guide

SKU: ZCPO-2



### 4" Aluminum French Cleat Kit

10 x French Cleats (5 pairs)  
10 x 7mm diameter x 24mm screw  
10 x 7mm diameter x 10mm screw  
10 x Anchor for concrete or drywall  
10 x Clear bumpers with adhesive  
1 x Installation guide

SKU: ZCPO-4



## Z-Clip Panel Mount Kits

### 6" Aluminum French Cleat Kit

6 x French Cleats (3 pairs)  
12 x 7mm diameter x 24mm screw  
12 x 7mm diameter x 10mm screw  
12 x Anchor for concrete or drywall  
6 x Clear bumpers with adhesive  
1 x Installation guide

SKU: ZCPO-6



### 12" Aluminum French Cleat Kit

4 x French Cleats (2 pairs)  
10 x 7mm diameter x 24mm screw  
10 x 7mm diameter x 10mm screw  
10 x Anchor for concrete or drywall  
4 x Clear bumpers with adhesive  
1 x Installation guide

SKU: ZCPO-12



### 18" Aluminum French Cleat Kit

2 x French Cleats (1 pair)  
8 x 7mm diameter x 24mm screw  
8 x 7mm diameter x 10mm screw  
8 x Anchor for concrete or drywall  
4 x Clear bumpers with adhesive  
1 x Installation guide

SKU: ZCPO-18



### 24" Aluminum French Cleat Kit

2 x French Cleats (1 pair)  
11 x 7mm diameter x 24mm screw  
11 x 7mm diameter x 10mm screw  
11 x Anchor for concrete or drywall  
4 x Clear bumpers with adhesive  
1 x Installation guide

SKU: ZCPO-24



### 30" Aluminum French Cleat Kit

2 x French Cleats (1 pair)  
14 x 7mm diameter x 24mm screw  
14 x 7mm diameter x 10mm screw  
14 x Anchor for concrete or drywall  
4 x Clear bumpers with adhesive  
1 x Installation guide

SKU: ZCPO-30



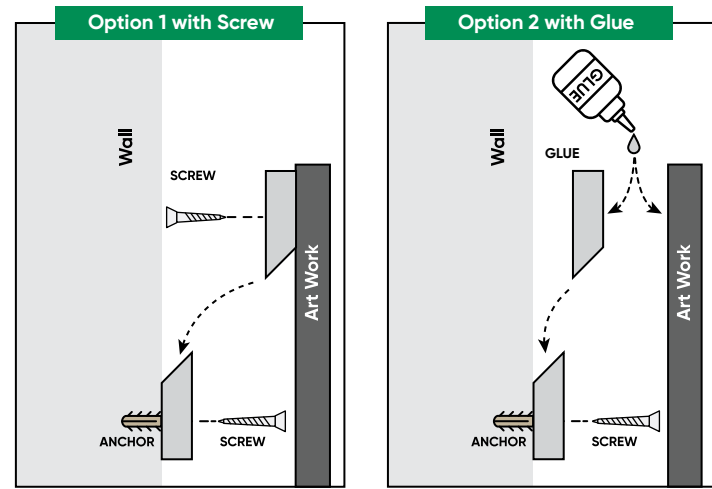
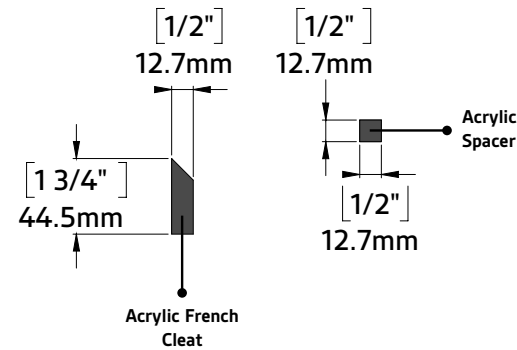

## Acrylic French Cleat Kits

**Product** Acrylic French Cleats

**Unique Features** Indoor Use Only  
1/2" Thick Acrylic  
Comes with Hardware

**Area Of Use** Acrylics  
Artwork  
Pictures  
Frames

**Additional Details** For items weighing over 100 pounds, we recommend using Butterfly anchors.



\*Hardware included

\*Does not come with adhesive

### 2" Acrylic French Cleat Kit

2 x Acrylic French Cleats  
2 x Acrylic Spacers  
4 x 4mm diameter x 40mm screw  
4 x Anchor for concrete or drywall  
1 x Installation guide

SKU: AFC2



### 4" Acrylic French Cleat Kit

2 x Acrylic French Cleats  
4 x Acrylic Spacers  
4 x 4mm diameter x 40mm screw  
4 x Anchor for concrete or drywall  
1 x Installation guide

SKU: AFC4



## Acrylic French Cleat Kits

### 6" Acrylic French Cleat Kit

2 x Acrylic French Cleats  
4 x Acrylic Spacers  
4 x 4mm diameter x 40mm screw  
4 x Anchor for concrete or drywall  
1 x Installation guide

SKU: AFC6



### 8" Acrylic French Cleat Kit

2 x Acrylic French Cleats  
4 x Acrylic Spacers  
4 x 4mm diameter x 40mm screw  
4 x Anchor for concrete or drywall  
1 x Installation guide

SKU: AFC8



### 10" Acrylic French Cleat Kit

2 x Acrylic French Cleats  
4 x Acrylic Spacers  
6 x 4mm diameter x 40mm screw  
6 x Anchor for concrete or drywall  
1 x Installation guide


SKU: AFC10



### 12" Acrylic French Cleat Kit

2 x Acrylic French Cleats  
4 x Acrylic Spacers  
8 x 4mm diameter x 40mm screw  
8 x Anchor for concrete or drywall  
1 x Installation guide

SKU: AFC12



### 14" Acrylic French Cleat Kit

2 x Acrylic French Cleats  
4 x Acrylic Spacers  
8 x 4mm diameter x 40mm screw  
8 x Anchor for concrete or drywall  
1 x Installation guide


SKU: AFC14



### 16" Acrylic French Cleat Kit

2 x Acrylic French Cleats  
4 x Acrylic Spacers  
12 x 4mm diameter x 40mm screw  
12 x Anchor for concrete or drywall  
1 x Installation guide

SKU: AFC16



## Flush Hangers

**Product** | Flush Hangers

**Unique Features** | Indoor Use Only  
Easily Removable  
Screw Mounted  
Heavy Duty

**Area Of Use** | Large Picture Frames  
Home Decorations  
Acrylics  
Artworks  
Panels

**Additional Details** | Weight Load:  
66lb / 30kg  
Sold as Pair



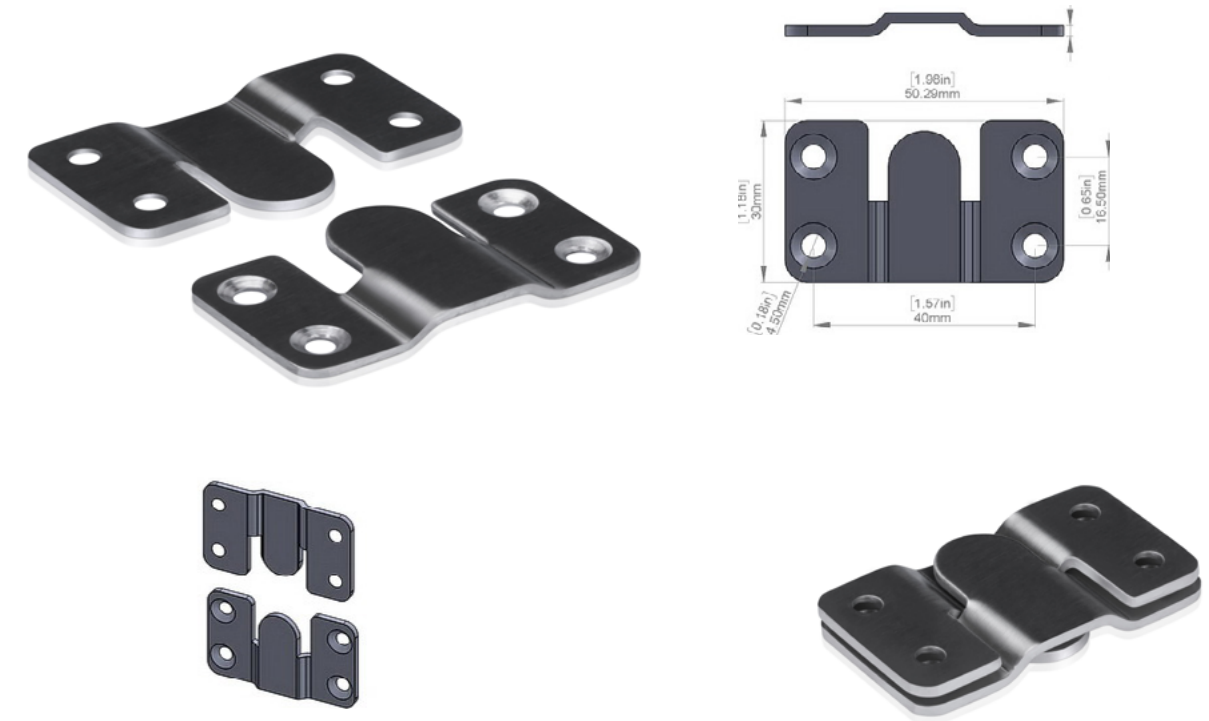
## Flush Hangers



### Small Flush Mount Hanger (2 hole)



### Big Flush Mount Hanger (4 hole)



| Material | Length | Thickness | SKU   |
|----------|--------|-----------|-------|
| Steel    | 1-5/8" | 0.17"     | FMH1Z |

Use for drywall: 2208 and anchor ANC5, ANC5Z  
Use for concrete 2208 and anchor ANC1

| Material    | Length  | Thickness | SKU   |
|-------------|---------|-----------|-------|
| Zinc Plated | 2-1/16" | 0.17"     | FMH2Z |

Use for drywall: 2208 and anchor ANC5, ANC5Z  
Use for concrete 2208 and anchor ANC1

## Quick Snap Standoffs

- Adhesive or screw mounted options
- 8 different sizes
- 3 different colors

**UV PROOF**



The Quick Snap system is used for the installation of letters in relief. No drilling required and no screws visible on the face of the letters. The system is very simple and quick to use.

### Select the Best item with this Easy to Use Chart

| Item      | Maximum Height for Letter | Maximum weight per "QS" | Use              |
|-----------|---------------------------|-------------------------|------------------|
| Mini      | 7-7/8"                    | 0.55 lb (250 g)         | Indoor & Outdoor |
| Small     | 7-7/8"                    | 0.55 lb (250 g)         | Indoor & Outdoor |
| Medium    | 9-13/16"                  | 0.55 lb (250 g)         | Indoor & Outdoor |
| Large     | 9-13/16"                  | 0.55 lb (250 g)         | Indoor & Outdoor |
| Big       | 9-3/16"                   | 0.55 lb (250 g)         | Indoor & Outdoor |
| Extra Big | 15-3/4"                   | 0.88 lb (400 g)         | Indoor & Outdoor |
| Jumbo     | 27-9/16"                  | 1.54 lb (700 g)         | Indoor & Outdoor |
| Giant     | 27-9/16"                  | 1.54 lb (700 g)         | Indoor & Outdoor |

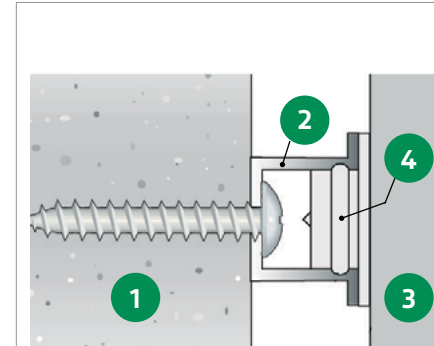


## Quick Snap Standoffs

### Installation 5 Easy Steps

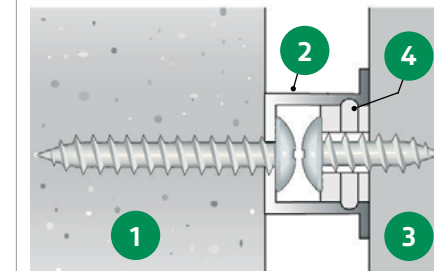
The directions below are general installation recommendations. The weight of each fastener depends on the conditions of use. To avoid unnecessary tension it is advised to avoid over tightening of the body support.

#### Technical Information



1. Surface
2. Body with screw
3. Letter
4. Head with adhesive

#### Screw Mounted



1. Surface
2. Body with screw
3. Letter
4. Head with screw



1

Using the proper adhesive glue the Head support on the back of the letters. Allow for appropriate cure time before mounting letter.



2

Place the letter against the template and use pressure to mark placement of pilot holes.



3

Place template and drill appropriately.



4

Attach Body ends in correct positions.



5

Securely Snap the letters into place using slight pressure.

**PRODUCT INFO**

Snap fasteners can be properly secured by using our Quick Snap adhesive for all letters made from acrylic or expanded PVC, or, by using our 2 component adhesive for letters out of aluminum, brass, stainless or multi layer aluminum enamel.

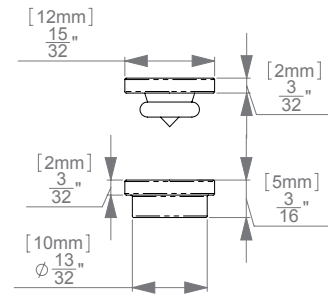
**SAFETY INSTRUCTIONS**

Always use stainless steel screws. Tighten the screws through the fastener, then loosen a quarter of a turn. The fasteners must be used exclusively for letters. Use one fastener per 4".

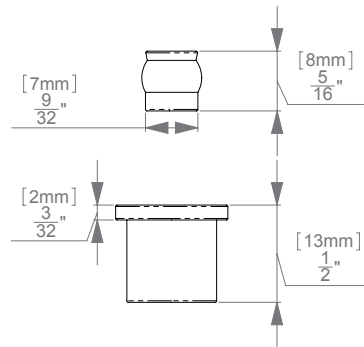
## Quick Snap Standoffs



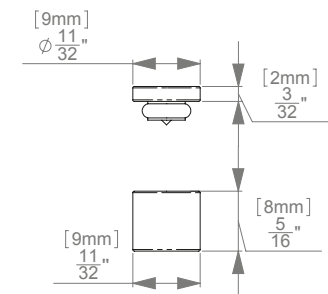
Mini



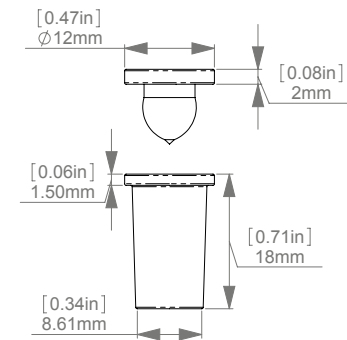
Large / Screw



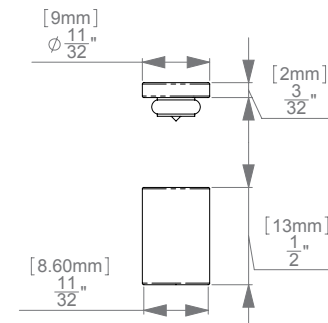
Small



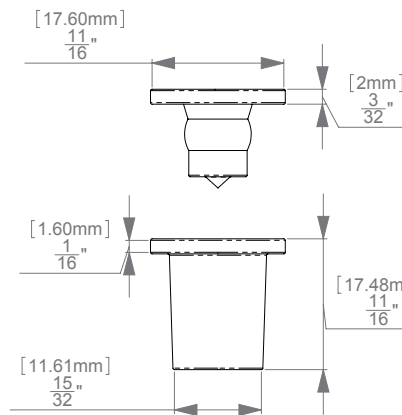
Big



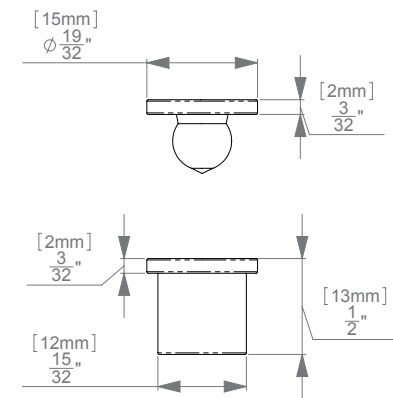
Medium



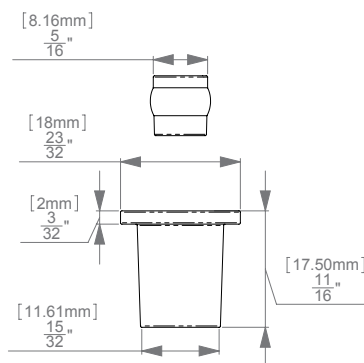
Extra Big



Large



Extra Big/Screw



## Quick Snap Standoffs

### Sold by the Unit

| Name      | Diameter | Rated Strength per Quick Snap | Distance from the wall | Tightening Method     | Plastic Black | Plastic White | Plastic Clear |
|-----------|----------|-------------------------------|------------------------|-----------------------|---------------|---------------|---------------|
| Mini      | 1/2"     | 0.55 lbs                      | 1/4"                   | Adhesive mounted head | QSASB1HK      | QSASB2HK      | QSASB4HK      |
| Small     | 3/8"     | 0.55 lbs                      | 3/8"                   | Adhesive mounted head | QSBSB1HK      | QSBSB2HK      | QSBSB4HK      |
| Medium    | 3/8"     | 0.55 lbs                      | 1/2"                   | Adhesive mounted head | QSCSB1HK      | QSCSB2HK      | QSCSB4HK      |
| Large     | 5/8"     | 0.55 lbs                      | 5/8"                   | Adhesive mounted head | QSDSB1HK      | QSDSB2HK      | QSDSB4HK      |
|           |          |                               | 1/2"                   | Screw mounted head    | QSDSB1HS      | QSDSB2HS      | QSDSB4HS      |
| Big       | 1/2"     | 0.55 lbs                      | 3/4"                   | Adhesive mounted head | QSES1HK       | QSES2HK       | QSES4HK       |
| Extra Big | 3/4"     | 0.88 lbs                      | 3/4"                   | Adhesive mounted head | QSF1HK        | QSF2HK        | QSF4HK        |
|           |          |                               | 3/4"                   | Screw mounted head    | QSF1HS        | QSF2HS        | QSF4HS        |
| Jumbo     | 3/4"     | 1.54 lbs                      | 1"                     | Adhesive mounted head | QSG1HK        | QSG2HK        | QSG4HK        |
|           |          |                               | 7/8"                   | Screw mounted head    | QSG1HS        | QSG2HS        | QSG4HS        |
| Giant     | 3/4"     | 1.54 lbs                      | 1-1/8"                 | Adhesive mounted head | QSH1HK        | QSH2HK        | QSH4HK        |
|           |          |                               | 1-1/16"                | Screw mounted head    | N/A           | N/A           | QSH4HS        |

### Sold by the Kit of 100



SKU: QS050C



SKU: QS075C



SKU: QS050C



SKU: QS075C

| Name  | Diameter | Rated Strength per Quick Snap | Distance from the wall | Tightening Method     | Clear Polycarbonate |
|-------|----------|-------------------------------|------------------------|-----------------------|---------------------|
| Small | 9/16     | 0.55 lbs                      | 9/16"                  | Adhesive mounted head | QS050C              |
| Large | 3/4"     | 0.55 lbs                      | 3/4"                   | Adhesive mounted head | QS075C              |

### Sample Kit

Assorted sizes for your review.  
Refunded with your first order of 250 pcs or more

SKU: QSSAMPLE



### Glue



Quick Snap Letter System Glue  
0.71 oz (20 gr)

SKU: QSXGLU1



Quick Snap Letter System 2 component Glue  
1.69 fl oz (50 ml)

SKU: QSXGLU2




## Quick Snap Expander Standoffs

- Product** Expander Standoffs
- Unique Features** Indoor Use Only  
Easily Removable  
Adhesive or Screw Mounted
- Area Of Use** Acrylics  
Artworks  
Letter Signs
- Additional Details** TREATED ANTI U.V.  
Standard: V-2 UL 94 temp.  
122 Ca 1.8 Mpa & EN 50107

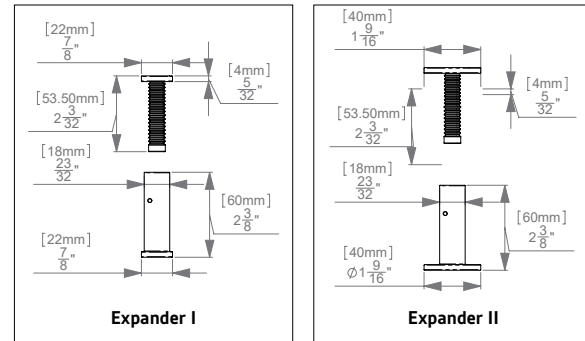


### Expander I & Expander II




| Diameter | Mount                     | Adjustable Standoff From | Expander I | Expander II |
|----------|---------------------------|--------------------------|------------|-------------|
| 7/8"     | Adhesive or screw mounted | 1-5/8" to 2-1/8"         | QSJSB4H    | QLSB4H      |

Glue QSXGLU1 and QSXGLU2

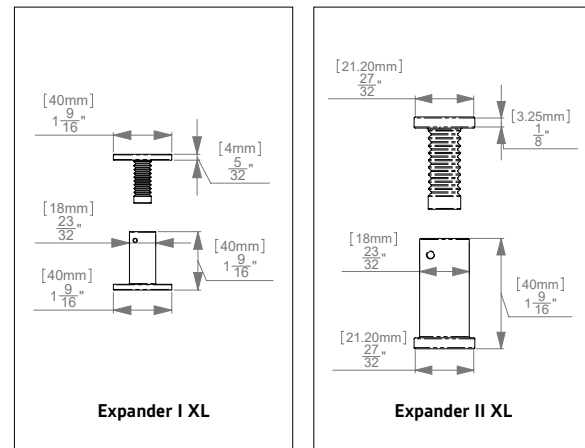


### Expander I XL & Expander II XL



| Diameter | Mount                     | Adjustable Standoff From | Expander I XL | Expander II XL |
|----------|---------------------------|--------------------------|---------------|----------------|
| 1-5/8"   | Adhesive or screw mounted | 2-1/2" to 3-3/8"         | QSKSB4H       | QMSB4H         |

Glue QSXGLU1 and QSXGLU2




## Studs Full Threaded

304 Stainless Steel and Aluminum Studs for Letter Mounting

| Technical Information | Thread  | Material            | Length | SKU          |
|-----------------------|---------|---------------------|--------|--------------|
|                       | #4-40   | 304 Stainless Steel | 1"     | SST440-100   |
|                       |         |                     | 2"     | SST440-200   |
|                       | #6-32   | 304 Stainless Steel | 5/8"   | SST632-100   |
|                       |         |                     | 1"     | SST632-100   |
|                       |         |                     | 1-1/2" | SST632-150   |
|                       |         |                     | 2"     | SST632-200   |
|                       |         |                     | 3"     | SST632-300   |
|                       |         |                     | 5/8"   | SST1024-062  |
|                       | #10-24  | 304 Stainless Steel | 1"     | SST1024-100  |
|                       |         |                     | 1-1/2" | SST1024-150  |
|                       |         |                     | 2"     | SST1024-200  |
|                       |         |                     | 3"     | SST1024-300  |
|                       |         |                     | 4"     | SST1024-400  |
|                       |         |                     | 5"     | SST1024-500  |
|                       | 1/4-20  | 304 Stainless Steel | 6"     | SST1024-600  |
|                       |         |                     | 1"     | SST1420-100  |
|                       |         |                     | 2"     | SST1420-200  |
|                       |         |                     | 3"     | SST1420-300  |
|                       |         |                     | 4"     | SST1420-400  |
|                       |         |                     | 5"     | SST1420-500  |
|                       | 5/16-18 | 304 Stainless Steel | 6"     | SST1420-600  |
|                       |         |                     | 5/8"   | SST51618-062 |
|                       |         |                     | 1"     | SST51618-100 |
|                       |         |                     | 1-1/2" | SST51618-150 |
|                       |         |                     | 2"     | SST51618-200 |
|                       |         |                     | 3"     | SST51618-300 |
|                       | 3/8-16  | 304 Stainless Steel | 4"     | SST51618-400 |
|                       |         |                     | 5"     | SST51618-500 |
|                       |         |                     | 6"     | SST51618-600 |
|                       |         |                     | 4"     | SST3816-400  |
|                       |         |                     | 5"     | SST3816-500  |
|                       |         |                     | 6"     | SST3816-600  |

| Technical Information | Thread  | Material | Length | SKU          |
|-----------------------|---------|----------|--------|--------------|
|                       | #6-32   | Aluminum | 1-1/2" | AST632-150   |
|                       |         |          | 2"     | AST632-200   |
|                       | #10-24  | Aluminum | 1"     | AST1024-100  |
|                       |         |          | 1-1/2" | AST1024-150  |
|                       |         |          | 2"     | AST1024-200  |
|                       |         |          | 3"     | AST1024-300  |
|                       |         |          | 4"     | AST1024-400  |
|                       |         |          | 5"     | AST1024-500  |
|                       | 1/4-20  | Aluminum | 6"     | AST1024-600  |
|                       |         |          | 2"     | AST1420-200  |
|                       |         |          | 3"     | AST1420-300  |
|                       |         |          | 4"     | AST1420-400  |
|                       |         |          | 5"     | AST1420-500  |
|                       |         |          | 6"     | AST1420-600  |
|                       | 5/16-18 | Aluminum | 5/8"   | AST51618-062 |
|                       |         |          | 1"     | AST51618-100 |
|                       |         |          | 1-1/2" | AST51618-150 |
|                       |         |          | 2"     | AST51618-200 |
|                       |         |          | 3"     | AST51618-300 |
|                       |         |          | 4"     | AST51618-400 |
|                       | 3/8-16  | Aluminum | 5"     | AST51618-500 |
|                       |         |          | 6"     | AST51618-600 |




## Button-Fix

**Product** Button-fix

**Unique Features** Indoor Use Only  
Removable  
Push on Assembly  
Slide Down and Up Assembly

**Area Of Use** Wall/vertical panels  
Ceiling/horizontal panels  
Shelf/cantilever loading

**Additional Details** We also offer complementary accessories to help make the Button-fix installation quick and easy.



### A Flush Mount Hanging Solution

Button-fix is a hidden flush mount system that allows one to hang signs and panels with ease. Choose from either a screw mounted application or adhesive.



## Button-Fix

### Type 1

- Ideal for acoustic, wall and ceiling panels



### Type 1 Flush

- Ideal for furniture assembly



Panel Mounts

### Button-Fix

#### Type 1 Bonded

- Ideal for signage and exhibition displays



Type1 Bonded



SKU: 171-017-1

Wood Screw



SKU: 171-002-1

Euro Screw



SKU: 171-002-2

Wood Screw Set

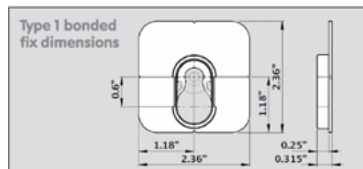


SKU: 171-017-11

Euro Screw Set



SKU: 171-017-12



Panel Mounts

### Button-Fix

#### Type 2

- Ideal for service access such as bath panels



Type 2 Side Fix



SKU: 171-004-1

Wood Screw



SKU: 171-002-1

Euro Screw



SKU: 171-002-2

Wood Screw Set



SKU: 171-004-11

Euro Screw Set

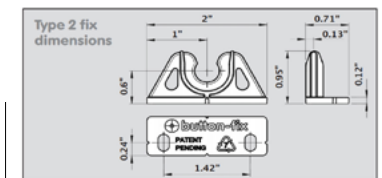


SKU: 171-004-12

Button-fix Type 2



SKU: 171-004-21



### Type 1 Metal


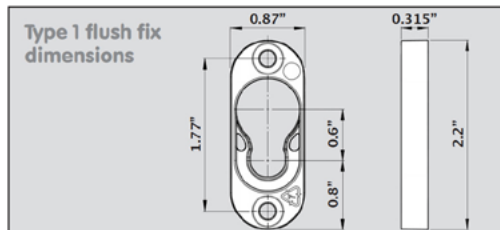
- Ideal for marine and other transport interiors



Metal Set



SKU: 171-021-11



### Type 3

- Ideal for acoustic, wall and ceiling panels



NEW

Type 3



SKU: 171-030-1

NEW

Type 3 Button



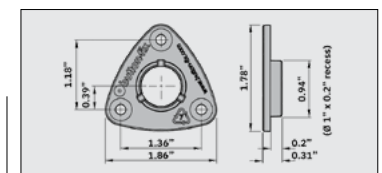
SKU: 171-030-2

NEW

Button-fix Type 3



SKU: 171-030-3-K1



## Button-Fix Sets with Tools

### Type 1 with Wood Screw



| Sets | SKU             |
|------|-----------------|
| 1    | 171-001-11      |
| 2    | 171-001-11-K2   |
| 4    | 171-001-11-K4   |
| 10   | 171-001-11-K10  |
| 12   | 171-001-11-K12  |
| 20   | 171-001-11-K20  |
| 50   | 171-001-11-K50  |
| 100  | 171-001-11-K100 |

### Type 1 with Euro Screw



| Sets | SKU        |
|------|------------|
| 1    | 171-001-12 |

### Type 1 with Wood Screw + Marker Tool



| Sets | Qty | SKU             |
|------|-----|-----------------|
| 2    | 2   | 171-001-11-K22  |
| 10   | 1   | 171-001-11-K101 |
| 20   | 1   | 171-001-11-K201 |



### Type 1 Flush with Wood Screw



| Sets | SKU             |
|------|-----------------|
| 1    | 171-018-11      |
| 2    | 171-018-11-K2   |
| 4    | 171-018-11-K4   |
| 10   | 171-018-11-K10  |
| 12   | 171-018-11-K12  |
| 20   | 171-018-11-K20  |
| 50   | 171-018-11-K50  |
| 100  | 171-018-11-K100 |
| 250  | 171-018-11-K250 |

### Type 1 Flush with Euro Screw



| Sets | SKU        |
|------|------------|
| 1    | 171-018-12 |

### Type 1 Flush with Wood Screw + Marker Tool



| Sets | Qty | SKU              |
|------|-----|------------------|
| 4    | 1   | 171-018-11-KT41  |
| 10   | 1   | 171-018-11-KT101 |
| 20   | 1   | 171-018-11-KT201 |



### Type 1 Bonded with Wood Screw



| Sets | SKU             |
|------|-----------------|
| 1    | 171-017-11      |
| 2    | 171-017-11-K2   |
| 4    | 171-017-11-K4   |
| 10   | 171-017-11-K10  |
| 12   | 171-017-11-K12  |
| 20   | 171-017-11-K20  |
| 50   | 171-017-11-K50  |
| 100  | 171-017-11-K100 |
| 250  | 171-017-11-K250 |

### Type 1 Bonded with Euro Screw



| Sets | SKU        |
|------|------------|
| 1    | 171-017-12 |

### Type 1 Bonded with Wood Screw + Marker Tool



| Sets | Qty | SKU             |
|------|-----|-----------------|
| 10   | 1   | 171-017-11-K101 |
| 20   | 1   | 171-017-11-K201 |



## Button-Fix Sets with Tools

### Type 1 Metal with Wood Screw




| Sets | SKU             |
|------|-----------------|
| 1    | 171-021-11      |
| 2    | 171-021-11-K2   |
| 4    | 171-021-11-K4   |
| 10   | 171-021-11-K10  |
| 20   | 171-021-11-K20  |
| 30   | 171-021-11-K30  |
| 40   | 171-021-11-K40  |
| 50   | 171-021-11-K50  |
| 60   | 171-021-11-K60  |
| 70   | 171-021-11-K70  |
| 80   | 171-021-11-K80  |
| 90   | 171-021-11-K90  |
| 100  | 171-021-11-K100 |

### Type 1 Metal with + Marker Tool



| Sets | Qty | SKU               |
|------|-----|-------------------|
| 10   | 10  | 171-021-11-KT1010 |
| 2    | 2   | 171-021-11-KT22   |
| 4    | 4   | 171-021-11-KT44   |
| 6    | 6   | 171-021-11-KT66   |
| 8    | 8   | 171-021-11-KT88   |



### Type 2 with Wood Screw



| Sets | SKU             |
|------|-----------------|
| 1    | 171-004-11      |
| 2    | 171-004-21-K2   |
| 4    | 171-004-21-K4   |
| 10   | 171-004-21-K10  |
| 12   | 171-004-21-K12  |
| 20   | 171-004-21-K20  |
| 50   | 171-004-21-K50  |
| 100  | 171-004-21-K100 |
| 250  | 171-004-21-K250 |

### Type 2 Bonded with Euro Screw



| Sets | SKU        |
|------|------------|
| 1    | 171-004-21 |

### Type 2 Metal with + Marker Tool



| Sets | Qty | SKU                |
|------|-----|--------------------|
| 4    | 1   | 171-004-21-KT41    |
| 4    | 2   | 171-004-21-KT42    |
| 4    | 4   | 171-004-21-KT44    |
| 6    | 6   | 171-004-21-KT66    |
| 10   | 1   | 171-004-21-KT101   |
| 10   | 4   | 171-004-21-KT104   |
| 10   | 6   | 171-004-21-KT106   |
| 10   | 10  | 171-004-21-KT1010  |
| 12   | 1   | 171-004-21-KT121   |
| 12   | 6   | 171-004-21-KT126   |
| 12   | 10  | 171-004-21-KT1210  |
| 20   | 1   | 171-004-21-KT201   |
| 20   | 10  | 171-004-21-KT2012  |
| 50   | 10  | 171-004-21-KT5010  |
| 100  | 10  | 171-004-21-KT10010 |
| 250  | 10  | 171-004-21-KT25010 |
| 250  | 50  | 171-004-21-KT25050 |

### Type 3



| Sets | SKU            |
|------|----------------|
| 1    | 171-030-3-K1   |
| 2    | 171-030-3-K2   |
| 4    | 171-030-3-K4   |
| 10   | 171-030-3-K10  |
| 12   | 171-030-3-K12  |
| 20   | 171-030-3-K20  |
| 50   | 171-030-3-K50  |
| 100  | 171-030-3-K100 |
| 250  | 171-030-3-K250 |



## Spacers

**Product** | Spacer Barrels

**Unique Features**

- Indoor
- Outdoor
- 3 Different Materials
- 6 Different Finishes
- 2 Different Diameters
- 8 Different Heights

**Area Of Use**

- Signage
- Wayfinder
- Display
- Advertising
- Sign Lettering

**Additional Details** | Spacing one letter on top of another



### 3/8" Diameter Aluminum Spacers

| Outer Diameter | Inner Diameter | Barrel Height | Aluminum Clear (A) | Aluminum Matte Black (MB) | Aluminum Mill (MF) |
|----------------|----------------|---------------|--------------------|---------------------------|--------------------|
| 3/8"           | 1/4"           | 1/4"          | QSA038-025A        | QSA038-025MB              | QSA038-025MF       |
|                |                | 1/2"          | QSA038-050A        | QSA038-050MB              | QSA038-050MF       |
|                |                | 3/4"          | QSA038-075A        | QSA038-075MB              | QSA038-075MF       |
|                |                | 1"            | QSA038-100A        | QSA038-100MB              | QSA038-100MF       |
|                |                | 1-1/4"        | QSA038-125A        | QSA038-125MB              | QSA038-125MF       |
|                |                | 1-1/2"        | QSA038-150A        | QSA038-150MB              | QSA038-150MF       |
|                |                | 1-3/4"        | QSA038-175A        | QSA038-175MB              | QSA038-175MF       |
|                |                | 2"            | QSA038-200A        | QSA038-200MB              | QSA038-200MF       |



### 1/2" Diameter Aluminum Spacers

| Outer Diameter | Inner Diameter | Barrel Height | Aluminum Clear (A) | Aluminum Matte Black (MB) | Aluminum Mill (MF) |
|----------------|----------------|---------------|--------------------|---------------------------|--------------------|
| 1/2"           | 1/4"           | 1/4"          | QSA050-025A        | QSA050-025MB              | QSA050-025MF       |
|                |                | 1/2"          | QSA050-050A        | QSA050-050MB              | QSA050-050MF       |
|                |                | 3/4"          | QSA050-075A        | QSA050-075MB              | QSA050-075MF       |
|                |                | 1"            | QSA050-100A        | QSA050-100MB              | QSA050-100MF       |
|                |                | 1-1/4"        | QSA050-125A        | QSA050-125MB              | QSA050-125MF       |
|                |                | 1-1/2"        | QSA050-150A        | QSA050-150MB              | QSA050-150MF       |
|                |                | 1-3/4"        | QSA050-175A        | QSA050-175MB              | QSA050-175MF       |
|                |                | 2"            | QSA050-200A        | QSA050-200MB              | QSA050-200MF       |



## Spacers

### 3/8" Diameter Polycarbonate Spacers

| Outer Diameter | Inner Diameter | Barrel Height | Polycarbonate Clear (C) | Polycarbonate Black (B) | Polycarbonate White (W) |
|----------------|----------------|---------------|-------------------------|-------------------------|-------------------------|
| 3/8"           | 1/4"           | 1/4"          | QSS038-025C             | QSS038-025B             | QSS038-025W             |
|                |                | 1/2"          | QSS038-050C             | QSS038-050B             | QSS038-050W             |
|                |                | 3/4"          | QSS038-075C             | QSS038-075B             | QSS038-075W             |
|                |                | 1"            | QSS038-100C             | QSS038-100B             | QSS038-100W             |
|                |                | 1-1/4"        | QSS038-125C             | QSS038-125B             | QSS038-125W             |
|                |                | 1-1/2"        | QSS038-150C             | QSS038-150B             | QSS038-150W             |
|                |                | 1-3/4"        | QSS038-175C             | QSS038-175B             | QSS038-175W             |
|                |                | 2"            | QSS038-200C             | QSS038-200B             | QSS038-200W             |

### 1/2" Diameter Polycarbonate Spacers

| Outer Diameter | Inner Diameter | Barrel Height | Polycarbonate Clear (C) | Polycarbonate Black (B) | Polycarbonate White (W) |
|----------------|----------------|---------------|-------------------------|-------------------------|-------------------------|
| 1/2"           | 1/4"           | 1/4"          | QSS050-025C             | QSS050-025B             | QSS050-025W             |
|                |                | 1/2"          | QSS050-050C             | QSS050-050B             | QSS050-050W             |
|                |                | 3/4"          | QSS050-075C             | QSS050-075B             | QSS050-075W             |
|                |                | 1"            | QSS050-100C             | QSS050-100B             | QSS050-100W             |
|                |                | 1-1/4"        | QSS050-125C             | QSS050-125B             | QSS050-125W             |
|                |                | 1-1/2"        | QSS050-150C             | QSS050-150B             | QSS050-150W             |
|                |                | 1-3/4"        | QSS050-175C             | QSS050-175B             | QSS050-175W             |
|                |                | 2"            | QSS050-200C             | QSS050-200B             | QSS050-200W             |



### 3/8" Diameter Stainless Steel Spacers

| Outer Diameter | Inner Diameter | Barrel Height | Stainless Steel Satin Brushed (304) | Stainless Steel Satin Brushed Marine Grade (316) |
|----------------|----------------|---------------|-------------------------------------|--|
| 3/8"           | 1/4"           | 1/4"          | QSS038-025-304S                     | QSS038-025-316S                                  |
|                |                | 1/2"          | QSS038-050-304S                     | QSS038-050-316S                                  |
|                |                | 3/4"          | QSS038-075-304S                     | QSS038-075-316S                                  |
|                |                | 1"            | QSS038-100-304S                     | QSS038-100-316S                                  |
|                |                | 1-1/4"        | QSS038-125-304S                     | QSS038-125-316S                                  |
|                |                | 1-1/2"        | QSS038-150-304S                     | QSS038-150-316S                                  |
|                |                | 1-3/4"        | QSS038-175-304S                     | QSS038-175-316S                                  |
|                |                | 2"            | QSS038-200-304S                     | QSS038-200-316S                                  |



### 1/2" Diameter Stainless Steel Spacers

| Outer Diameter | Inner Diameter | Barrel Height | Stainless Steel Satin Brushed (304) | Stainless Steel Satin Brushed Marine Grade (316) |
|----------------|----------------|---------------|-------------------------------------|--|
| 1/2"           | 1/4"           | 1/4"          | QSS050-025-304S                     | QSS050-025-316S                                  |
|                |                | 1/2"          | QSS050-050-304S                     | QSS050-050-316S                                  |
|                |                | 3/4"          | QSS050-075-304S                     | QSS050-075-316S                                  |
|                |                | 1"            | QSS050-100-304S                     | QSS050-100-316S                                  |
|                |                | 1-1/4"        | QSS050-125-304S                     | QSS050-125-316S                                  |
|                |                | 1-1/2"        | QSS050-150-304S                     | QSS050-150-316S                                  |
|                |                | 1-3/4"        | QSS050-175-304S                     | QSS050-175-316S                                  |
|                |                | 2"            | QSS050-200-304S                     | QSS050-200-316S                                  |





## Flag Sign Kit

Page 152

## Projecting Systems



Projecting Grippers

142



Projecting Wall Mount Kits

146



Wall Mounted Side Supports

148



Aluminum Projecting Gripper Kits

151



Flag Sign Kit

152

**NEW**  
Products Added




Flag Sign Brackets

153



Material Connectors

154



Projecting Rod Systems

156



Aluminum T-Sign Brackets

158



Aluminum U-Sign Brackets

160



Double L Standing Sign Base

161

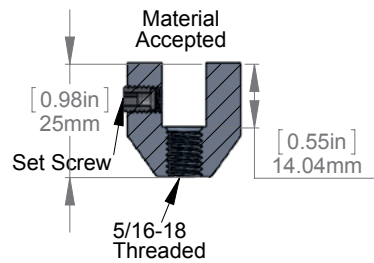
## Projecting Grippers

**Product** Projecting Grippers  
Washer Reinforcements

**Unique Features** Indoor Use Only Stainless Steel and Aluminum Anodized For double-sided viewing The sleek, neutral finishes

**Area Of Use** Malls  
Schools  
Hospitals  
Airports  
Office areas

**Additional Details** No material drilling needed. Can be used with washer reinforcement.



### 7/8" & 1" Diameter

| Diameter | Material Thickness Accepted | Aluminum Clear (A) | Aluminum Shiny (AS) | Aluminum Black (B) | Aluminum Gold (G) | Aluminum Bronze (AB) | Aluminum Titanium (T) | Stainless Steel Brushed (S) | Stainless Steel Polished (P) |
|----------|-----------------------------|--------------------|---------------------|--------------------|-------------------|----------------------|-----------------------|-----------------------------|------------------------------|
| 7/8"     | 3/16"                       | PS125A             | PS125AS             | PS125B             | PS125G            | PS125AB              | PS125T                | PS125S                      | PS125P                       |
| 7/8"     | 1/4"                        | PS250A             | PS250AS             | PS250B             | PS250G            | PS250AB              | PS250T                | PS250S                      | PS250P                       |
| 7/8"     | 3/8"                        | PS375A             | PS375AS             | PS375B             | PS375G            | PS375AB              | PS375T                | PS375S                      | PS375P                       |
| 1"       | 1/2"                        | PS500A             | PS500AS             | PS500B             | PS500G            | PS500AB              | PS500T                | PS500S                      | PS500P                       |

Drywall Hardware: combination screw HB5/16-100 and anchor ANC5, ANC5Z  
Concrete Hardware: combination screw HB5/16-100 and anchor ANC1

### Washer Reinforcement

| Diameter | Aluminum Clear (A) | Aluminum Shiny (AS) | Aluminum Black (B) | Aluminum Gold (G) | Aluminum Bronze (AB) | Aluminum Titanium (T) | Stainless Steel Brushed (S) | Stainless Steel Polished (P) |
|----------|--------------------|---------------------|--------------------|-------------------|----------------------|-----------------------|-----------------------------|------------------------------|
| 1"       | PSW100A            | PSW100AS            | PSW100B            | PSW100G           | PSW100AB             | PSW100T               | PSW100S                     | PSW100P                      |

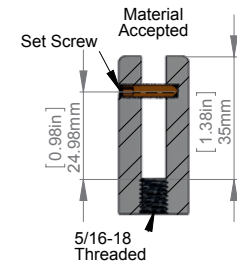
## Projecting Grippers

**Product** Projecting Grippers

**Unique Features** Indoor Use Only Stainless Steel and Aluminum Anodized For double-sided viewing The sleek, neutral finishes

**Area Of Use** Malls  
Schools  
Hospitals  
Airports  
Office areas

**Additional Details** Requires a small hole to be drilled through the material.

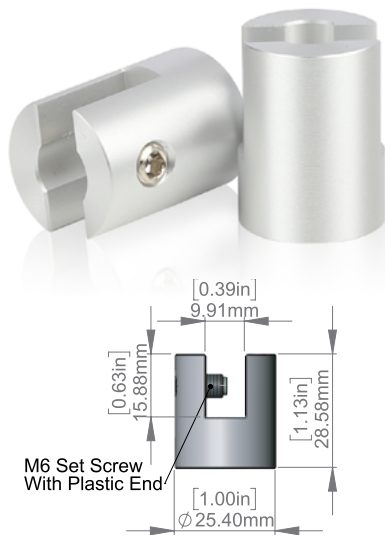


| Diameter | Material Thickness Accepted | Aluminum Clear (A) | Aluminum Shiny (AS) | Aluminum Black (B) | Aluminum Gold (G) | Aluminum Bronze (AB) | Aluminum Titanium (T) | Stainless Steel Brushed (S) | Stainless Steel Polished (P) |
|----------|-----------------------------|--------------------|---------------------|--------------------|-------------------|----------------------|-----------------------|-----------------------------|------------------------------|
| 7/8"     | 1/4"                        | PGS250A            | PGS250AS            | PGS250B            | PGS250G           | PGS250AB             | PGS250T               | PGS250S                     | PGS250P                      |
| 7/8"     | 3/8"                        | PGS375A            | PGS375AS            | PGS375B            | PGS375G           | PGS375AB             | PGS375T               | PGS375S                     | PGS375P                      |
| 7/8"     | 1/2"                        | PGS500A            | PGS500AS            | PGS500B            | PGS500G           | PGS500AB             | PGS500T               | PGS500S                     | PGS500P                      |
| 1"       | 3/4"                        | PGS750A            | PGS750AS            | PGS750B            | PGS750G           | PGS750AB             | PGS750T               | PGS750S                     | PGS750P                      |

Drywall Hardware: combination screw HB5/16-100 and anchor ANC5, ANC5Z  
Concrete Hardware: combination screw HB5/16-100 and anchor ANC1

## Projecting Grippers

- Product** | Projecting Grippers
- Unique Features** | Indoor Use Only  
Stainless Steel and Aluminum Anodized  
For double-sided viewing  
The sleek, neutral finishes
- Area Of Use** | Malls  
Schools  
Hospitals  
Airports  
Office areas
- Additional Details** | No material drilling needed.

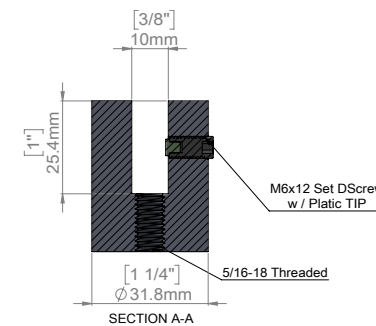


| Diameter | Material Thickness Accepted | Aluminum Clear (A) | Aluminum Shiny (AS) | Aluminum Black (B) | Aluminum Gold (G) | Aluminum Bronze (AB) | Aluminum Titanium (T) | Stainless Steel Brushed (S) | Stainless Steel Polished (P) |
|----------|-----------------------------|--------------------|---------------------|--------------------|-------------------|----------------------|-----------------------|-----------------------------|------------------------------|
| 3/4"     | 1/4"                        | HM075-100A         | HM075-100AS         | HM075-100B         | HM075-100G        | HM075-100AB          | HM075-100T            | HM075-100S                  | HM075-100P                   |
| 1"       | 3/8"                        | HM5010A            | HM5010AS            | HMS010B            | HM5010G           | HM5010AB             | HM5010T               | HM5010S                     | HM5010P                      |

Drywall Hardware: screw 2208 and anchor ANC5, ANC5Z  
Concrete Hardware: screw 2208 and anchor ANC1

## Projecting Grippers

- Product** | Projecting Grippers
- Unique Features** | Indoor Use Only  
Aluminum Chrome Polished and Satin Chrome Finishes  
For double-sided viewing  
The sleek, neutral finishes
- Area Of Use** | Malls  
Schools  
Hospitals  
Airports  
Office areas
- Additional Details** | No material drilling needed.




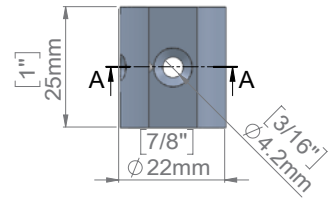
| Diameter | Thread  | Thickness Material Accepted | Aluminum Chrome Polished (CH) | Aluminum Satin Chrome (SC) |
|----------|---------|-----------------------------|-------------------------------|----------------------------|
| 1-1/4"   | 5/16-18 | 3/8"                        | SM38CH                        | SM38SC                     |

Drywall Hardware: combination screw HB5/16-100 and anchor ANC5, ANC5Z  
Concrete Hardware: combination screw HB5/16-100 and anchor ANC1



## Projecting Gripper Kits

- Product** | Set of 2 Aluminum Projecting Grippers
- Unique Features** | Indoor Use Only  
Stainless Steel and Aluminum Anodized  
For double-sided viewing  
The sleek, neutral finishes
- Area Of Use** | Malls  
Schools  
Hospitals  
Airports  
Office areas
- Additional Details** | No material drilling needed.

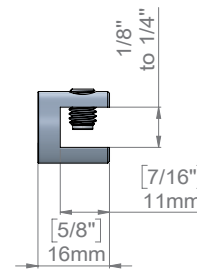


| Diameter | Material Thickness Accepted | Aluminum Clear (A) | Aluminum Shiny (AS) | Aluminum Black (B) | Aluminum Gold (G) | Aluminum Bronze (AB) | Aluminum Titanium (T) | Stainless Steel Brushed (SS) | Stainless Steel Polished (SP) |
|----------|-----------------------------|--------------------|---------------------|--------------------|-------------------|----------------------|-----------------------|------------------------------|-------------------------------|
| 7/8"     | 1/4" to 3/8"                | PS078-100A         | PS078-100AS         | PS078-100B         | PS078-100G        | PS078-100AB          | PS078-100T            | PS078-100SS                  | PS078-100SP                   |

Drywall Hardware: screw 2208 and anchor ANC5, ANC5Z  
Concrete Hardware: screw 2208 and anchor ANC1

## Projecting Gripper Kits

- Product** | Set of 2 Aluminum Projecting Grippers
- Unique Features** | Indoor Use Only  
Stainless Steel and Aluminum Anodized  
For double-sided viewing  
The sleek, neutral finishes
- Area Of Use** | Malls  
Schools  
Hospitals  
Airports  
Office areas
- Additional Details** | #6 screw and anchors included.  
No material drilling needed.



| Diameter | Material Thickness Accepted | Comments | Aluminum Clear (A) | Aluminum Shiny (AS) | Aluminum Black (B) | Aluminum Gold (G) | Aluminum Bronze (AB) | Aluminum Titanium (T) | Stainless Steel Brushed (SS) | Stainless Steel Polished (SP) |
|----------|-----------------------------|----------|--------------------|---------------------|--------------------|-------------------|----------------------|-----------------------|------------------------------|-------------------------------|
| 5/8"     | 1/8" to 1/4"                | Set of 2 | WMC058A            | WMC058AS            | WMC058B            | WMC058G           | WMC058AB             | WMC058T               | WMC058SS                     | WMC058SP                      |

Drywall Hardware: screw 2208 and anchor ANC5, ANC5Z  
Concrete Hardware: screw 2208 and anchor ANC1

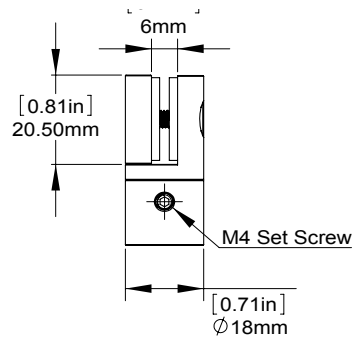
## Wall Mounted Side Support

**Product** | Wall mounted side standoff

**Unique Features** | Indoor Use Only  
Stainless Steel  
Satin Brushed  
For double-sided viewing  
The sleek, neutral finishes

**Area Of Use** | Malls  
Schools  
Hospitals  
Airports  
Office areas

**Additional Details** | Requires a small hole to be drilled through the material.



| Diameter | Material Thickness Accepted | SKU |
|----------|-----------------------------|-----|
|----------|-----------------------------|-----|

3/8"

1/4"

100.322

Drywall Hardware: screw 2216 and anchor ANC6, ANC6Z  
Concrete Hardware: screw 2216 and anchor ANC2

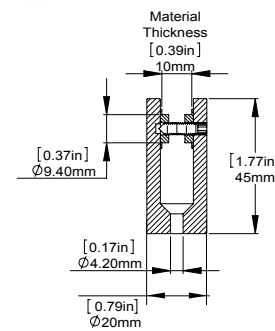
## Wall Mounted Side Support

**Product** | Wall mounted side standoff

**Unique Features** | Indoor Use Only  
Stainless Steel  
Satin Brushed  
For double-sided viewing  
The sleek, neutral finishes

**Area Of Use** | Malls  
Schools  
Hospitals  
Airports  
Office areas

**Additional Details** | Requires a small hole to be drilled through the material.



Washer acts as a barrier between material and set screw.



| Diameter | Material Thickness Accepted | SKU |
|----------|-----------------------------|-----|
|----------|-----------------------------|-----|

3/8"

3/8"

100.206

Drywall Hardware: screw 2216 and anchor ANC6, ANC6Z  
Concrete Hardware: screw 2216 and anchor ANC2

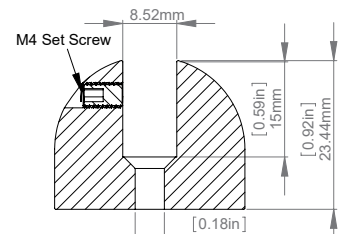
## Glass Wall Clamping Link

**Product** | Wall mounted side standoff

**Unique Features** | Indoor Use Only  
Stainless Steel  
Satin Brushed  
For double-sided viewing  
The sleek, neutral finishes

**Area Of Use** | Malls  
Schools  
Hospitals  
Airports  
Office areas

**Additional Details** | Requires (2.5mm) allen key.  
No material drilling needed.



| Diameter | Material Thickness Accepted | SKU     |
|----------|-----------------------------|---------|
| 2-1/3"   | up to 5/16"                 | 100.154 |

Drywall Hardware: screw 2216 and anchor ANC6, ANC2Z  
Concrete Hardware: screw 2216 and anchor ANC2

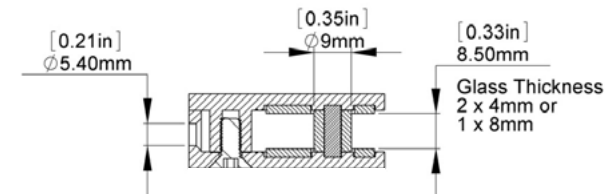
## Set of 2 Wall Clamp

**Product** | Set of 2 Wall mounted side standoffs

**Unique Features** | Indoor Use Only  
Stainless Steel  
Satin Brushed  
For double-sided viewing  
The sleek, neutral finishes


**Area Of Use** | Malls  
Schools  
Hospitals  
Airports  
Office areas

**Additional Details** | Requires M2 allen key.  
Requires a small hole to be drilled through the material.



| Material Thickness Accepted | SKU     |
|-----------------------------|---------|
| (2) 3/16" or (1) 5/16"      | 100.320 |

Drywall Hardware: screw 2216 and anchor ANC6, ANC2Z  
Concrete Hardware: screw 2216 and anchor ANC2



## Flag Sign Kit

### Includes:


- 2 x glasses 7-1/16" x 7-1/16" x 3/16"
- High grade stainless steel round bar
- 2 x point wall attachment
- Insert Sheets: clear, opaque, white

SKU: 160.304

### Art and hardware not included!

Drywall: screw 2216 and anchor ANC6, ANC6Z

Concrete: screw 2216 and anchor ANC2



**#1**  
BEST SELLER



## Flag Sign Brackets

Our Projecting Flag Sign Bracket is perfect for all your indoor applications. Set your company apart with beautiful, professional signage and show your customers that you mean business.

\* Sold Without Panel, Bracket Only

### Thickness

Material Accepted : 1/8"



SKU: 160.304-125A



SKU: 160.304-125SS




SKU: 160.304-125MB



| Diameter | Length | Thickness Material Accepted | Aluminum Clear (A) | Aluminum Matte Black (MB) | Stainless Steel Satin Brushed (SS) |
|----------|--------|-----------------------------|--------------------|---------------------------|------------------------------------|
| 3/4"     | 7-7/8" | 1/8"                        | 160.304-125A       | 160.304-125MB             | 160.304-125SS                      |


## Flag Sign Brackets

Thickness  
Material Accepted : 1/4"



| Diameter | Length | Thickness Material Accepted | Aluminum Clear (A) | Aluminum Matte Black (MB) | Stainless Steel Satin Brushed (SS) |
|----------|--------|-----------------------------|--------------------|---------------------------|------------------------------------|
| 3/4"     | 7-7/8" | 1/4"                        | 160.304-250A       | 160.304-250MB             | 160.304-250SS                      |

Thickness  
Material Accepted : 5/16"



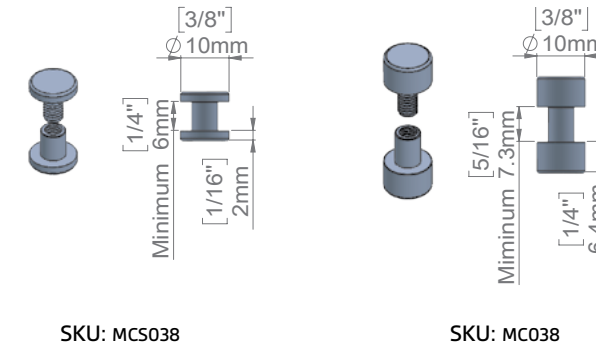


| Diameter | Length | Thickness Material Accepted | Aluminum Clear (A) | Aluminum Matte Black (MB) | Stainless Steel Satin Brushed (SS) |
|----------|--------|-----------------------------|--------------------|---------------------------|------------------------------------|
| 3/4"     | 7-7/8" | 5/16"                       | 160.304-375A       | 160.304-375MB             | 160.304-375SS                      |

## Material Connectors

For Indoor Use Only

- Designed from high quality stainless steel and aluminum
- Designed for flat material signs
- 3 Finishes
- 1/4" To 1/2" thick, material accepted



| Diameter | Mounting Diameter | Material Thickness Accepted | Head              | Aluminum Clear (A) | Aluminum Black (B) | Stainless Steel Satin Brushed (S) |
|----------|-------------------|-----------------------------|-------------------|--------------------|--------------------|-----------------------------------|
| 3/8"     | 1/4"              | 5/16" to 1/2"               | Flat 1/4" Thick.  | MC038A             | MC038B             | MC038S                            |
| 3/8"     | 1/4"              | 1/4" to 3/8"                | Flat 1/16" Thick. | MCS038A            | MCS038B            | MCS038S                           |
| 1/2"     | 3/8"              | 3/16" to 5/16"              | Flat 1/16" Thick. | N/A                | N/A                | 100.020                           |

## Projecting Rod Systems 3/8" Diameter

For Indoor Use Only

- 3/8" Diameter Arm (2x)
- 2 Point wall attachment
- 4 Forks for material up to 5/16" Thick.
- Screws and Anchors included
- Acrylic not included

**Optional:**

- Set of (2) 3 Hole Mounting Plate
- Set of (2) End balls

**PATENT PENDING**



| Description   | Diameter | Mounting Diameter | Material Thickness Accepted | Material Width Accepted | Aluminum Clear (A) | Aluminum Matte Black (MB) |
|---|----------|-------------------|-----------------------------|-------------------------|--------------------|---------------------------|
| Set of 2 Projection Rods<br>2 Mounting and<br>4 Panel Grippers,<br>Sold Without Acrylic | 3/8"     | 1"                | Up to 5/16"                 | Up to 8"                | RPS8A              | RPS8MB                    |
|   |          |                   |                             | Up to 12"               | RPS12A             | RPS12MB                   |
|   |          |                   |                             | Up to 16"               | RPS16A             | RPS16MB                   |
|   |          |                   |                             | Up to 20"               | RPS20A             | RPS20MB                   |
|   |          |                   |                             | Up to 24"               | RPS24A             | RPS24MB                   |
| (2) Mounting Plates with 3 Holes  | 1-15/16" | 1-15/16"          | N/A                         | N/A                     | RPSWMA             | RPSWMMB                   |
| (2) End Ball for Rod  | 5/16"    | 3/8"              | N/A                         | N/A                     | ROD310-REA         | ROD310-REMB               |

Drywall Hardware: screw 2216 and anchor ANC6, ANC6Z  
Concrete Hardware: screw 2216 and anchor ANC2

**Optional:**



**Set of (2)  
3 Hole Mounting Plates**

SKU: RPSWM\*



**Set of (2)  
End balls**

SKU: ROD310-RE\*

## Projecting Rod Systems 3/8" Diameter

For Indoor Use Only

**PATENT PENDING**

**Optional:  
3 Hole Mounting Plates**

## Aluminum T-Sign Brackets


Our aluminum sign T-Brackets are constructed of high-quality materials and provide the sturdy support you need to secure your project. We have a variety of lengths and finishes that can hold either 1/8" or 1/4" material thickness. You can mount the sign brackets to most surfaces to help point people in the right direction.

\* 4 mounting points per bracket.

Art and hardware not included!

Drywall: screw 2216 and anchor ANC6, ANC6Z

Concrete: screw 2216 and anchor ANC2



**#1  
BEST SELLER**



## Aluminum T-Sign Brackets



| Length | Material Thickness Accepted | Aluminum Clear (A) | Aluminum Polished (AP) | Aluminum Matte Black (MB) |
|--------|-----------------------------|--------------------|------------------------|---------------------------|
| 2"     | 1/4"                        | ASB14-2A           | ASB14-2AP              | ASB14-2MB                 |
|        | 1/8"                        | ASB18-2A           | ASB18-2AP              | ASB18-2MB                 |
| 4"     | 1/4"                        | ASB14-4A           | ASB14-4AP              | ASB14-4MB                 |
|        | 1/8"                        | ASB18-4A           | ASB18-4AP              | ASB18-4MB                 |
| 6"     | 1/4"                        | ASB14-6A           | ASB14-6AP              | ASB14-6MB                 |
|        | 1/8"                        | ASB18-6A           | ASB18-6AP              | ASB18-6MB                 |
| 8"     | 1/4"                        | ASB14-8A           | ASB14-8AP              | ASB14-8MB                 |
|        | 1/8"                        | ASB18-8A           | ASB18-8AP              | ASB18-8MB                 |
| 10"    | 1/4"                        | ASB14-10A          | ASB14-10AP             | ASB14-10MB                |
|        | 1/8"                        | ASB18-10A          | ASB18-10AP             | ASB18-10MB                |
| 12"    | 1/4"                        | ASB14-12A          | ASB14-12AP             | ASB14-12MB                |
|        | 1/8"                        | ASB18-12A          | ASB18-12AP             | ASB18-12MB                |
| 18"    | 1/4"                        | ASB14-18A          | ASB14-18AP             | ASB14-18MB                |
|        | 1/8"                        | ASB18-18A          | ASB18-18AP             | ASB18-18MB                |
| 24"    | 1/4"                        | ASB14-24A          | ASB14-24AP             | ASB14-24MB                |
|        | 1/8"                        | ASB18-24A          | ASB18-24AP             | ASB18-24MB                |

\* Sold with 2x M6x10mm and 2x M6x4mm set screws

36" and above, bracket does not come pre-drilled or pre-tapped and without set screws.

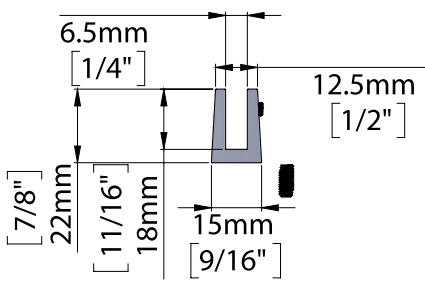


| Length | Material Thickness Accepted | Aluminum Clear (A) | Aluminum Polished (AP) | Aluminum Matte Black (MB) |
|--------|-----------------------------|--------------------|------------------------|---------------------------|
| 36"    | 1/4"                        | ASB14-36A          | ASB14-36AP             | ASB14-36MB                |
|        | 1/8"                        | ASB18-36A          | ASB18-36AP             | ASB18-36MB                |
| 48"    | 1/4"                        | ASB14-48A          | ASB14-48AP             | ASB14-48MB                |
|        | 1/8"                        | ASB18-48A          | ASB18-48AP             | ASB18-48MB                |
| 96"    | 1/4"                        | ASB14-96A          | ASB14-96AP             | ASB14-96MB                |
|        | 1/8"                        | ASB18-96A          | ASB18-96AP             | ASB18-96MB                |

## Aluminum U-Sign Brackets

For Indoor Use Only

Our aluminum sign U-Brackets are constructed of high-quality materials and provide the sturdy support you need to secure your project. We have a variety of lengths and finishes holds 1/4" material thickness. You can mount the sign brackets to most surfaces to help point people in the right direction.



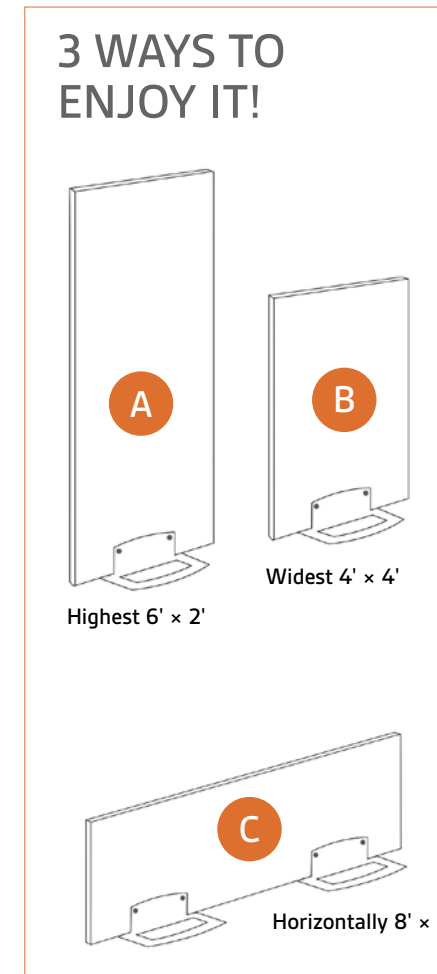

| Length | Material Thickness Accepted | Aluminum Clear (A) | Aluminum Polished (CH) | Aluminum Matte Black (MB) |
|--------|-----------------------------|--------------------|------------------------|---------------------------|
| 2"     | 1/4"                        | APM14-2A           | APM14-2CH              | APM14-2MB                 |
| 3"     | 1/4"                        | APM14-3A           | APM14-3CH              | APM14-3MB                 |
| 4"     | 1/4"                        | APM14-4A           | APM14-4CH              | APM14-4MB                 |
| 6"     | 1/4"                        | APM14-6A           | APM14-6CH              | APM14-6MB                 |
| 8"     | 1/4"                        | APM14-8A           | APM14-8CH              | APM14-8MB                 |

## Double L Standing Sign Base

For Indoor Use Only

Use This Beautifully Designed Standing Sign Base to Create an Incredible and Portable Sign Display!

- Maximum panel thickness accepted: 3/4"
- Sizes: 14" x 14" x 4"
- Weight: 3.6 lbs
- SKU: PS370




### Installation

1. Unscrew the caps from the base and remove the steel retaining panel. Place your material against the sign base and thread your screws through your material.
2. Place the steel retaining panel on the other side of your material, slide the screws through, and tighten the caps until snug.
3. Take a step back and admire your gorgeous display!





## Suspended Systems

|   |   |   |   |   |   |            |
|---|---|---|---|---|---|------------|
|    | <b>Suspended Systems Selection Guide</b>  | <b>164</b>  |    | <b>Ceiling Mount Suspended System Kits with Forks</b>                                 | <b>174</b>                                    |            |
|    | <b>Self-Gripping Ceiling Mounted Aluminum Suspended System</b>                        | <b>166</b>  |    | <b>Ceiling Mount Suspended System Kits with Hooks</b>                                 | <b>175</b>                                    |            |
|    | <b>Self-Gripping Ceiling Mounted Aluminum Suspended System</b>                        | <b>167</b>  |    | <b>Suspended System Parts</b>   | <b>176</b>                                    |            |
|    | <b>Suspended Double Cable Kits</b>  | <b>168</b>  |   | <b>Suspended Rod Kits</b>   | <b>180</b>                                    |            |
|  | <b>Suspended Single Cable Kits</b>  | <b>169</b>  |  | <b>Rod Banner Hanger</b>  | <b>182</b>                                    |            |
|  | <b>Drop Ceiling Suspended System Kits</b>   | <b>171</b>  |  | <b>Hooks for Stainless Steel and Nylon Cable</b>                                      | <b>183</b>                                    |            |
| <b>NEW</b><br>Products Added  |  | <b>Top Mount Wire Suspension Kits for Signage</b> | <b>172</b>  |  | <b>Sign Hangers for Panels &amp; Brackets</b> | <b>184</b> |
| <b>NEW</b><br>Products Added  |  | <b>Wire Suspension Kits for Signage</b>           | <b>173</b>  |   |   |            |


# AFFORDABLE SUSPENDED SYSTEM KITS

# PREMIUM SUSPENDED SYSTEM KITS



Self-Gripping Ceiling Mounted Aluminum Suspended System Kit

Set of 2 Kit Hardware Not Included



Available in Brass Steel


Weight Load: 55 lbs (25 Kg) per Steel Cable (When Properly Installed)

Page 164



Suspended Single Cable Kits

Set of 1 Kit Hardware Included



Available in Aluminum & Stainless Steel

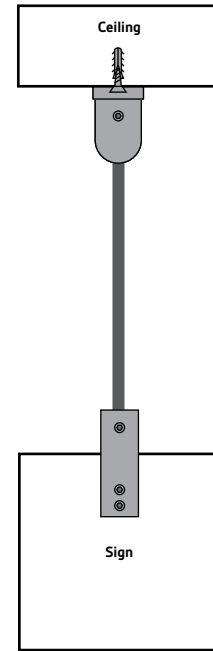
Weight Load: 55 lbs (25 Kg) per Steel Cable (When Properly Installed)

Page 167



Suspended Single Cable Kits

Set of 1 Kit Hardware included



Available in Stainless Steel

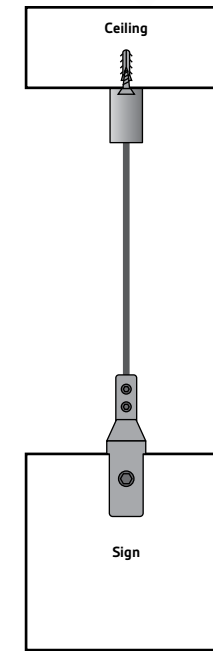
Weight Load: 55 lbs (25 Kg) per Steel Cable (When Properly Installed)

Page 168



Suspended Double Cable Kits

Set of 2 Kit Hardware included



Available in Aluminum & Stainless Steel

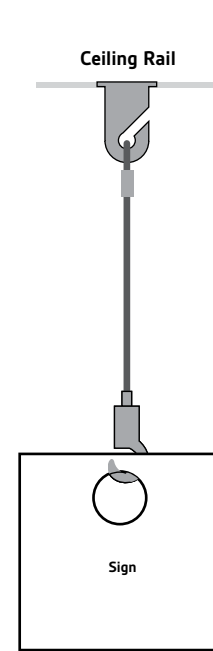
Weight Load: 55 lbs (25 Kg) per Steel Cable (When Properly Installed)

Page 166



Ceiling Mount Suspended System Kits with Hooks

Set of 2 Kit Hardware Not Required



Available in Stainless Steel


Weight Load: 55 lbs (25 Kg) per Steel Cable (When Properly Installed)

Page 173



Self-Gripping Ceiling Mounted Aluminum Suspended System

Set of 2 Kit Hardware included



Available in Aluminum & Stainless Steel


Weight Load: 55 lbs (25 Kg) per Steel Cable (When Properly Installed)

Page 165



Drop Ceiling Suspended System Kits

Set of 2 Kit Hardware included



Available in Aluminum


Weight Load: 55 lbs (25 Kg) per Steel Cable (When Properly Installed)

Page 169



Top Mount Wire Suspension Kits for Signage

Set of 1 & 2 Kit Hardware Included



Available in Aluminum

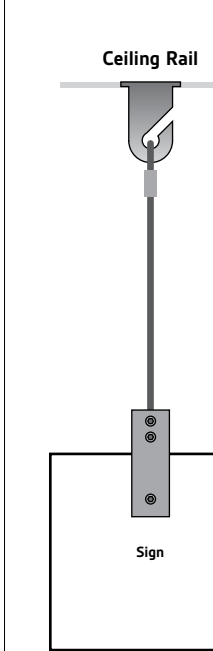
Weight Load: 55 lbs (25 Kg) per Steel Cable (When Properly Installed)

Page 170



Wire Suspension Kits for Signage

Set of 2 Kit Hardware Not Included



Available in Aluminum

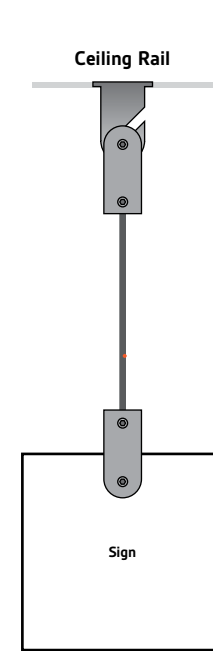
Weight Load: 55 lbs (25 Kg) per Steel Cable (When Properly Installed)

Page 171



Ceiling Mount Suspended System Kits with Forks

Set of 2 Kit Hardware included



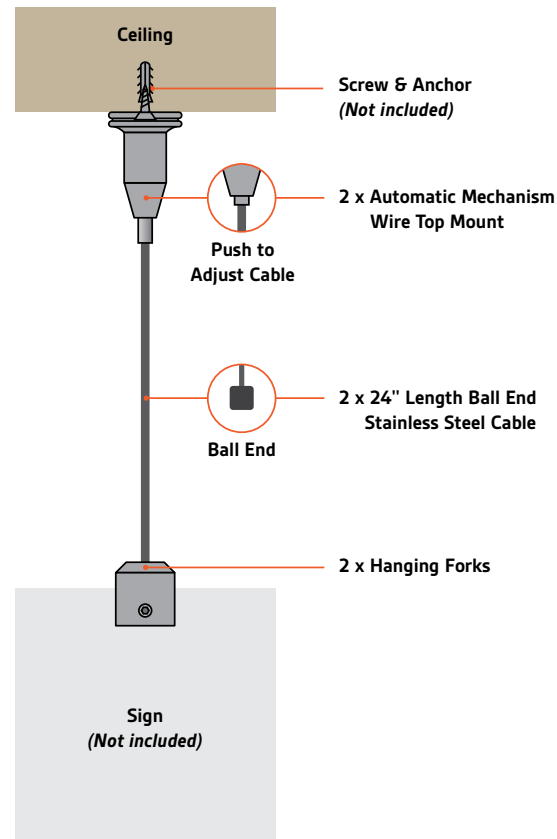
Available in Aluminum & Stainless Steel

Weight Load: 55 lbs (25 Kg) per Steel Cable (When Properly Installed)

Page 172

## Self-Gripping Ceiling Mounted Aluminum Suspended System

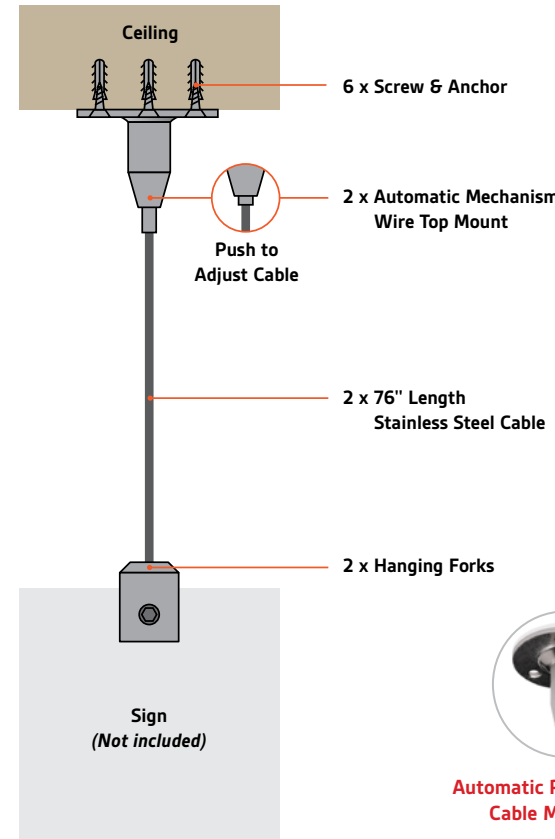
- Product**
  - 2 x Ceiling Mounts
  - 2 x Cables
  - 2 x Hanging Forks
- Unique Features**
  - Indoor Use Only
  - Automatic push to adjust mechanism
- Area Of Use**
  - Signage
  - Wayfinder
  - Display
  - Advertising
- Additional Details**
  - Hardware Not Included



| Cable Length | Material Thickness Accepted | Brass Steel |
|--------------|-----------------------------|-------------|
| 24"          | 1/4"                        | SUSKIT1     |

## Self-Gripping Ceiling Mounted Aluminum Suspended System

- Product**
  - 2 x Ceiling Mounts
  - 2 x Cables
  - 2 x Hanging Forks
- Unique Features**
  - Indoor Use Only
  - 2 Different Materials
  - 2 Different Finishes
  - Automatic push to adjust mechanism
- Area Of Use**
  - Signage
  - Wayfinder
  - Display
  - Advertising
- Additional Details**
  - Hardware Included



| Cable Length | Material Thickness Accepted | Aluminum Clear (A) | Stainless Steel Satin Brushed (SS) |
|--------------|-----------------------------|--------------------|------------------------------------|
| 76"          | 1/8" to 5/16"               | ACA1660-K2         | SCA1660-K2                         |




## Suspended Double Cable Kits

**Product**  
 2 x Ceiling Mounts  
 2 x Cables  
 2 x Hanging Forks

**Unique Features**  
 Indoor  
 2 Different Finishes  
 Clear  
 Black

**Area Of Use**  
 Signage  
 Wayfinder  
 Display  
 Advertising

**Additional Details**  
 Hardware Included



| Cable Length | Material Thickness Accepted | Aluminum Clear (A) | Aluminum Matte Black (MB) |
|--------------|-----------------------------|--------------------|---------------------------|
| 36"          | 0 to 1/4"                   | SUSKIT2A           | SUSKIT2MB                 |


## Suspended Single Cable Kit

**Product**  
 1 x Ceiling Mounts  
 1 x Cables  
 1 x Hanging Forks

**Unique Features**  
 Indoor Use Only  
 2 Different Materials  
 2 Different Finishes

**Area Of Use**  
 Signage  
 Wayfinder  
 Display  
 Advertising

**Additional Details**  
 Included Hardware



| Cable Length | Material Thickness Accepted | Aluminum Clear (A) | Stainless Steel Satin Brushed (SS) |
|--------------|-----------------------------|--------------------|------------------------------------|
| 78"          | minimum 1/8" maximum 5/16"  | ACG1902            | SCG1902                            |


## Suspended Single Cable Kit

**Product**  
1 x Ceiling Mount  
1 x Cable  
1 x Hanging Fork

**Unique Features**  
Indoor  
Heavy Duty

**Area Of Use**  
Signage  
Wayfinder  
Display  
Advertising

**Additional Details**  
Hardware included



| Cable Length | Material Thickness Accepted | Heavy Duty Aluminum Clear (A) |
|--------------|-----------------------------|-------------------------------|
| 78"          | 1/8" to 5/16"               | ACG1902HD                     |
| 78"          | 1/8" to 1/2"                | ACG31902                      |


## Drop Ceiling Suspended System Kits

**Product**  
2 x Ceiling Mount  
2 x Cable  
2 x Hanging Forks

**Unique Features**  
Indoor  
2 Different Cable Lengths

**Area Of Use**  
Signage  
Wayfinder  
Display  
Advertising

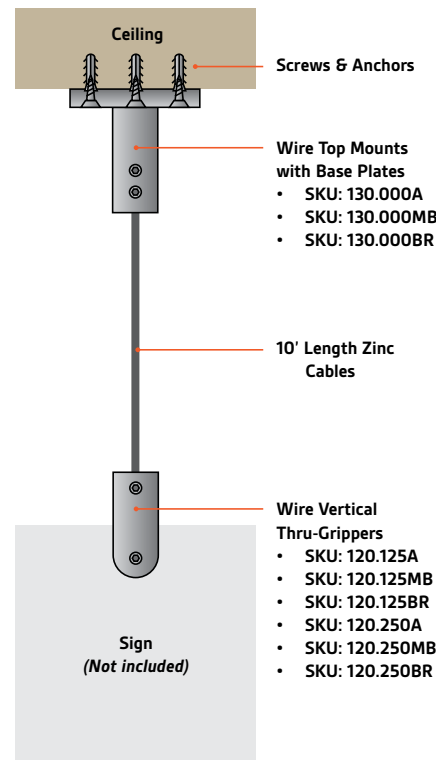
**Additional Details**  
Sold as Set of 2 Kits



| Cable Length | Material Thickness Accepted | Aluminum Clear (A) |
|--------------|-----------------------------|--------------------|
| 120"         | 1/8" to 5/16"               | 100.207-K1         |
| 190"         | 1/8" to 5/16"               | 100.207-K2         |

## Top Mount Wire Suspension Kits for Signage

- Product**
- Ceiling Mounts
  - 10' Cables
  - Hanging Forks
  - Screws & Anchors
- Unique Features**
- Indoor
  - Light Duty
  - Heavy Duty
- Area Of Use**
- Signage
  - Wayfinder
  - Display
  - Advertising
- Additional Details**
- Cut your cable to fit your display.
  - Requires 3/32" allen key (SKU: ALLENK3/32)



### Set of 1 Kits




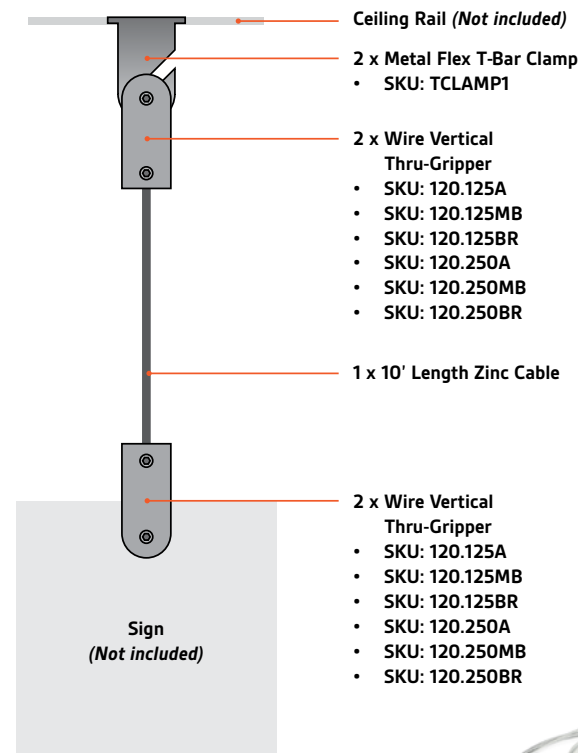
### Set of 2 Kits



| Set of                  | Cable Length | Material Thickness Accepted | Aluminum Clear (A) | Aluminum Matte Black (MB) | Aluminum Champagne (BR) |
|-------------------------|--------------|-----------------------------|--------------------|---------------------------|-------------------------|
| 1 x (no hardware)       | 10'          | 1/8"                        | 130.125A           | 130.125MB                 | 130.125BR               |
|                         | 10'          | 1/4"                        | 130.250A           | 130.250MB                 | 130.250BR               |
| 2 x (hardware included) | 10'          | 1/8"                        | 130.125A-KIT       | 130.125MB-KIT             | 130.125BR-KIT           |
|                         | 10'          | 1/4"                        | 130.250A-KIT       | 130.250MB-KIT             | 130.250BR-KIT           |

## Wire Suspension Kits for Signage

- Product**
- 2 x TClamp1
  - 2 x Ceiling Mount
  - 1 x 10' Cable
  - 4 x Hanging Forks
- Unique Features**
- Indoor
  - Light Duty
  - Heavy Duty
- Area Of Use**
- Signage
  - Wayfinder
  - Display
  - Advertising
- Additional Details**
- Cut your cable to fit your display.
  - Requires 3/32" allen key (SKU: ALLENK3/32)




| Cable Length | Material Thickness Accepted | Aluminum Clear (A) | Aluminum Matte Black (MB) | Aluminum Champagne (BR) |
|--------------|-----------------------------|--------------------|---------------------------|-------------------------|
| 10'          | 1/8"                        | TCLAMP1-125A       | TCLAMP1-125MB             | TCLAMP1-125BR           |
| 10'          | 1/4"                        | TCLAMP1-250A       | TCLAMP1-250MB             | TCLAMP1-250BR           |

## Ceiling Mount Suspended System Kits with Forks

- Product**
- 2 x TClamps
  - 2 x Cables
  - 2 x Hanging Forks
- Unique Features**
- Indoor
  - 4 Different Cable Lengths
  - 6 Different Finishes
  - 2 Different Weight Loads
- Area Of Use**
- Signage
  - Wayfinder
  - Display
  - Advertising
- Additional Details**
- Goes thru material M4x10mm set screw



### What's Included



| Cable Length | Material Thickness Accepted | Aluminum Clear (AK) | Aluminum Shiny (ASK) | Aluminum Black (BK) | Aluminum Gold (GK) | Aluminum Champagne (BR) | Stainless Steel Satin Brushed (SSK) |
|--------------|-----------------------------|---------------------|----------------------|---------------------|--------------------|-------------------------|-------------------------------------|
| 48"          | 1/4"                        | SHC-48-AK           | SHC-48-ASK           | SHC-48-BK           | SHC-48-GK          | SHC-48-BR               | SHC-48-SSK                          |
| 72"          |                             | SHC-72-AK           | SHC-72-ASK           | SHC-72-BK           | SHC-72-GK          | SHC-72-BR               | SHC-72-SSK                          |
| 96"          |                             | SHC-96-AK           | SHC-96-ASK           | SHC-96-BK           | SHC-96-GK          | SHC-96-BR               | SHC-96-SSK                          |
| 120"         |                             | SHC-120-AK          | SHC-120-ASK          | SHC-120-BK          | SHC-120-GK         | SHC-120-BR              | SHC-120-SSK                         |

M4 or 2mm allen key needed

## Ceiling Mount Suspended System Kits with Hooks

- Product**
- 2 x TClamps
  - 2 x Cables
  - 2 x Hanging Hooks
- Unique Features**
- Indoor
  - 4 Different Cable Lengths
  - Self Locking
- Area Of Use**
- Signage
  - Wayfinder
  - Display
  - Advertising
- Additional Details**
- While pressing down the button on the top of the hook, simply thread the cable through the hook, and release the button when at the desired length.



### What's Included



| Cable Length | Cable Diameter | Stainless Steel (SS) |
|--------------|----------------|----------------------|
| 48"          | 1/16"          | SK15-48              |
| 72"          |                | SK15-72              |
| 96"          |                | SK15-96              |
| 120"         |                | SK15-120             |

## Suspended System Parts

### Ceiling Mounts



SKU: 100.268



SKU: 100.268A  
SKU: 100.268B  
SKU: 100.268G



SKU: 110.000



SKU: 110.100



SKU: 100.383  
SKU: 100.385  
SKU: 100.391

| Finish  | Cable Grip Method                  | Diameter | Cable Diameter | SKU             |
|---|------------------------------------|----------|----------------|-----------------|
| Satin Brushed   | Tightening Set Screw               | 5/8"     | 1/8"           | 100.268         |
| Anodized Aluminum   | Tightening Set Screw               | 5/8"     | 1/8"           | 100.268A/B/AS/G |
| Nickel  | Self-Gripping                      | N/A      | 1/8"           | 110.000         |
| Nickel  | Self-Gripping for Aluminum Profile | N/A      | 1/8"           | 110.100         |
| Stainless Steel Cable Diameter: 1/16" Length 9' 10" (118"). Maximum weight supported: 55 lbs (25 kg)  |                                    |          |                | 100.383         |
| Stainless Steel Cable Diameter: 1/16" Length 16' 4" (196"). Maximum weight supported: 55 lbs (25 kg)  |                                    |          |                | 100.385         |
| Galvanized Steel Cable: 1/16" Length 6' (72"). Maximum weight supported: 55 lbs (25 kg)               |                                    |          |                | 100.390         |
| Galvanized Steel Cable Diameter: 1/16" Length 16' 4" (196"). Maximum weight supported: 55 lbs (25 kg) |                                    |          |                | 100.391         |



### Aluminum T-Clamp

| Material | Finish              | SKU    |
|----------|---------------------|--------|
| Aluminum | Steel Painted White | TCLAMP |

\* Use Tclamp to attach to drop ceiling. Then flip hanging fork upside down to attach to clamp or use looper cable.



### Aluminum T-Clamp

| Material | Finish              | SKU     |
|----------|---------------------|---------|
| Aluminum | Steel Painted White | TCLAMP1 |

\* Use Tclamp to attach to drop ceiling. Then flip hanging fork upside down to attach to clamp or use looper cable.



### Acrylic T-Clamp

| Material | Finish        | SKU     |
|----------|---------------|---------|
| Plastic  | Clear Acrylic | TCLAMP2 |

\* Use Tclamp to attach to drop ceiling. Then flip hanging fork upside down to attach to clamp or use looper cable.

## Suspended System Parts



### Wire Top Mount With Base Plates

| Diameter | Cable Diameter | Height  | Aluminum Clear (A) | Aluminum Matte Black (MB) | Aluminum Champagne (BR) |
|----------|----------------|---------|--------------------|---------------------------|-------------------------|
| 2"       | 1/16"          | 1-3/16" | 130.000A           | 130.000MB                 | 130.000BR               |



NEW

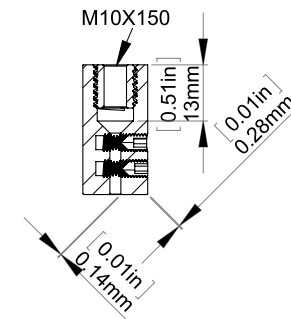


NEW



NEW

Drywall Hardware: screw 2208 and anchor ANC5, ANC5Z  
Concrete Hardware: screw 2208 and anchor ANC1



Aluminum Clear (A)



Aluminum Shiny (AS)



Aluminum Black (B)



Aluminum Gold (G)



Aluminum Champagne (BR)



Stainless Steel Brushed (SS)

### Ceiling Mounted Material Holders

| Diameter | Cable Diameter | Mounting Diameter | Aluminum Clear (A) | Aluminum Shiny (AS) | Aluminum Black (B) | Aluminum Gold (G) | Aluminum Champagne (BR) | Stainless Steel Brushed (SS) |
|----------|----------------|-------------------|--------------------|---------------------|--------------------|-------------------|-------------------------|------------------------------|
| 5/8"     | 1/16"          | 3/8"              | 100.268A           | 100.268AS           | 100.268B           | 100.268G          | 100.268BR               | 100.268                      |

Drywall Hardware: screw 2208 and anchor ANC5, ANC5Z  
Concrete Hardware: screw 2208 and anchor ANC1



## Suspended System Parts



**Looped Nylon Cable**

| Diameter | Length: 48" | Length: 72" | Length: 96" | Length: 120" |
|----------|-------------|-------------|-------------|--------------|
| 1/16"    | NHC-48      | NHC-72      | NHC-96      | NHC-120      |



**Stainless Steel Cable**

| Diameter | Length        | SKU     |
|----------|---------------|---------|
| 1/16"    | 9' 10" (118") | 100.383 |
|          | 16' 4" (196") | 100.385 |

**Steel Wire Cutter**



Our heavy duty Cable Cutter is designed to cut high tensile strength wires and cables up to 3/16" (3mm) in diameter. Optimal to avoid cables fraying.

SKU: CABLECUTTER



**Looped Stainless Steel Cable**

| Diameter | Length: 48" | Length: 72" | Length: 96" | Length: 120" |
|----------|-------------|-------------|-------------|--------------|
| 1/16"    | SHC-48      | SHC-72      | SHC-96      | SHC-120      |



**Galvanized Steel Cable**

| Diameter | Length        | SKU       |
|----------|---------------|-----------|
| 1/16"    | 6' (72")      | 100.390   |
|          | 16' 4" (196") | 100.391   |
|          | 10,500ft      | GC116-43* |

\* Special Order Item



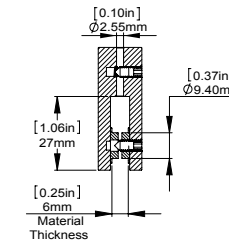

## Suspended System Parts



**Vertical Thru-Bolt Gripper**

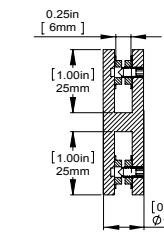
| Diameter | Cable Diameter | Height | Material Thickness Accepted | Aluminum Clear (A) | Aluminum Matte Black (MB) | Aluminum Champagne (BR) |
|----------|----------------|--------|-----------------------------|--------------------|---------------------------|-------------------------|
| 5/8"     | 1/16"          | 1-3/8" | 3/16"                       | 120.125A           | 120.125MB                 | 120.125BR               |
|          | 1/16"          | 1-3/8" | 1/4"                        | 120.250A           | 120.250MB                 | 120.250BR               |

**Hanging Forks**



| Diameter | Cable Diameter | Mounting Diameter | Material Thickness Accepted | Aluminum Clear (A) | Aluminum Shiny (AS) | Aluminum Black (B) | Aluminum Gold (G) | Aluminum Champagne (BR) | Stainless Steel Brushed (SS) |
|----------|----------------|-------------------|-----------------------------|--------------------|---------------------|--------------------|-------------------|-------------------------|------------------------------|
| 5/8"     | 1/16"          | 3/8"              | 1/4"                        | 100.267A           | 100.267AS           | 100.267B           | 100.267G          | 100.267BR               | 100.267                      |
|          | 1/16"          | 3/8"              | 5/16"                       | 100.287A           | 100.287AS           | 100.287B           | 100.287G          | N/A                     | 100.287                      |
|          | 1/16" to 1/8"  | 3/8"              | 3/8"                        | N/A                | N/A                 | N/A                | N/A               | N/A                     | 100.207                      |

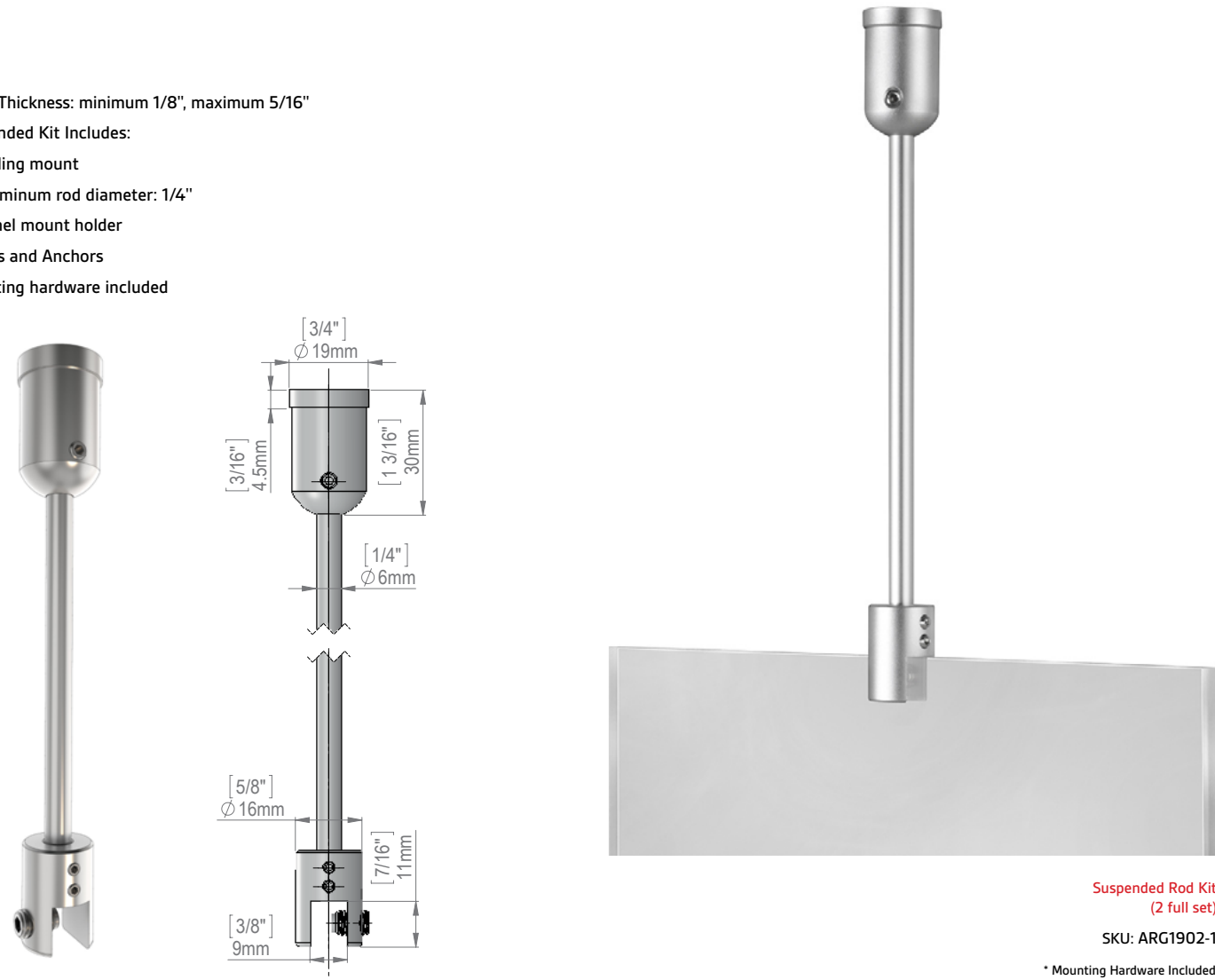
**Double Sided Hanging Forks**



| Diameter | Cable Diameter | Mounting Diameter | Material Thickness Accepted | Aluminum Clear (A) | Aluminum Shiny (AS) | Aluminum Black (B) | Aluminum Gold (G) | Aluminum Champagne (BR) | Brushed Stainless Steel (SS) |
|----------|----------------|-------------------|-----------------------------|--------------------|---------------------|--------------------|-------------------|-------------------------|------------------------------|
| 5/8"     | N/A            | 3/8"              | 1/4"                        | 100.269A           | 100.269AS           | 100.269B           | 100.269G          | 100.269BR               | 100.269                      |

## Suspended Rod Kits

- Panel Thickness: minimum 1/8", maximum 5/16"
- Suspended Kit Includes:
- (1) Ceiling mount
- (1) Aluminum rod diameter: 1/4"
- (1) Panel mount holder
- Screws and Anchors
- Mounting hardware included





Suspended Rod Kit  
(2 full set)  
SKU: ARG1902-1  
\* Mounting Hardware Included.  
\* Sold without the acrylic.

| Length | Aluminum Clear                  |
|--------|---------------------------------|
| 3'     | ARG1902-1                       |
| 4'11"  | ARG1902-2 (Stainless Steel Rod) |
| 6'     | ARG1902-3                       |
| 9'     | ARG1902-4                       |

| Length | Stainless Steel |
|--------|-----------------|
| 3'     | SRG1902-1       |
| 4'11"  | SRG1902-2       |
| 6'     | SRG1902-3       |
| 9'     | SRG1902-4       |

### Accessories

| Description  | SKU       |
|--|-----------|
|  Nut and Ceiling Support For Ceiling Rod Suspended Aluminum Kit (Sold without Rod) | ARG1902EP |
|  Nut Support (Threaded M4) For Ceiling Rod Suspended Aluminum Kit                 | ARG1902N  |

## Suspended Rod Kits

### Banner Mounts and Rods



| Description               | Diameter | Cable Diameter | Aluminum Clear (A) | Stainless Steel Satin Brushed (S) |
|---------------------------|----------|----------------|--------------------|-----------------------------------|
| Rod Cable / Rod Connector | 5/8"     | 1/16"          | SR063A             | SR063                             |
| 36" Rod Threaded Each end | 1/4"     | 1/16"          | ROD3A              | ROD3                              |

## Rod Banner Hanger

- Easy to use design for quick installation every time
- Contemporary styling
- A variety of applications



SKU: SA1600A



SKU: ASA1724

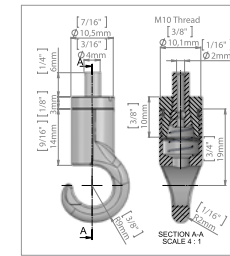
| Description  | Diameter | Aluminum Clear (A) | Stainless Steel Satin Brushed (SS) |
|--|----------|--------------------|------------------------------------|
|  Rod Ceiling Mount   | 5/8"     | 100.363            | 100.363-R<br>100.363-SR            |
|  Wall Mount         | 11/16"   | ASA1724            | SSA1724                            |
|  Rod                 | 1/4"     | ROD3A              | ROD3                               |
|  Junction Part     | 7/8"     | SA1600A            | N/A                                |
|  36" Pipe | 5/8"     | PIPE-16A           | N/A                                |



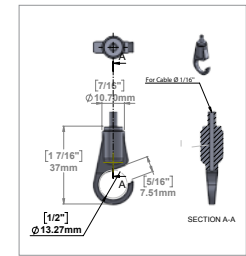
## Hooks for Stainless Steel and Nylon Cable



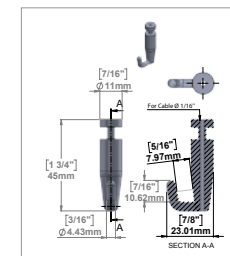
SKU: H103NK



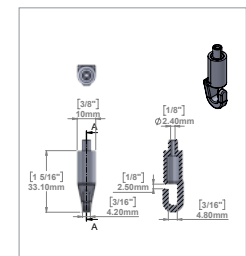
SKU: GH0012



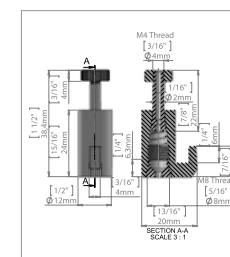
SKU: H104NK



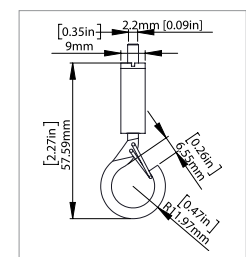
SKU: GH0013



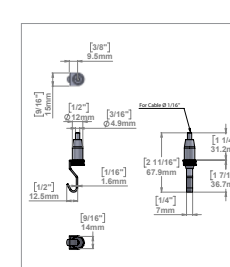
SKU: H105NK



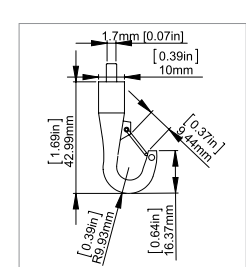
SKU: GH0014



SKU: SGH100



SKU: GH0015



| Finish | Use                                   | Diameter       | Strength     | Use                                   |
|--------|---------------------------------------|----------------|--------------|---------------------------------------|
| Nickle | Ball End, Cobra Cable, "P" Hook Cable | 3/64" to 1/16" | 15 lbs (6kg) | Classic Rail, Ceiling Rail, Easy Rail |

## Sign Hangers for Panels & Brackets



### Sooper Sign Hanger

- Bolts through sign
- Clean Finish look



| Dimensions | Material Thickness | Stainless Steel Mill | Aluminum White Coated |
|------------|--------------------|----------------------|-----------------------|
| 1" x 3"    | 1/2"               | 29511-500            | 29511-500W            |
|            | 3/4"               | 29511-750            | 29511-750W            |

## Sign Hangers for Panels & Brackets

### Sooper Center Brackets


- Mount Solid Substrate between post or off wall
- Can use Sooper Center Brackets for added strength
- Aluminum White Powder Coated finish will not rust



| Dimensions                  | Material Thickness | Aluminum White Coated |
|-----------------------------|--------------------|-----------------------|
| 2" H x 2-5/16" W x 1-1/2" D | 1/4"               | CBA9025W              |
| 2" H x 2-1/2" W x 1-1/2" D  | 1/2"               | CBA9050W              |
| 2" H x 2-3/4" W x 1-1/2" D  | 3/4"               | CBA9075W              |

### Sooper U Brackets

- This U shaped end bracket utilized on a wall, desktop or ceiling is quite versatile
- For use in all sorts of different mounting applications



| Dimensions                   | Material Thickness | Steel Zinc Coated | Aluminum White Coated |
|------------------------------|--------------------|-------------------|-----------------------|
| 2" H x 2-5/16" W x 1-9/16" D | 1/4"               | UB025Z            | UB025W                |
| 2" H x 2-1/2" W x 1-9/16" D  | 1/2"               | UB050Z            | UB050W                |
| 2" H x 2-3/4" W x 1-9/16" D  | 3/4"               | UB075Z            | UB075W                |



# Cable / Rod Systems

|   |   |            |   |   |            |
|---|---|------------|---|---|------------|
|    | <b>Signature Cable Systems</b>              | <b>188</b> |    | <b>Row by Row Attached Cable System</b> | <b>208</b> |
|    | <b>Cable Kits</b>                           | <b>190</b> |    | <b>Row Attached Cable System</b>        | <b>209</b> |
|    | <b>Rod Kits</b>                             | <b>195</b> |    | <b>LED Poster Holder</b>                | <b>210</b> |
|    | <b>Panel Grips for Cable Kits</b>           | <b>200</b> |    | <b>1/4" Rod Sign Holder</b>             | <b>212</b> |
|  | <b>Panel Grips for Cable &amp; Rod Kits</b> | <b>202</b> |  | <b>1/4" Rod Accessories</b>             | <b>214</b> |
|  | <b>Shelf Supports</b>                       | <b>204</b> |  | <b>Aluminum Track and Accessories</b>   | <b>215</b> |
|  | <b>Accessories</b>                          | <b>205</b> |  | <b>Magnetic Pot</b>                     | <b>215</b> |
|  | <b>Acrylic Sign Holders</b>                 | <b>206</b> |   |   |            |

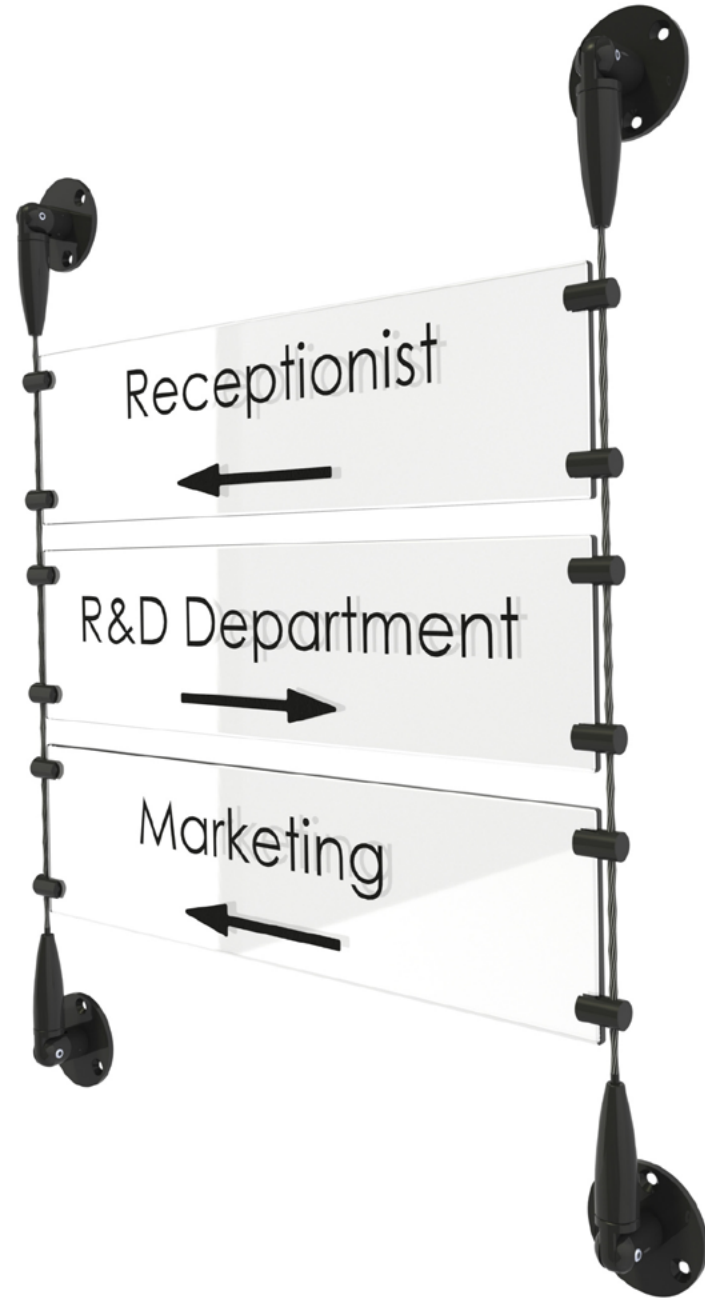
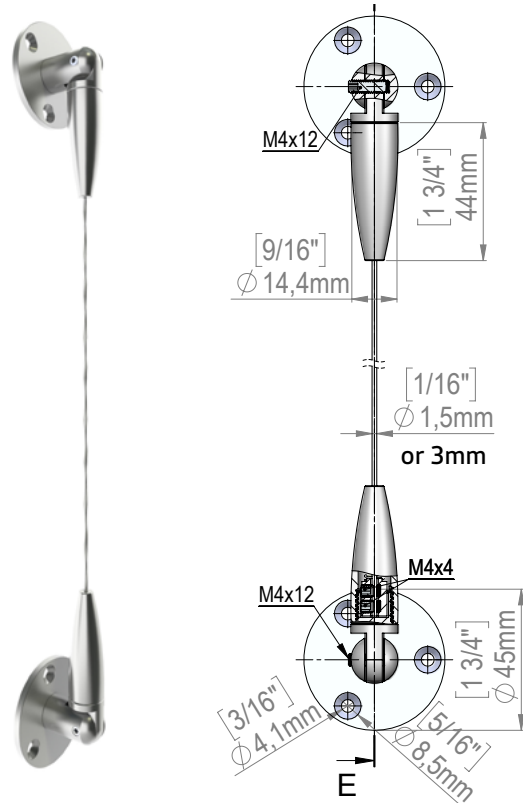
## Signature Cable Systems

### 1/16" - 1/8" Diameter Mounted Cable Kits

For Signage, Displays, Posters and Graphics

#### Aluminum Clear Anodized / Matte Black / Chrome Polished

- Aluminum Mounted Kit Includes:
- (2) Arms
- (1) Cable 13' long, diameter 1/16" made from galvanized steel
- (1) Tension adjuster in 1 arm
- (2) Washer stabilizers
- Mounting hardware included



## Signature Cable Systems



Aluminum Clear  
(A)

SKU: SCS15A



Aluminum Matte Black  
(MB)

SKU: SCS15MB



Aluminum Chrome Polished  
(CP)

SKU: SCS15CP

#### Aluminum Clear (A)

#### Aluminum Matte Black (MB)

#### Aluminum Chrome Polished (CP)

| Cable Diameter | Cable Length | SKU    | Cable Diameter | Cable Length | SKU     | Cable Diameter | Cable Length | SKU     |
|----------------|--------------|--------|----------------|--------------|---------|----------------|--------------|---------|
| 1/16"          | 13'          | SCS15A | 1/16"          | 13'          | SCS15MB | 1/16"          | 13'          | SCS15CP |
| 1/8"           | 13'          | SCS3A  | 1/8"           | 13'          | SCS3MB  | 1/8"           | 13'          | SCS3CP  |




## Sign Hangers for Panels & Brackets

### 1/16" Cable Diameter Multi Angle Cable Kits

Wall to Wall, Ceiling to Floor, Wall to Floor, Wall to Ceiling

#### Aluminum

- Mounted Kit Includes:
- (2) Adjustable mounts
- (1) Cable 13' long, diameter 1/16" made from galvanized steel
- Spring tension adjuster
- Mounting hardware

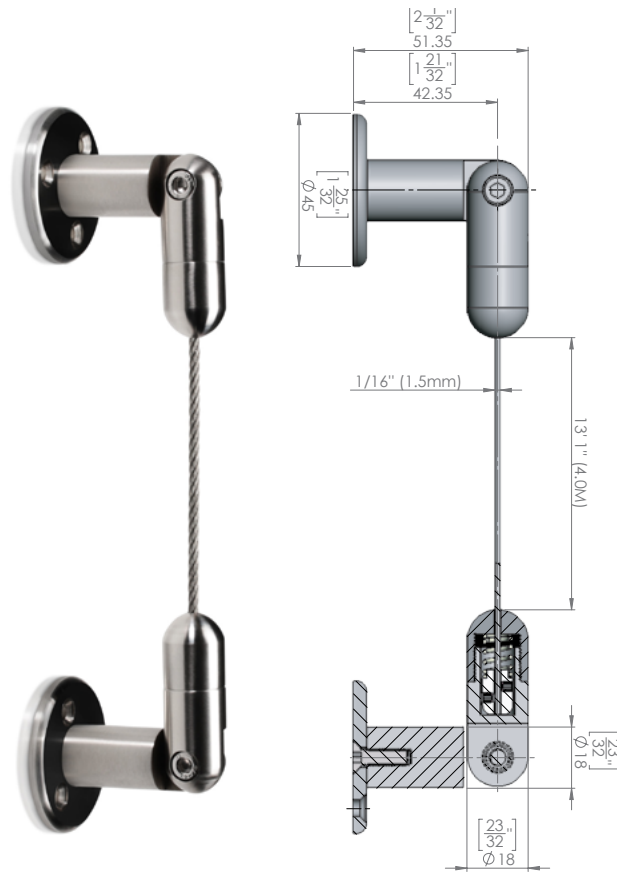


Aluminum Clear

SKU: CS15A

#### Stainless Steel

- Mounted Kit Includes:
- (2) Adjustable mounts
- (1) Cable 13' long, diameter 1/16" made from stainless steel
- Spring tension adjuster
- Mounting hardware



Stainless Steel Satin Brushed

SKU: CS15SS

#### Adjustable Angle up to 90°



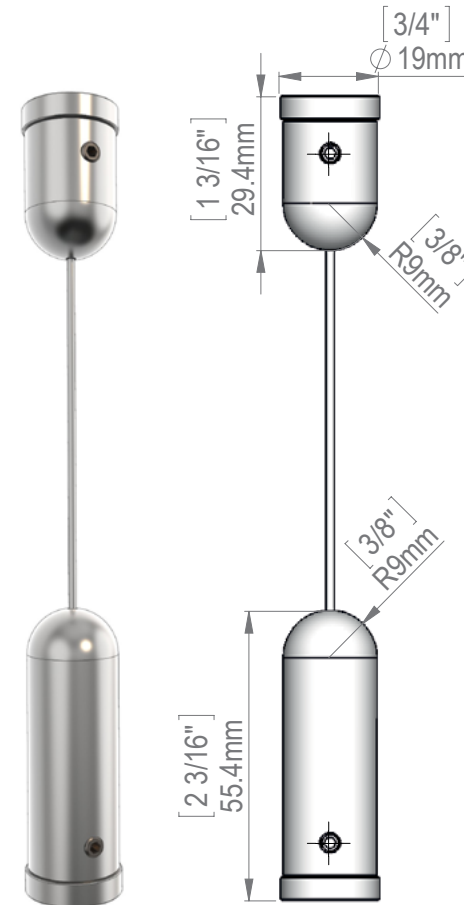
## 1/16" Cable Diameter / Ceiling to Floor Mounted Kits

For Signage, Displays, Posters and Graphics

In this section, each of our cable kits; (aluminum or stainless steel); come with a 1/16" galvanized stainless steel cable. All of our stainless steel cables are composed of 7 strands and each strand consists of 7 wires which in turn gives a total of 49 wires twisted together. Our 1/16" diameter cables have a load capacity of 55 lbs (Approximately 115 kg). Each system kit (ceiling to floor, ceiling/floor to wall, wall to wall, and multifunction) come with a specific cable length but additional cable can be supplied upon request. All of our cable systems must be anchored into a solid material. Most of our cable kits can also be used with our track systems excluding only the multi-function kits.

#### Aluminum

- Ceiling to Floor Mounted Kit Includes:
- (1) Ceiling mount
- (1) Cable 13' long, diameter 1/16" made from galvanized steel
- (1) Tension adjuster / Floor mount
- Mounting hardware included

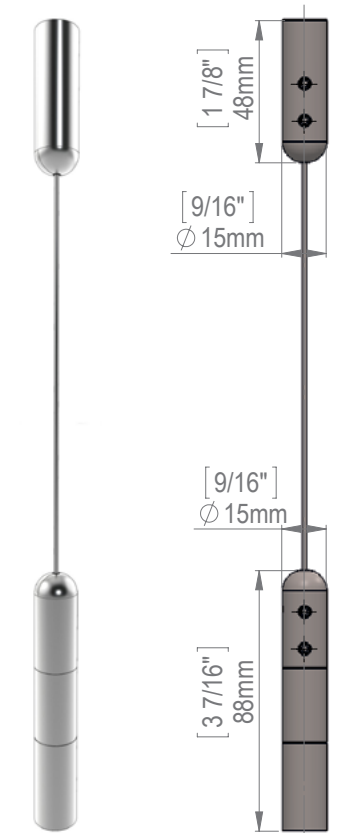


Aluminum Clear (A)

SKU: ACG1904

#### Stainless Steel

- Ceiling to Floor Mounted Kit Includes:
- (1) Ceiling mount
- (1) Cable 16'4" long, diameter 1/16" made from stainless steel
- (1) Tension adjuster / Floor mount
- Mounting hardware not included



Stainless Steel Satin Brushed

SKU: SCG1904

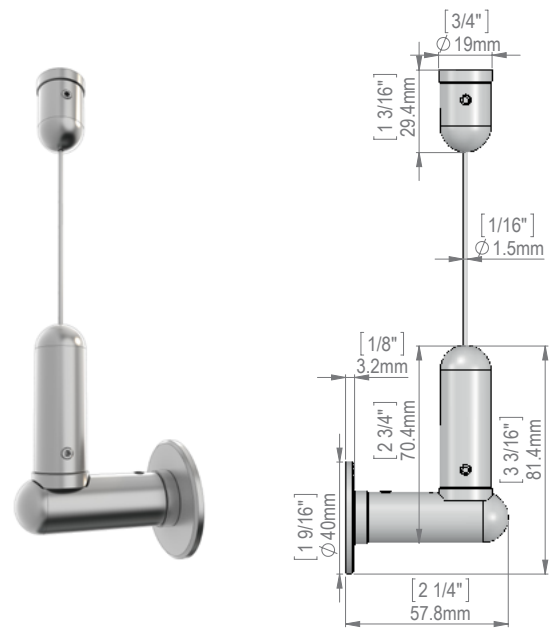
## 1/16" Cable Diameter / Ceiling to Wall Mounted Kits

For Signage Displays, Posters and Graphics

### Aluminum

Mounted Kit Includes:

- (1) Ceiling mount
- (1) Cable 13' long, diameter 1/16" made from galvanized steel
- (1) Tension adjuster, 1 horizontal arm
- (1) Washer stabilizer
- Mounting hardware included



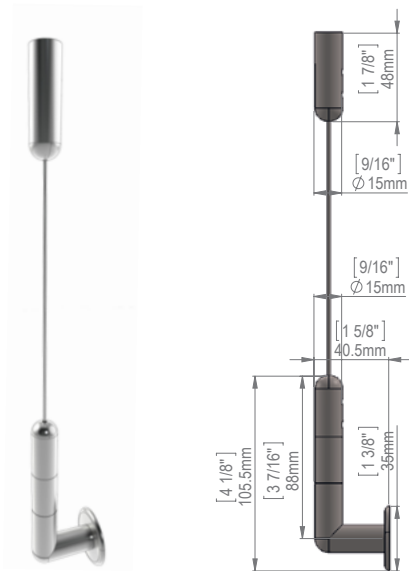
Aluminum Clear

SKU: ACG1907

### Stainless Steel

Mounted Kit Includes:

- (1) Ceiling mount
- (1) Cable 16' 4" long, diameter 1/16" made from stainless steel
- (1) Tension adjuster, 1 horizontal arm
- (1) Washer stabilizer
- Mounting hardware not included



Stainless Steel Satin Brushed

SKU: SCG1905 & SCG1907

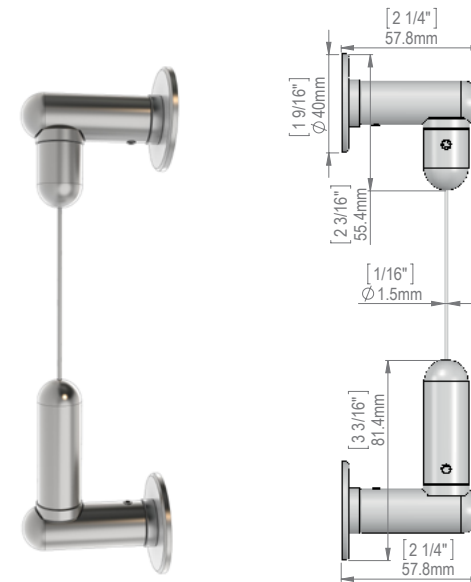
## 1/16" Cable Diameter / Wall to Wall Mounted Kits

For Signage Displays, Posters and Graphics

### Aluminum

Mounted Kit Includes:

- (2) Mounts
- (1) Cable 13' long, diameter 1/16" made from galvanized steel
- (1) Tension adjuster, 2 horizontal arms, 1 vertical mount
- (2) Washer stabilizer
- Mounting hardware included



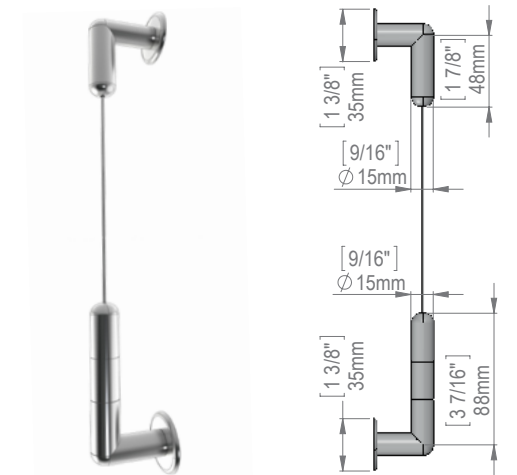
Aluminum Clear

SKU: ACG1908

### Stainless Steel

Mounted Kit Includes:

- (2) Mounts
- (1) Cable 16' 4" long, diameter 1/16" made from stainless steel
- (1) Tension adjuster, 2 horizontal arms, 1 vertical mount
- (2) Washer stabilizer
- Mounting hardware not included



Stainless Steel Satin Brushed

SKU: SCG1908





## 1/8" Cable Diameter / Multi Angle Kits

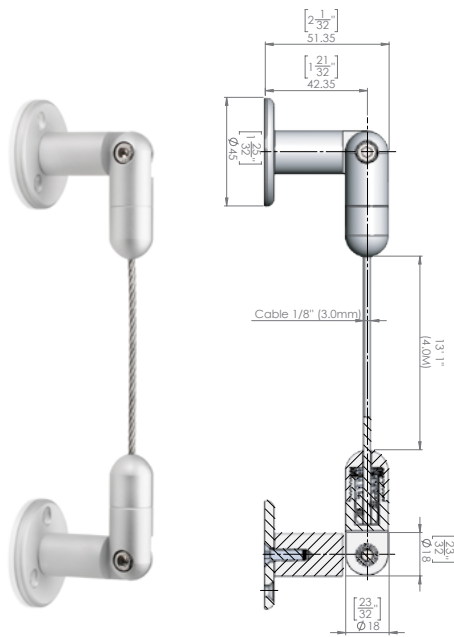
Wall to Wall, Ceiling to Floor, Wall to Floor, Wall to Ceiling

In this section, each of our cable kits; (aluminum or stainless steel); come with a 1/8" galvanized stainless steel cable. All of our stainless steel cables are composed of 7 strands and each strand consists of 7 wires which in turn gives a total of 49 wires twisted together. Our 1/8" diameter cables have a load capacity of 78 lbs (Approximately 230 kg). Each system kit (ceiling to floor, ceiling/floor to wall, wall to wall, and multi-function) come with a specific cable length but additional cable can be supplied upon request. All of our cable systems must be anchored into a solid material. Most of our cable kits can also be used with our track systems excluding only the multi-function kits.

### Aluminum

Mounted Kit Includes:

- (2) Adjustable mounts
- (1) Cable 13' long, diameter 1/8" made from stainless steel
- Spring tension adjuster
- Mounting hardware included



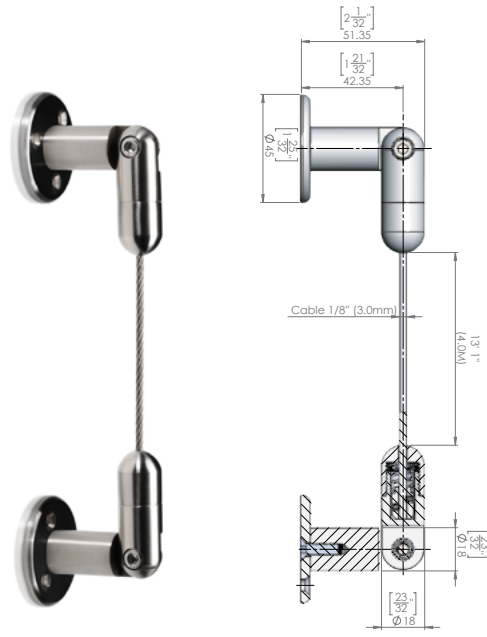
Aluminum Clear

SKU: CS3A

### Stainless Steel

Mounted Kit Includes:

- (2) Adjustable mounts
- (1) Cable 9' 10" long, diameter 1/8" made from stainless steel
- Spring tension adjuster
- Mounting hardware included



Stainless Steel Satin Brushed

SKU: CS3SS

Adjustable Angle up to 90°



## 1/4" Rod Ceiling To Floor Mounted Kits

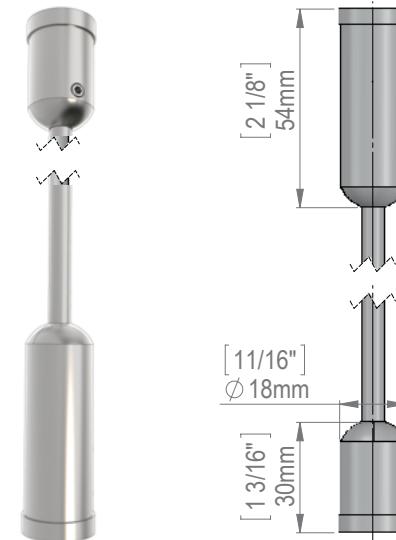
For Signage, Displays, Posters and Graphics

Stainless Steel Rod Hanging Display Systems can be utilized for an elegant, clean look for heavier displays. A rod display system is the strongest hanging option on the market. Rod systems have two options: stainless steel or aluminum. Don't forget to add an aluminum track rail system for mobility on your wall, floor, or ceiling.

### Aluminum

Mounted Kit Includes:

- (1) Ceiling mount
- (1) Rod
- (1) Tension adjuster
- ARG1904 sold without rod
- Mounting hardware included

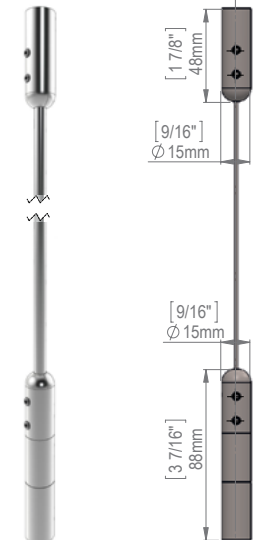


| Length | Aluminum Clear                  |
|--------|---------------------------------|
| 3'     | ARG1904-1                       |
| 4' 11" | ARG1904-2 (Stainless Steel Rod) |
| 6'     | ARG1904-3                       |
| 9'     | ARG1904-4                       |

### Stainless Steel

Mounted Kit Includes:

- (1) Ceiling mount
- (1) Rod
- (1) Tension adjuster
- SRG1904 sold without rod
- Mounting hardware not included



| Length | Stainless Steel Satin Brushed |
|--------|-------------------------------|
| 3'     | SRG1904-1                     |
| 4' 11" | SRG1904-2                     |
| 6'     | SRG1904-3                     |
| 9'     | SRG1904-4                     |

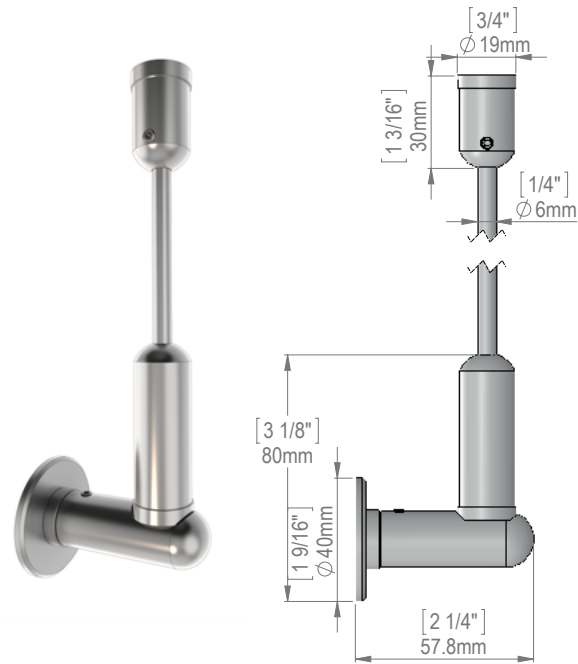


## 1/4" Rod Ceiling to Wall / Wall to Floor Mounted Kits

For Signage, Displays, Posters and Graphics

### Ceiling to Wall

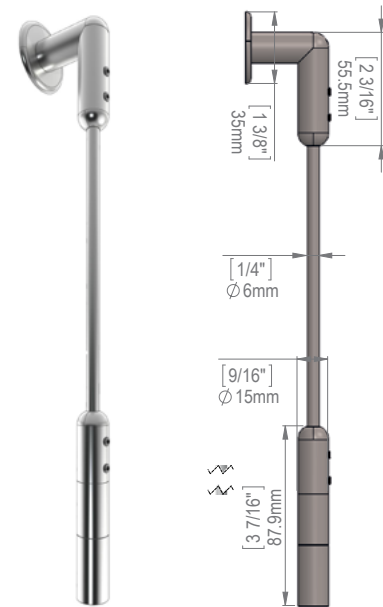
- Mounted Kit Includes:
- (1) Ceiling / Wall mount
- (1) Rod
- (1) Tension adjuster
- (1) Horizontal arm
- (1) Washer stabilizer
- ARG1905 sold without rod
- Mounting hardware included



| Length | Aluminum Clear                  | Stainless Steel Satin Brushed |
|--------|---------------------------------|-------------------------------|
| 3'     | ARG1905-1                       | SRG1905-1                     |
| 4' 11" | ARG1905-2 (Stainless Steel Rod) | SRG1905-2                     |
| 6'     | ARG1905-3                       | SRG1905-3                     |
| 9'     | ARG1905-4                       | SRG1905-4                     |

### Wall to Floor

- Mounted Kit Includes:
- (1) Wall / Floor mount
- (1) Rod
- (1) Tension adjuster
- (1) Horizontal arm
- (1) Washer stabilizer
- SRG1906 sold without rod
- Mounting hardware not included



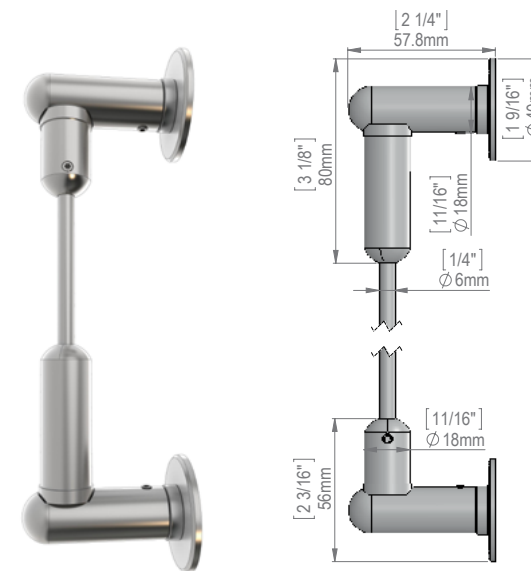
| Length | Aluminum Clear                  | Stainless Steel Satin Brushed |
|--------|---------------------------------|-------------------------------|
| 3'     | ARG1906-1                       | SRG1906-1                     |
| 4' 11" | ARG1906-2 (Stainless Steel Rod) | SRG1906-2                     |
| 6'     | ARG1906-3                       | SRG1906-3                     |
| 9'     | ARG1906-4                       | SRG1906-4                     |

## 1/4" Rod Wall to Wall Mounted Kits

For Signage, Displays, Posters and Graphics

### Aluminum

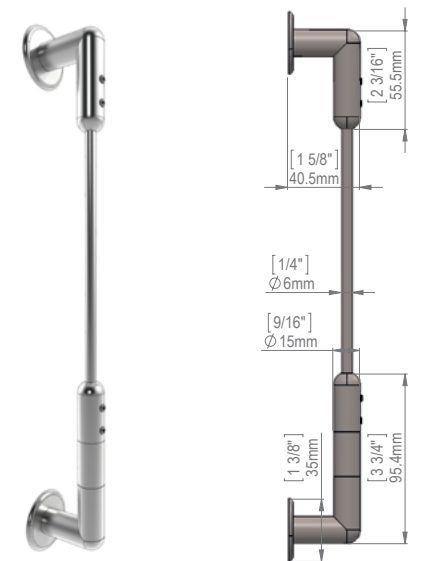
- Mounted Kit Includes:
- (2) Washer stabilizers
- (2) Horizontal arms
- (1) Ceiling mount
- (1) Floor
- (1) Rod
- (1) Tension adjuster
- ARG1907 sold without rod
- Mounting hardware included



| Length | Aluminum Clear                  |
|--------|---------------------------------|
| 3'     | ARG1907-1                       |
| 4' 11" | ARG1907-2 (Stainless Steel Rod) |
| 6'     | ARG1907-3                       |
| 9'     | ARG1907-4                       |

### Stainless Steel

- Mounted Kit Includes:
- (2) Washer stabilizers
- (2) Horizontal arms
- (1) Ceiling mount
- (1) Floor
- (1) Rod
- (1) Tension adjuster
- SRG1907 sold without rod
- Mounting hardware not included



| Length | Stainless Steel Satin Brushed |
|--------|-------------------------------|
| 3'     | SRG1907-1                     |
| 4' 11" | SRG1906-2                     |
| 6'     | SRG1907-3                     |
| 9'     | SRG1907-4                     |



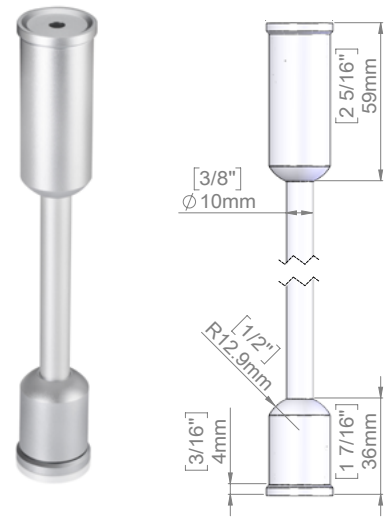
### 3/8" Rod Ceiling to Floor / Wall to Ceiling Mounted Kits

For Signage, Displays, Poster and Graphics

Aluminum Clear Anodized or Matte Black

#### Ceiling to Floor Mounted Kit Includes:

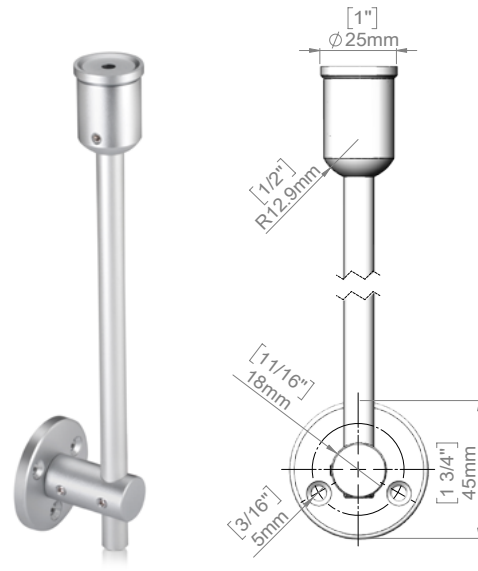
- (1) Ceiling mount
- (1) Floor mount
- (1) Rod
- (1) Tension adjuster
- Mounting hardware included
- ARG3904A and ARG3904B sold without rod



| Length | Aluminum Clear (A) | Aluminum Matte Black (B) |
|--------|--------------------|--------------------------|
| 3'     | ARG3904A-1         | ARG3904B-1               |
| 6'     | ARG3904A-2         | ARG3904B-2               |
| 9'     | ARG3904A-3         | ARG3904B-3               |

#### Wall to Ceiling Mounted Kit Includes:

- (1) Ceiling mount
- (1) Rod
- (1) Horizontal arm
- (1) Washer stabilizer
- Mounting hardware not included
- ARG3910A and ARG3910B sold without rod



| Length | Aluminum Clear (A) | Aluminum Matte Black (B) |
|--------|--------------------|--------------------------|
| 3'     | ARG3910A-1         | ARG3910B-1               |
| 6'     | ARG3910A-2         | ARG3910B-2               |
| 9'     | ARG3910A-3         | ARG3910B-3               |

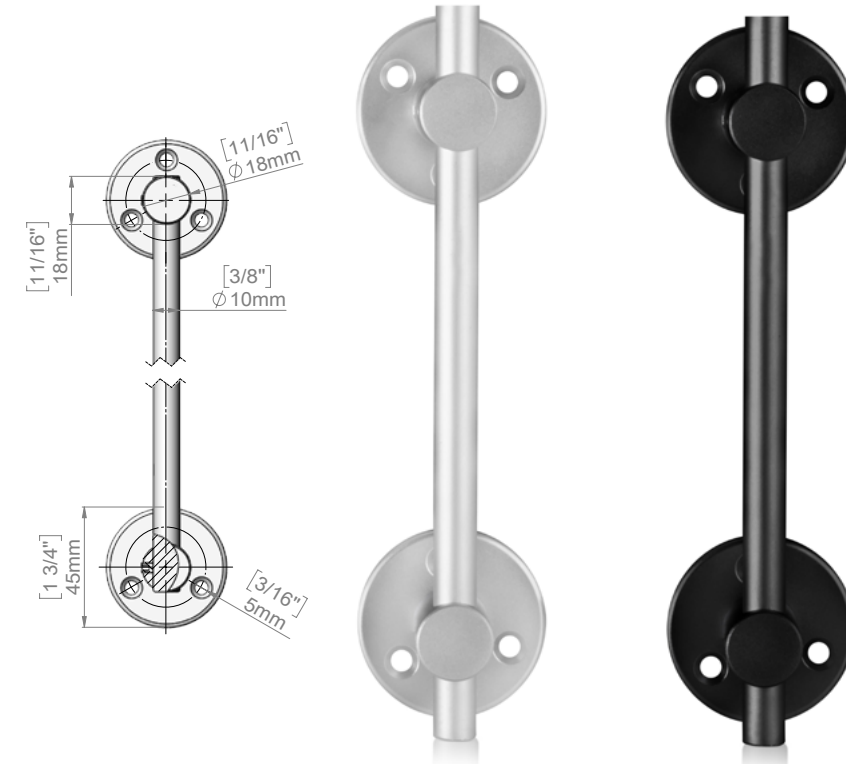
### 3/8" Rod to Wall Mounted Kits

For Signage, Displays, Poster and Graphics

Aluminum Clear Anodized or Matte Black

#### Mounted Kit includes:

- (2) Horizontal arms
- (1) Rod
- (2) Washer stabilizers
- Mounting hardware not included
- ARG3909A and ARG3909B sold without rod



| Length | Aluminum Clear (A) | Aluminum Matte Black (B) |
|--------|--------------------|--------------------------|
| 3'     | ARG3909A-1         | ARG3909B-1               |
| 6'     | ARG3909A-2         | ARG3909B-2               |
| 9'     | ARG3909A-3         | ARG3909B-3               |



## Panel Grips Diameter Cable Kits

For Signage, Displays, Poster and Graphics

| Technical Information   | Material Thickness Accepted | Gap from Cable | 1/16" Cable           |                 | 1/8" Cable     |                 |         |          |          |
|-------------------------|-----------------------------|----------------|-----------------------|-----------------|----------------|-----------------|---------|----------|----------|
|                         |                             |                | Aluminum Clear        | Stainless Steel | Aluminum Clear | Stainless Steel |         |          |          |
| <b>Vertical Support</b> |                             |                |                       |                 |                |                 |         |          |          |
|                         |                             |                | Single Sided          | 1/16" to 3/16"  | 1/8"           | ACA1016         | SCA1016 | N/A      | N/A      |
|                         |                             |                | Double Sided          | 1/16" to 3/16"  | 1/8" x 2       | ACA1023         | SCA1023 | N/A      | N/A      |
|                         |                             |                | Single Sided          | 1/8" to 3/8"    | 3/16"          | ACA1610         | SCA1610 | ACA31610 | SCA31610 |
|                         |                             |                | Double Sided          | 1/8" to 3/8"    | 3/16" x 2      | ACA1612         | SCA1612 | ACA31612 | SCA31612 |
|                         |                             |                | Single Sided Top edge | 1/8" to 3/8"    | N/A            | ACA1660         | SCA1660 | ACA31660 | SCA31660 |
| <b>Pivoting Support</b> |                             |                |                       |                 |                |                 |         |          |          |
|                         |                             |                | Single Sided          | 1/8" to 5/16"   | 1/2"           | ACA1620         | SCA1620 | ACA31620 | SCA31620 |
|                         |                             |                | Double Sided          | 1/8" to 5/16"   | 1/2" x 2       | ACA1622         | SCA1622 | ACA31622 | SCA31622 |
|                         |                             |                | Double Sided          | 3/16" to 1/2"   | 1/2" x 2       | N/A             | SCA1812 | N/A      | N/A      |
|                         |                             |                | Single Sided          | 1/8" to 1/2"    | 1/2"           | ACA2010         | SCA2010 | ACA32010 | SCA32010 |
|                         |                             |                | Double Sided          | 1/8" to 1/2"    | 1/2" x 2       | ACA2012         | SCA2012 | ACA32012 | SCA32012 |

## Panel Grips Diameter Cable Kits

For Signage, Displays, Poster and Graphics

| Technical Information | 1/4" Rod       |                 | 3/8" Rod       |                      |
|-----------------------|----------------|-----------------|----------------|----------------------|
|                       | Aluminum Clear | Stainless Steel | Aluminum Clear | Aluminum Matte Black |
|                       | N/A            | N/A             | ARA3610A       | ARA3610B             |
|                       | N/A            | N/A             | ARA3612A       | ARA3612B             |
|                       | ARA1610        | SRA1610         | N/A            | N/A                  |
|                       | ARA1612        | SRA1612         | N/A            | N/A                  |
|                       | N/A            | N/A             | N/A            | N/A                  |
|                       | ARA1620        | SRA1620         | ARA3620A       | ARA3620B             |
|                       | ARA1622        | SRA1622         | ARA3622A       | ARA3622B             |
|                       | N/A            | N/A             | N/A            | N/A                  |
|                       | ARA2010        | SRA2010         | ARA3810A       | ARA3810B             |
|                       | ARA2012        | SRA2012         | ARA3812A       | ARA3812B             |


**Technical Information**

Technical drawings showing dimensions for various cable and rod components. Dimensions are provided in inches [ ] and millimeters [ ].

- SKU: ACA1016: Dimensions include 5/16" (8mm), 3/16" (5mm), 5/8" (16.5mm), 3/8" (10mm), and 1/8" (3.5mm).
- SKU: ACA1023: Dimensions include 7/8" (23mm), 1/8" (3.5mm), 3/16" (5mm), 5/16" (8mm), and 3/8" (10mm).
- SKU: ACA1610: Dimensions include 13/16" (20mm), 7/16" (11mm), 3/8" (9mm), 5/8" (16mm), and 3/16" (5mm).
- SKU: ACA1612: Dimensions include 1 1/4" (32mm), 7/16" (11mm), 3/8" (9mm), 5/8" (16mm), 3/16" (5mm), and 3/16" (5mm).
- SKU: ACA1660: Dimensions include 7/16" (11mm), 3/16" (4mm), 3/16" (5.2mm), and 5/16" (8.5mm).
- SKU: ACA1620: Dimensions include 1 1/8" (28mm), 7/16" (11mm), 3/8" (9mm), 5/8" (16mm), and 1/2" (13mm).
- SKU: ARA1622: Dimensions include 1 7/8" (48mm), 7/16" (11mm), 3/8" (9mm), 5/8" (16mm), 1/2" (13mm), and 1/2" (13mm).
- SKU: ARA2010: Dimensions include 1 1/4" (31mm), 1/2" (12.4mm), 7/16" (11mm), 1/2" (13mm), and 5/8" (16mm).
- SKU: ACA2012: Dimensions include 1 7/8" (48mm), 7/16" (11mm), 1/2" (13mm), 1/2" (13mm), 1/2" (12.4mm), 3/4" (19mm), and 5/8" (16mm).

## Panel Grips For Cable & Rod

For Signage, Displays, Poster and Graphics

| Technical Information  |  |   | Material Thickness Accepted | Gap from Cable | Hole Material |      |
|--|--|---|-----------------------------|----------------|---------------|------|
| <b>Panel Support Standoffs</b>   |  |   |                             |                |               |      |
|    |    |    | Single Sided                | 1/16" to 5/16" | 3/16"         | 1/4" |
|    |    |    | Double Sided                | 1/16" to 5/16" | 3/16" x 2     | 1/4" |
| <b>Edge Support</b>  |  |   |                             |                |               |      |
|    |   |    | Single Sided                | 1/16" to 3/8"  | 3/16"         | N/A  |
|  |  |  | Top Edge                    | 1/8" to 3/8"   | N/A           | N/A  |
| <b>Pivoting Edge Support</b>   |  |   |                             |                |               |      |
|  |  |  | Single Sided                | 1/16" to 3/8"  | 1/2"          | N/A  |
|  |  |  | Double Sided                | 1/16" to 3/8"  | 1/2" x 2      | N/A  |
| <b>Horizontal Support</b>  |  |   |                             |                |               |      |
|  |  |  | Single Sided                | 1/16" to 5/16" | 3/16"         | N/A  |
|  |  |  | Double Sided                | 1/16" to 5/16" | 3/16" x 2     | N/A  |



Extended Stainless Steel M5 Threaded Head for 1/2" Material  
Used with SCA1640, SCA1642, SRA1640, SRA1642

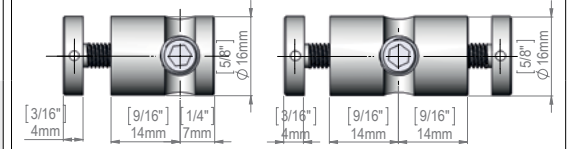
SKU: SRA1640-H12

## Panel Grips For Cable & Rod

For Signage, Displays, Poster and Graphics

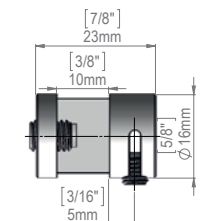
| 1/16" Cable    |                 | 1/8" Cable     |                 | 1/4" Rod       |                 | 3/8" Rod       |                      |
|----------------|-----------------|----------------|-----------------|----------------|-----------------|----------------|----------------------|
| Aluminum Clear | Stainless Steel | Aluminum Clear | Stainless Steel | Aluminum Clear | Stainless Steel | Aluminum Clear | Aluminum Matte Black |
| ACA1640        | SCA1640         | ACA31640       | SCA31640        | ARA1640        | SRA1640         | ARA3640A       | ARA3640B             |
| SCA1631        | SCA1642         | ACA31642       | SCA31642        | ARA1642        | SRA1642         | ARA3642A       | ARA3642B             |
| ACA1630        | SCA1630         | ACA31630       | SCA31630        | N/A            | N/A             | N/A            | N/A                  |
| ACA1660        | SCA1660         | ACA31660       | SCA31660        | ARA1660        | SRA1660         | N/A            | N/A                  |
| ACA1631        | SCA1631         | ACA31631       | SCA31631        | ARA1631        | SRA1631         | ARA3631A       | ARA3631B             |
| ACA1632        | SCA1632         | ACA31632       | SCA31632        | ARA1632        | SRA1632         | ARA3632A       | ARA3632B             |
| ACB1610        | SCB1610         | ACB31610       | SCB31610        | ARB1610        | SRB1610         | ARB3610A       | ARB3610B             |
| ACB1612        | SCB1612         | ACB31612       | SCB31612        | ARB1612        | SRB1612         | ARB3612A       | ARB3612B             |

Technical Information

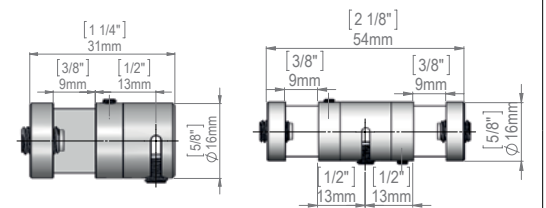


SKU: ARA1640

SKU: ARA1642

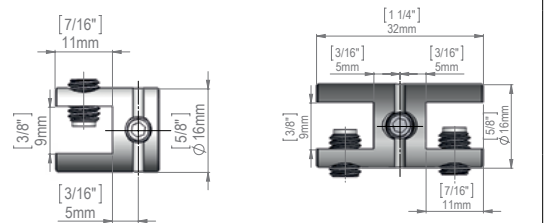


SKU: ACA1630



SKU: ACA1631

SKU: ACA1632


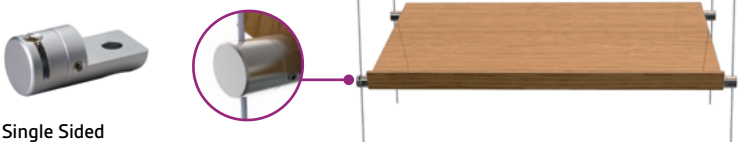








SKU: ACB1610

SKU: ACB1612

## Shelf Supports

### Sign Holders for Inserts

| Technical Information   | Material Thickness Accepted | Gap from Cable | Mounting Diameter | Cable 1/16"    |                 |           |
|---|-----------------------------|----------------|-------------------|----------------|-----------------|-----------|
|   |                             |                |                   | Aluminum Clear | Stainless Steel |           |
| <b>Shelf Support</b><br>          | 1/8"                        | N/A            | 5/16"             | ACA1650        | SCA1650         |           |
| <b>Pivoting Shelf Support</b><br> | 1/4" to 3/4"                | 1/2"           | N/A               | ACA1651        | SCA1651         |           |
| <b>Single Sided</b><br>           | 1/4" to 3/4"                | 1/2" x 2       | N/A               | ACA1652        | SCA1652         |           |
| <b>Double Sided</b><br>          | 1/8" to 3/8"                | N/A            | 1/4"              | ACA1653        | SCA1653         |           |
| <b>Retainer Screw</b><br>        | 1/8" to 3/8"                | N/A            | 1/4"              | ACA1653        | SCA1653         |           |
| <b>Single Sided</b><br>          | 1/8" to 3/8"                | N/A            | 1/4"              | ACA1653        | SCA1653         |           |
| <b>Tempered Glass</b><br>      | Size                        | 10" x 24"      | 10" x 36"         | 12" x 12"      | 12" x 24"       | 12" x 36" |
| <b>3/16" Thick</b><br>         | SKU                         | TG10-24        | TG10-36           | TG12-12        | TG12-24         | TG12-36   |

### Accessories

| Technical Information  | Diameter | Rod 1/4"           |                          |                      | Rod 3/8"           |                          |                      |
|--|----------|--------------------|--------------------------|----------------------|--------------------|--------------------------|----------------------|
|  |          | Aluminum Clear (A) | Aluminum Matte Black (B) | Stainless Steel (SS) | Aluminum Clear (A) | Aluminum Matte Black (B) | Stainless Steel (SS) |
| <b>Rod</b>   |          |                    |                          |                      |                    |                          |                      |
| 36" Rod, Threaded and Tapped                                 |          | ROD3A              | N/A                      | ROD3                 |                    |                          | N/A                  |
| 4' 1" Rod, Threaded and Tapped                               |          | N/A                | N/A                      | SRG1900-2            | N/A                | N/A                      | N/A                  |
| End Rod, Male/Female Threaded and Tapped                     | 1/4"     | ROD3-EA            | N/A                      | ROD3-ESS             | ROD310-EA          | ROD310-EB                | N/A                  |
| Rod Ball end Finish  |          | ARA1630            | N/A                      | N/A                  | ROD310-REA         | ROD310-REMB              | ROD310-RESS          |
| <b>Pivoting Standoffs for Rod</b>                            |          |                    |                          |                      |                    |                          |                      |
| Pivoting Standoff for Rod (Vertically or Horizontally Mount) | 5/8"     | ASA1724            | N/A                      | SSA1724              | N/A                | N/A                      | N/A                  |
| Pivoting Standoff for Rod (Vertically or Horizontally Mount) |          | ASA1750A           | ASA1750B                 | SSA1750S             | N/A                | N/A                      | N/A                  |

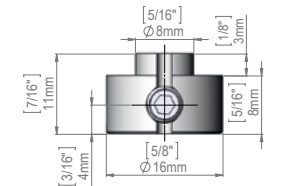
\*For cable, pivoting support check item: CS3CTA, CS3CTB

## Shelf Supports

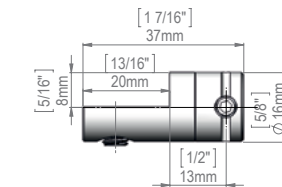
### Sign Holders for Inserts

| Cable 1/18"    |                 | Rod 1/4"       |                 | Rod 3/8"       |                 |
|----------------|-----------------|----------------|-----------------|----------------|-----------------|
| Aluminum Clear | Stainless Steel | Aluminum Clear | Stainless Steel | Aluminum Clear | Stainless Steel |
| N/A            | SCA31650        | ARA1650        | SRA1650         | ARA3650A       | ARA3650B        |
| ACA31651       | SCA31651        | ARA1651        | SRA1651         | ARA3651A       | ARA3651B        |
| ACA31652       | SCA31652        | ARA1652        | SRA1652         | ARA3652A       | ARA3652B        |
| ACA31653       | N/A             | N/A            | N/A             | N/A            | N/A             |
| N/A            | N/A             | N/A            | N/A             | N/A            | N/A             |
| N/A            | N/A             | N/A            | N/A             | N/A            | N/A             |

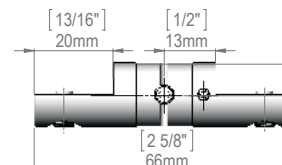
### Technical Information



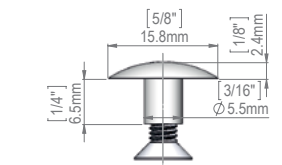
SKU: SCA1650



SKU: SCA1651



SKU: SCA1652



SKU: SCA1653

### For 3/8" Rods



**End Rod Matte Black**  
SKU: ROD310-EB

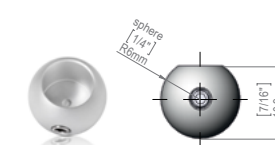


**Ceiling Suspended Kit**  
M6 Reverse Thread Clear or Matte Black  
SKU: ARG3902A

### For 1/4" Rods



**End Rod**  
SKU: ROD3-EA



**Rod Ball End Finish**  
SKU: ARA1630



**Pivoting Standoffs for Rod**  
SKU: ASA1724


### Aluminum Clear Anodized Rod

SKU: ROD3A



## Acrylic Sign Holders

### Sign Holders for Inserts



This acrylic sign holder is ideal for displaying marketing materials. The 8.5" x 11" or 11" x 17" top insert frames allow users to quickly and easily switch out signage selections. This sign holder that hangs in a cable system, also known as acrylic literature frame, is an exciting way to create signage in any environment. Purchasers can use one of these literature frames or create a full display by using multiple acrylic panels! This sign holder is made of crystal clear acrylic and the frames are in stock, for you to purchase today.

This fold-over sign holder can be mounted onto the cable system virtually anywhere to maximize viewing. These acrylic frames are ideal for use in retail stores, restaurants, and more! This sign holder that holds 8.5" x 11" or 11" x 17" graphics is affordable and convenient! Panels for signage in both portrait + landscape are available in both sizes. Our acrylic sign holders are an impressive way to showcase 8.5" x 11" or 11" x 17" graphics when combined with our cable hanging kits.

### Cable & Rod Systems

These systems are extremely versatile and create amazingly subtle displays that can be integrated into any environment. With so many applications including suspending, shelving, signage, decorative displays, showcase displays and graphic displays.



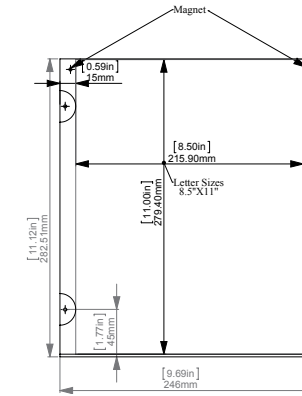
## Acrylic Sign Holders

### Sign Holders for Inserts

#### 8.5" x 11" Acrylic Sign Holder

- Portrait letter size holder
- 1 Clear acrylic holder for letter sizes 8.5" x 11"
- With 2 magnets on the top to keep acrylic closed
- Acrylic only, hardware not included

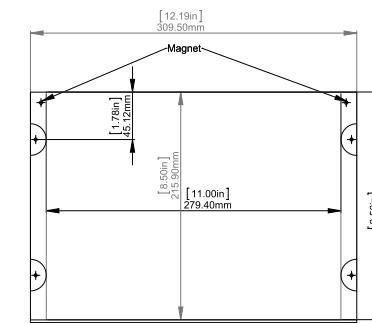
SKU: ACB8511



#### 11" x 8.5" Acrylic Sign Holder

- Landscape letter size holder
- 1 Clear acrylic holder for letter sizes 11" x 8.5"
- With 2 magnets on the top to keep acrylic closed
- Acrylic only, hardware not included

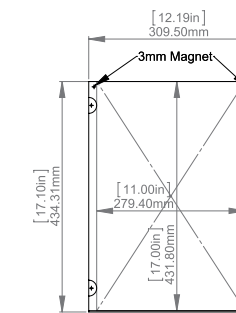
SKU: AC1185



#### 11" x 17" Acrylic Sign Holder

- Portrait ledger size Holder
- 1 Clear acrylic holder for letter sizes 11" x 17"
- With 2 magnets on the top to keep acrylic closed
- Acrylic only, hardware not included


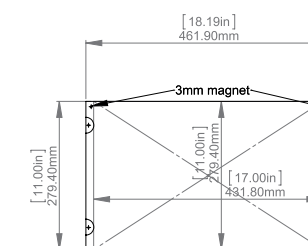
SKU: AC1117



#### 17" x 11" Acrylic Sign Holder

- Landscape ledger size holder
- 1 Clear acrylic holder for letter sizes 17" x 11"
- With 2 magnets on the top to keep acrylic closed
- Acrylic only, hardware not included

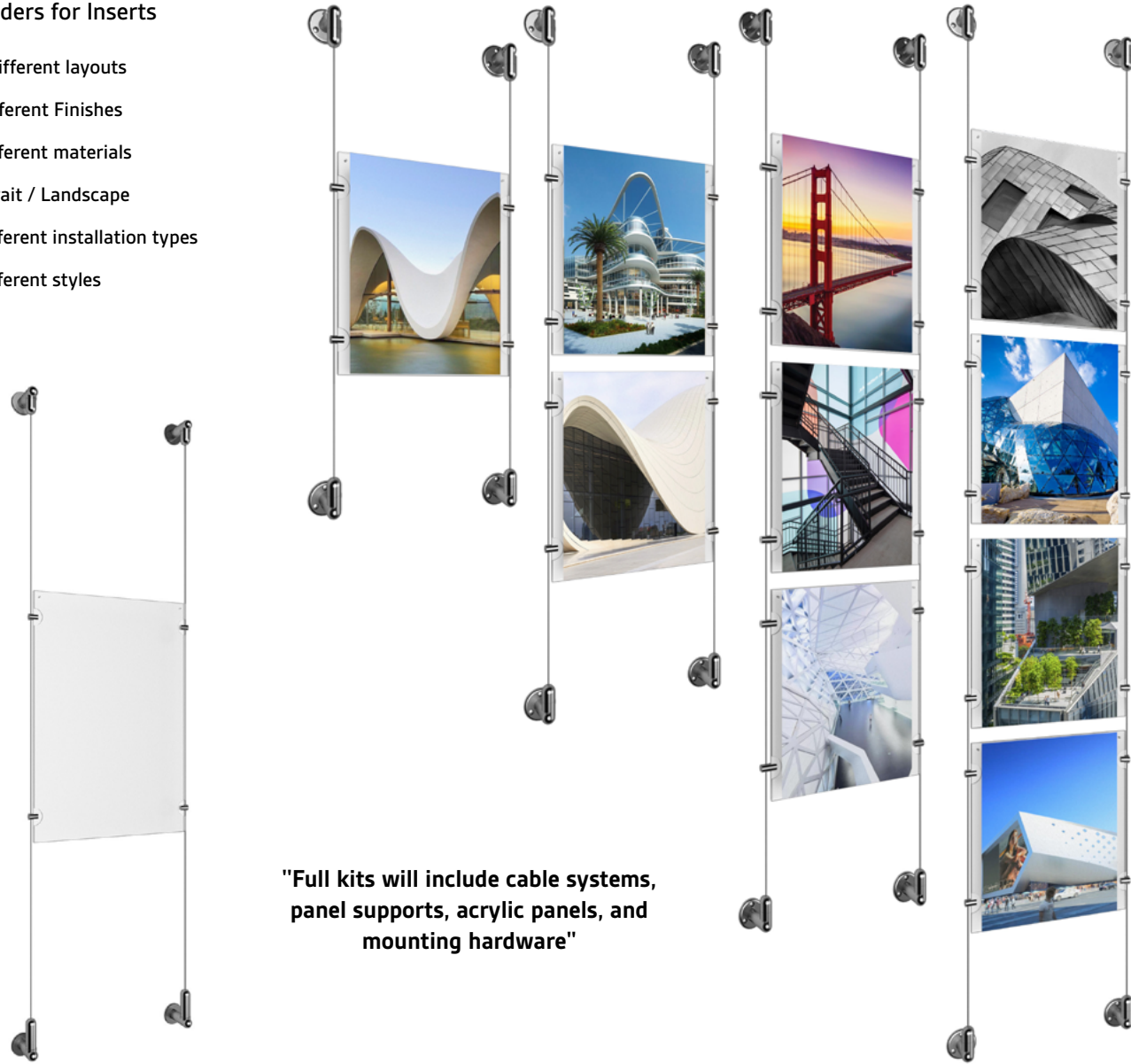
SKU: AC1711



### Row by Row Attached Cable System

#### Sign Holders for Inserts

- 64 Different layouts
- 4 Different Finishes
- 2 Different materials
- Portrait / Landscape
- 3 Different installation types
- 3 Different styles



"Full kits will include cable systems, panel supports, acrylic panels, and mounting hardware"

### Row Attached Cable System

#### Sign Holders for Inserts

- 64 Different layouts
- 4 Different Finishes
- 2 Different materials
- Portrait / Landscape
- 3 Different installation types
- 3 Different styles



"Full kits will include cable systems, panel supports, acrylic panels, and mounting hardware"



We are a global leader in natural gas derived products and services. Our customers and partners trust us to deliver.

We will continue to set the industry standard for employee care, customer satisfaction, safety, environmental responsibility, performance and reliability.

We are unique in combining the entrepreneurial spirit, flexibility and integrity of a family-owned business with the efficiencies of full value chain integration and a global footprint.

We are proud of our track record and of sharing our success with all our stakeholders.



products  
t us

or

reliability,

al spirit,  
ess with  
nd a

g our




## LED Poster Holder

Acrylic LED Sign Holder Kits

- Ultra-Bright LED Panel
- Ultra-Slim LED Panel
- No need to change tubes or lamps!
- No visible power supply
- Maintenance Free!

**Power Connector For LED Poster Holder**  
SKU: ACA1212



## LED Light Boxes

The ultra-bright LED panel floats like magic with no visible power supply, drawing people to look at your promotional material. The acrylic display holder is suspended from almost invisible powered cables which are fitted on the wall in on our innovative LED Cable Display Systems.

Position the acrylic signs in the window or interior of your premises to make stunning window displays, or use the double sided units to create eye catching partitions within your premises. Transform the appearance of your premises with these ultra slim LED light boxes that are only 3/16" (9 mm) thick. The acrylic LED light box looks different from anything else on the market!

\* Acrylic is not recommended for engraving purposes


| Description  | SKU  |
|--|------|
| LED Poster Holder Kit 1. Single Sided LED Light Pocket Letter Size | KLP1 |
| LED Poster Holder Kit 2. Single Sided LED Light Pocket Letter Size | KLP2 |
| LED Poster Holder Kit 3. Single Sided LED Light Pocket Letter Size | KLP3 |
| LED Poster Holder Kit 4. Single Sided LED Light Pocket Letter Size | KLP4 |



**3 Single Sided**  
SKU: KLP3


## LED Poster Holder

Acrylic LED Sign Holder Kits



**2 Single Sided**  
SKU: KLP2

Provide an eye catching way to illuminate your posters and photographs that add sparkle and interest drawing attention to your promotional messages.



## 1/4" Rod Sign Holder



### Sign Holder

- Our cleverly designed rod display system is perfect for any application.
- Our supports can be placed any distance apart making it versatile to any size sign needing to be displayed.
- These rod display systems use the same techniques as the cable system, only using stainless steel or aluminum rods instead.
- Highly recommended for heavy duty hanging.
- Rods can be easily fastened together for any length desired.
- Rod ends can be finished with a nifty aluminum "ball" or end cap to provide the perfect professional image.
- Use with ASA1724, SSA1724 or (pivoting standoff support), ROD3, ROD3A (1/4" diameter, 3' length rod), and our pivoting supports.
- The rod system is now in stock and available for next day delivery.



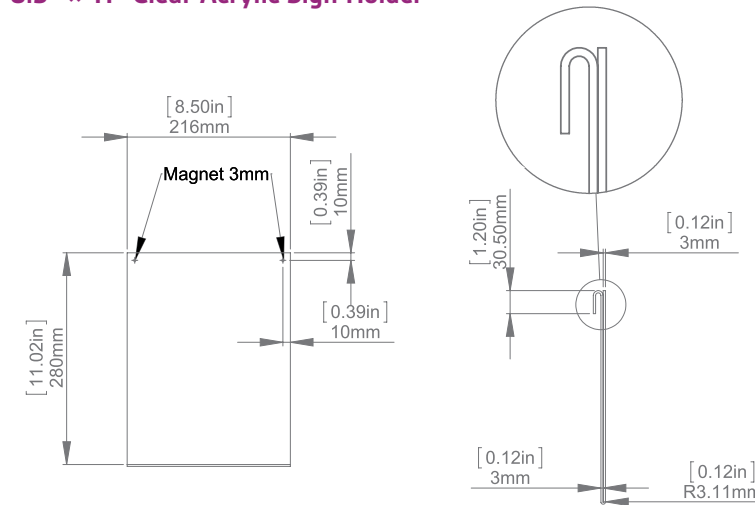
## 1/4" Rod Sign Holder

### Acrylic Sign Holder

- Acrylic sign holders are used for displaying manuals, magazines, literature, greeting cards, flyer and more.
- Our high quality acrylic sign holders are made of acrylic material for long lasting durability.
- Features an impact resistant design for superior performance.
- Accepts media 8.5" x 11" or under vertically.
- Use with ASA1724 (pivoting standoff support) and our ROD3, ROD3A (1/4" diameter, 3' length rod)



### 8.5" x 11" Clear Acrylic Sign Holder



### Vertical Letter Size Holder:

- 1 Clear acrylic holder for letter sizes 8.5" x 11"
- With 2 magnets on the top to keep acrylic closed
- Acrylic only, hardware not included


|                     |              |
|---------------------|--------------|
| Acrylic Sign Holder | SKU: RAC8511 |
|---------------------|--------------|

| Description                | Finish         | Material        | Diameter | Length  | SKU        |
|----------------------------|----------------|-----------------|----------|---------|------------|
| Rod Ceiling Mount          | Satin Brushed  | Stainless Steel | 5/8"     | 1-7/8"  | 100.363-SR |
| Rod Tension Adjuster       | Satin Brushed  | Stainless Steel | 9/16"    | 3-7/16" | 100.362-R  |
| Vertical Assembly Arm      | Satin Brushed  | Stainless Steel | 9/16"    | 1-1/2"  | 100.364    |
| Washer Stabilizer          | Satin Brushed  | Stainless Steel | 1-3/8"   | 3/32"   | 100.365    |
| Stainless Steel Wall Mount | Satin Brushed  | Stainless Steel | 5/8"     | 1-1/4"  | SSA1724    |
| Aluminum Wall Mount        | Clear Anodized | Aluminum        | 5/8"     | 1-1/4"  | ASA1724    |
| Aluminum Wall Mount        | Clear Anodized | Aluminum        | 5/8"     | 2"      | ASA1750A   |
| Stainless Steel Rod        | Satin Brushed  | Stainless Steel | 1/4"     | 36"     | ROD3       |
| Aluminum Rod               | Clear Anodized | Aluminum        | 1/4"     | 36"     | ROD3A      |

## 1/4" Rod Accessories

### 36" Rod


- 1/4" diameter thread and tapped M4
- Indoor use only
- ROD can be threaded together for longer lengths, use ROD3-E to close ends
- Can be cut, use ARA1630 to finish ends.
- Not threaded through



|                         |                       |
|-------------------------|-----------------------|
| Aluminum Clear Anodized | Stainless Steel SS201 |
| SKU: ROD3A              | SKU: ROD3             |

### End Rod

- Male | Female
- 1/4" diameter thread and tapped M4
- Indoor use only



|                         |                       |
|-------------------------|-----------------------|
| Aluminum Clear Anodized | Stainless Steel SS201 |
| SKU: ROD3-ESS           | SKU: ROD3-EA          |

### Rod


- Stainless steel rod satin finish 1/4" diameter
- SRG1900-2 L: 4'11"



|                 |
|-----------------|
| Stainless Steel |
| SKU: SRG1900-2  |

### Rod Ball End Finish

- Diameter: 1/2"
- Rod finish ball for rod diameter: 1/4"



|                         |
|-------------------------|
| Aluminum Clear Anodized |
| SKU: ARA1630            |

### Pivoting Standoff for Rod

- Diameter: 5/8"
- Pivoting standoff for rod diameter: 1/4"
- Standoff: 1" or 1-3/4" available



|                         |                 |
|-------------------------|-----------------|
| Aluminum Clear Anodized | Stainless Steel |
| SKU: ASA1724            | SKU: ASA1750    |
|                         | SKU: SSA1724    |

## Aluminum Track and Accessories

### Cable/Rod Aluminum Arm

- Arm Diameter: 9/16"
- Washer Diameter: 1-1/2"

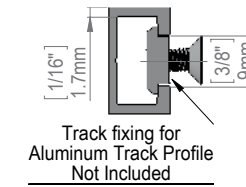
|                             |                 |
|-----------------------------|-----------------|
| Aluminum Clear Anodized Arm | Aluminum Washer |
| SKU: CRAA                   | SKU: CRWA       |



### Aluminum Track


- Aluminum track fixing for mobility
- Clear anodized finished
- Length: 6' (72")

|                |
|----------------|
| Aluminum Track |
| SKU: AT1911    |



### Track Fixing

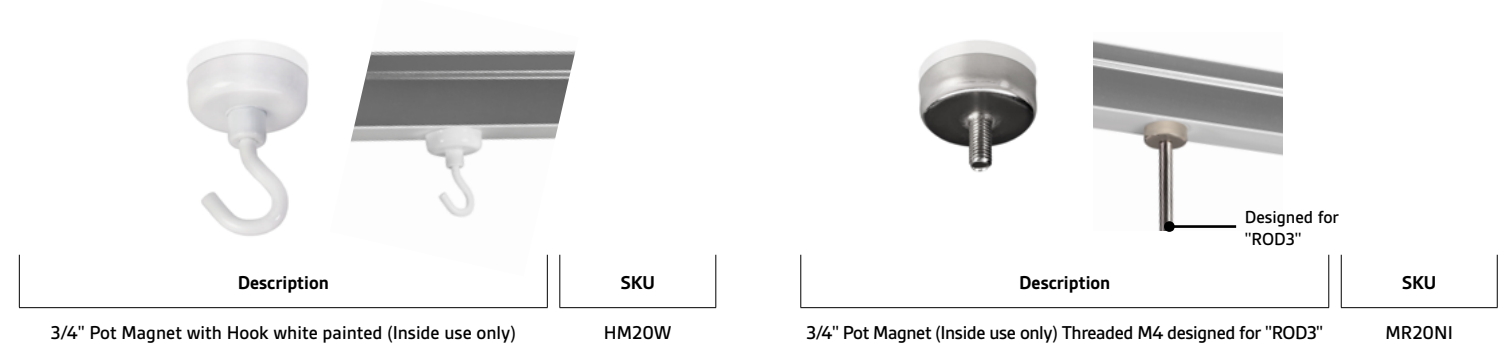
- Track fixing for aluminum track profile



|                            |
|----------------------------|
| Parallelogram Track Fixing |
| SKU: ACW4001               |

|                          |
|--------------------------|
| Rectangular Track Fixing |
| SKU: ACW4002             |

### Magnetic Pot for Suspended Ceiling



|   |       |
|---|-------|
| Description   | SKU   |
| 3/4" Pot Magnet with Hook white painted (Inside use only) | HM20W |

|   |        |
|---|--------|
| Description   | SKU    |
| 3/4" Pot Magnet (Inside use only) Threaded M4 designed for "ROD3" | MR20NI |



# Classic Rail

Page 222

## Art Hanging Systems



|                |     |
|----------------|-----|
| Hanging System | 218 |
|----------------|-----|



|           |     |
|-----------|-----|
| Easy Rail | 220 |
|-----------|-----|



|              |     |
|--------------|-----|
| Classic Rail | 224 |
|--------------|-----|



|              |     |
|--------------|-----|
| Ceiling Rail | 228 |
|--------------|-----|



|                |     |
|----------------|-----|
| Hanging Cables | 232 |
|----------------|-----|



|   |     |
|---|-----|
| Hooks for Stainless Steel and Nylon Cable | 233 |
|---|-----|

**NEW**

Products Added



|   |     |
|---|-----|
| Aircraft Wire Cable Stop Clamp Adjuster Gripper Loopers | 234 |
|---|-----|



|   |     |
|---|-----|
| Hooks For Stainless Steel and Nylon Cable | 234 |
|---|-----|



|                      |     |
|----------------------|-----|
| Aluminum Snap Frames | 238 |
|----------------------|-----|



|                      |     |
|----------------------|-----|
| Hanging Banner Rails | 239 |
|----------------------|-----|

## Hanging Systems

For Signage, Displays, Poster and Graphics



## Hanging Systems

For Signage, Displays, Poster and Graphics



### Easy Rail System

Our Easy Rail System is simple, discreet, and designed to use in the home, office, or anywhere that appearance is important.

The key to this beautiful and strong system, rated to withstand loads up to 78 lbs (35 kg), is a series of high strength clips that install behind the rail and out of view. Thanks to the modular nature of the Easy Rail System, you can add to, remove from, or modify your display at any time in just seconds – and no more holes in the wall!



### Classic Rail System

Our Classic Rail System is effortless and inconspicuously designed, with a focus on strength, rated to hold up to an astonishing 300 lbs (136 kg) per rail!

The Classic Rail System is designed with galleries in mind, where a display may be changed many times per week. All of our Hanging Cables and Rods hook on and off in one simple motion to make it easier than ever for you to quickly update your displays!



### Ceiling Rail System

Our Ceiling Rail System installs into the ceiling instead of the traditional wall mounted application.

Mount it open-faced to make changing your display easier than ever or turn it around for a closed-face installation that makes your Art Hanging System even more subtle than before.

Use it in the window of your shop or use it a few inches off of the wall to give your art an amazing floating effect!

## Easy Rail

### Wall-Mounted



#### Modern Design and Discreet! Easy to install!

The Easy Rail is secured to the wall using fastening clips that conceal all fittings and wall anchors.

The Easy Rail picture hanging system is compatible with a wide variety of our hangers and hooks that make horizontal and vertical adjustments carry, effortless and without damage to walls. Nails and unwanted holes will be a thing of the past when using Easy Rail.

#### Installation

The Easy Rail mounts to the walls with the use of Screws and Anchors.

1. To hang items using the Easy Rail, you must select your hanger preference:

- Cobra Cable
- Ball-End Cable

2. After you have selected your hanger option you must then select your hook preference:

- Cable Hook for Stainless Steel and Nylon Cable
- Spring Hook for Nylon Cable

#### Hanger Compatibility

- Cobra Cable – Nylon / 13 lbs
- Cobra Cable – Stainless Steel / 26 lbs
- Ball-End Cable Stainless Steel / 45 lbs

Application: Wall-Mounted

Material: Aluminum

Available Length: 72"

Rail Height: 1"

Available Colors: Silver Satin Anodized, Black Satin

Anodized, White Painted & 180 Colors Powder

Coated \* Special order

Rated Rail Weight: 75 lb / 35 kg

(When properly installed)



## Easy Rail

### Wall-Mounted

#### Finishes



Aluminum Clear

SKU: AT100-A



Aluminum Black

SKU: AT100-B



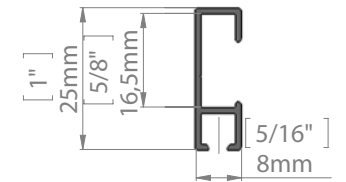
Aluminum White Painted

SKU: AT100-W

| Rail                  | SKU      |
|-----------------------|----------|
| Silver Satin Anodized | AT100-A  |
| Black Satin Anodized  | AT100-B  |
| White Painted         | AT100-W  |
| 180 Colors Finishes * | AT100-C  |
| Natural Mill **       | AT100-MF |

\* RAL standard colors with fee  
\*\* Can have manufacturing scratches

Easy Rails are Picture Hanging Systems that are optimized for home, office or anywhere else. In order to put your system together you will need to choose your finish options, then your hanger options and finally your hook style. Once you have the core of your system selected, you can pick accessories or installation hardware.



#### Hanging Option

Ball End Cable  
Stainless Steel  
Available lengths:  
48", 60", 72", 96", 120"



Stainless Steel

SKU: SSC101-\*\*



Stainless Steel


SKU: SSC100-\*\*



Clear Nylon

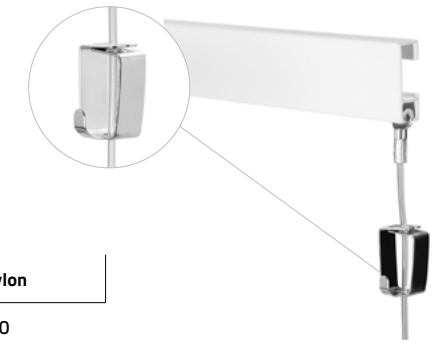
SKU: NC100-\*\*

#### Hook Option



Hooks for Stainless Steel and Nylon

SKU: H105




Hooks for Nylon

SKU: SH100

# Easy Rail

## Wall-Mounted




| Rail                                    | SKU        |
|---|------------|
| Silver Satin Anodized                   | AT100-A    |
| Black Satin Anodized                    | AT100-B    |
| White Painted                           | AT100-W    |
| 180 Colors Finishes*                    | AT100-C*   |
| Natural Milled**                        | AT100-MF** |
| Easy Rail System Locator Kit (Drywall)  | CTL150     |
| Easy Rail System Locator Kit (Concrete) | CTL160     |

\* RAL standard colors with fee  
 \*\* Can have manufacturing scratches

### Choose Your Finish



### Assembly instructions

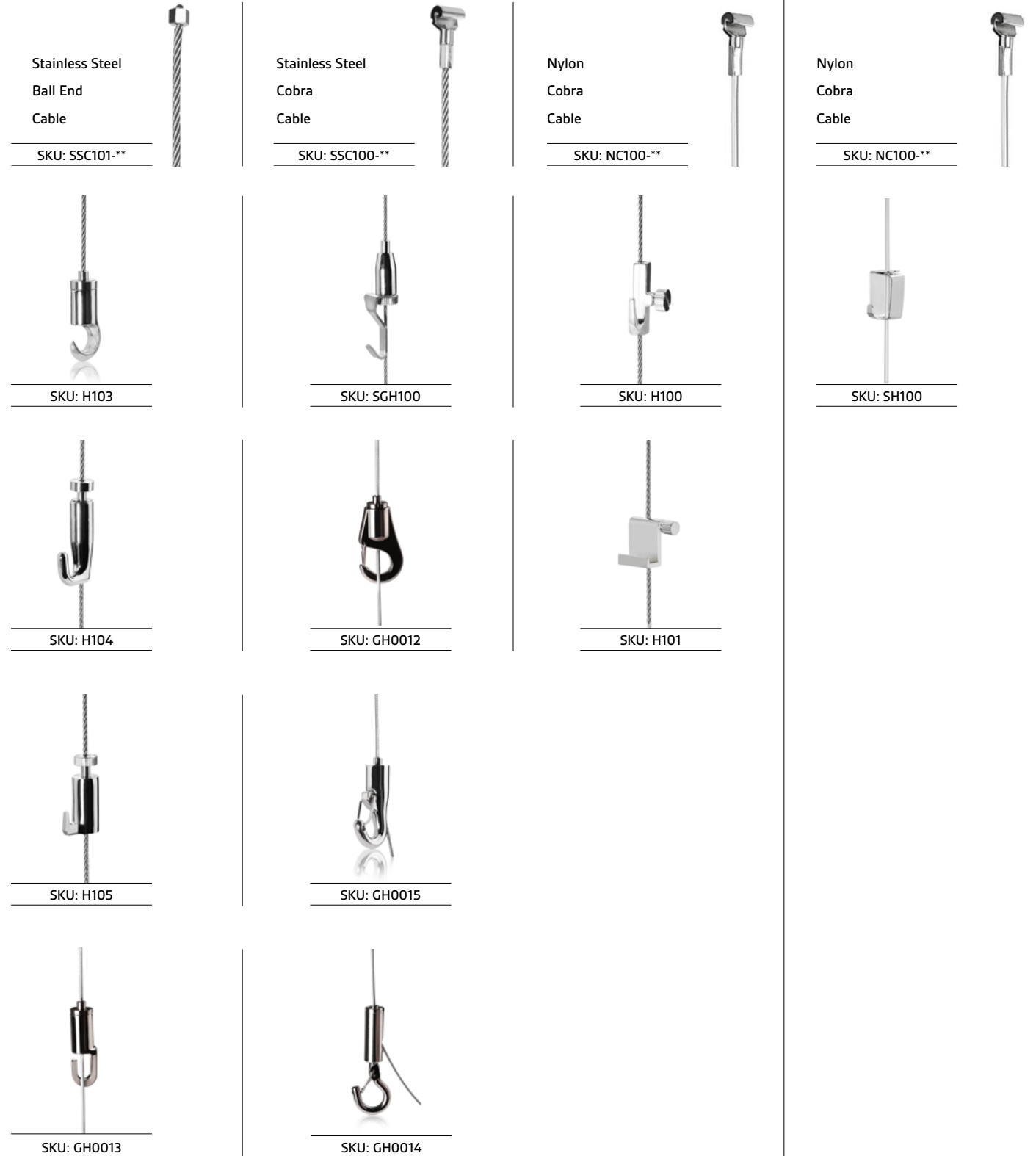


1. Mark your installation location and install 6 Locators, each 12 inches apart. If you use multiple rails end-to-end, use a Connector to install them flush.
2. After your hardware is installed on the wall, line up the top of the rail with the top of the Locators, then push the bottom down until it eases into place.
3. Finally, attach your cable to the rail and your hook to the cable and you have a beautiful picture hanging system ready to go!

# Easy Rail

## Wall-Cable and Hooks

### Cross Compatible with



## Classic Rail

### Wall-Mounted



The Classic Rail picture hanging system is compatible with a wide variety of our hangers and hooks that make both horizontal and vertical adjustments easy, effortless and without damage to walls. Nails and unwanted holes will be a thing of the past when using Easy Rail.

#### Installation

Classic Rail, Picture Hanging System mounts to the wall with the use of (8) No. 6 Screws and Anchors. We recommend SKU: 2208 with ANC1 for Concrete or ANC5 for drywall.

- To hang items using the Classic Rail, you must select your hanger preference
  - Rod "P" or Cable "P" hook cable or "J" hook cable
- After you have selected your hanger option you must then select your hook preference
  - Cable Hook for Stainless Steel and Nylon Cable
  - Spring Hook for Nylon Cable
  - Safe hook for rod

#### Hanger Compatibility

- Cable "P" hook
- Stainless Steel - 26lbs
- Nylon - 26lbs

Application: Wall-Mounted

Material: Aluminum

Available Length: 72"

Rail Height: 1"

Available Colors: Silver Satin Anodized, Black Satin Anodized, White Painted & 180 Colors

Available Colors: Silver Satin Anodized, Black Satin Anodized, White Painted & 180 Colors

Powder Coated \* special order

Rated Rail Weight: 300 lb / 136 kg

(When Properly Installed)

\* This rail comes with 8 Pre-drilled holes.



## Classic Rail

### Wall-Mounted, Cable, Rod and Hooks

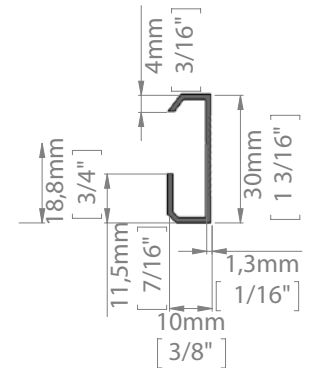
#### Finishes



| Rail                  | SKU        |
|-----------------------|------------|
| Silver Satin Anodized | AT101-A    |
| Black Satin Anodized  | AT101-B    |
| White Painted         | AT101-W    |
| 180 Colors Finishes*  | AT101-C*   |
| Natural Milled**      | AT101-MF** |

\* RAL standard colors with fee  
\*\* Can have manufacturing scratches

Classic Rails are Picture Hanging Systems that are optimized for galleries, museums, etc. In order to put your system together you will need to choose your finish options, then your hanger options and finally your hook style. Once you have the core of your system selected, you can select the installation hardware.



#### Hanging Option

"P" Hook Rod  
Available lengths:  
24", 48", 72"



SKU: CR100P\*\*

"J"  
Nylon Cable



SKU: NC103\*\*

"P" Hook cable  
Stainless Steel Available lengths:  
48", 72", 96", 120"

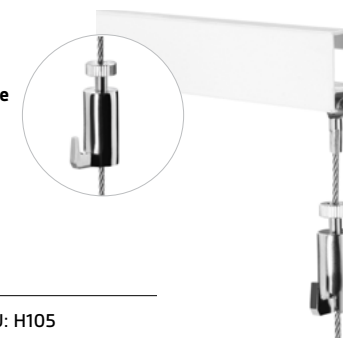
SKU: SSC104\*\*

Nylon Available lengths:  
48", 72", 96", 120"

SKU: NC104\*\*



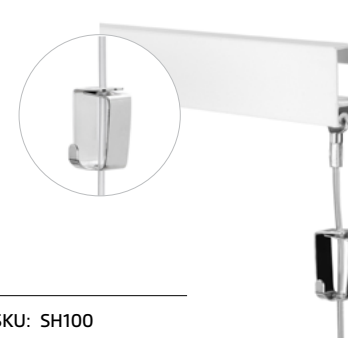
Hooks for  
Stainless Steel  
and Nylon Cable



Hook for  
Rod



Hooks for  
Nylon Cable





# Classic Rail

## Wall-Mounted



| Rail                  | SKU      |
|-----------------------|----------|
| Silver Satin Anodized | AT101-A  |
| Black Satin Anodized  | AT101-B  |
| White Painted         | AT101-W  |
| 180 Colors Finishes*  | AT101-C  |
| Natural Milled**      | AT101-MF |

\* RAL standard colors with fee  
\*\* Can have manufacturing scratches

### Choose Your Finish



Aluminum Clear  
SKU: AT101-A



Aluminum Black  
SKU: AT101-B



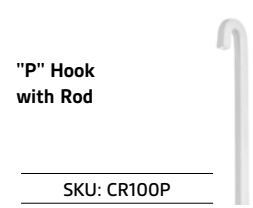




Aluminum White Painted  
SKU: AT101-W



# Classic Rail

## Cable Rod and Hooks

### Cross Compatible with



## Ceiling Rail

### Ceiling Mount



\* This rail comes with 8 Pre-drilled holes.

Application: Ceiling-Mounted

Material: Aluminum

Available Length: (72")

Rail Height: (1")

Available Colors: Silver Satin Anodized, Black

Satin Anodized, White Painted & 180 Colors

Powder Coated Special order

Rated Rail Weight: 50 lb / 68 kg

(When Properly Installed)



The Ceiling Rail picture hanging system is compatible with a wide variety of our hangers and hooks that make adjusting both horizontally and vertically easy, effortless and without damage to walls. Nails and unwanted holes will be a thing of the past when using Ceiling Rail.

### Installation

Ceiling Rails, Picture Hanging Systems mounts to the wall with the use of (8) 6 Screws and Anchors. We recommend SKU: 2208 with ANC1 for Concrete or ANCS for drywall.

1. To hang items using the Ceiling Rail, you must select your hanger preference.

- Cable "P"
- Cable "J"
- Rod "P"

2. After you have selected your hanger option you must then select your hook preference

- Cable Hook for Stainless Steel and Nylon Cable
- Spring Hook for Nylon Cable
- Safe hook for Rod



## Ceiling Rail

### Cable, Rod and Hooks

#### Finishes



Aluminum Clear  
SKU: AT102-A



Aluminum Black  
SKU: AT102-B

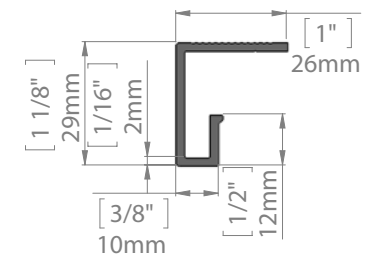


Aluminum White Painted  
SKU: AT102-W

| Rail                  | SKU      |
|-----------------------|----------|
| Silver Satin Anodized | AT102-A  |
| Black Satin Anodized  | AT102-B  |
| White Painted         | AT102-W  |
| 180 Colors Finishes*  | AT102-C  |
| Natural Milled**      | AT102-MF |

\* RAL standard colors with fee  
\*\* Can have manufacturing scratches

Ceiling Rails are Picture Hanging Systems that are optimized for home or office usage. In order to put your system together you will need to choose your finish hanger, then your hanging options and finally your hook options. Once you have the core of your system selected, you can select the installation hardware.



#### Hanging Option

"P"  
Hook Rod



SKU: CR100P

"J"  
Nylon Cable



SKU: NC103\*\*

"P"  
Hook Cable  
Available in  
Stainless Steel  
and Nylon



SKU: SSC104\*\*



SKU: NC104\*\*

#### Hook Option

Hooks for  
Stainless Steel and  
Nylon Cable



SKU: H105

#### Hook for Rod



SKU: SHR100

#### Hooks for Nylon Cable



SKU: SH100

# Ceiling Rail

## Cable Mount



| Mount                 | SKU      |
|-----------------------|----------|
| Silver Satin Anodized | AT102-A  |
| Black Satin Anodized  | AT102-B  |
| White Painted         | AT102-W  |
| 180 Colors Finishes*  | AT102-C  |
| Natural Mill**        | AT102-MF |

\* RAL standard colors with fee  
 \*\* Can have manufacturing scratches

### Choose Your Finish



Aluminum Clear  
SKU: AT102-A



Aluminum Black  
SKU: AT102-B



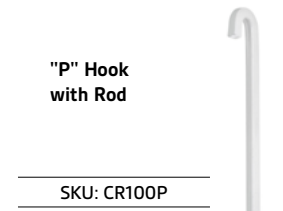

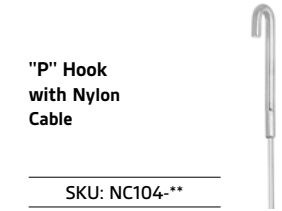

Aluminum White Painted  
SKU: AT102-W









# Ceiling Rail

## Cable and Hooks

### Cross Compatible with



## Hanging Cables

|   | Ball End  | Length | SKU        |
|---|---|--------|------------|
|    | Stainless Steel<br>Diameter: 1/16"<br>Rated Strength: 45 Lbs (20 Kg)<br>For: Easy Rail                  | 48"    | SSC101-48  |
|   |   | 60"    | SSC101-60  |
|   |   | 72"    | SSC101-72  |
|   |   | 96"    | SSC101-96  |
|   |   | 120"   | SSC101-120 |
|    | Stainless Steel<br>Diameter: 1/16"<br>Rated Strength: 45 Lbs (20 Kg)<br>For: Easy Rail                  | 48"    | SSC100-48  |
|   |   | 72"    | SSC100-72  |
|   |   | 96"    | SSC100-96  |
|   |   | 120"   | SSC100-120 |
|    | Stainless Steel<br>Diameter: 1/16"<br>Rated Strength: 15 Lbs (6 Kg)<br>For: Easy Rail                   | 48"    | NC100-48   |
|   |   | 72"    | NC100-72   |
|   |   | 96"    | NC100-96   |
|   |   | 120"   | NC100-120  |
|   | Nylon Cable<br>Diameter: 1/16"<br>Rated Strength: 45 Lbs (20 Kg)<br>For: Classic Rail, Ceiling Rail     | 48"    | NC103-48   |
|   |   | 72"    | NC103-72   |
|   |   | 96"    | NC103-96   |
|   |   | 120"   | NC103-120  |
|  | Stainless Steel<br>Diameter: 1/16"<br>Rated Strength: 15 Lbs (20 Kg)<br>For: Classic Rail, Ceiling Rail | 48"    | SSC104-48  |
|   |   | 72"    | SSC104-72  |
|   |   | 96"    | SSC104-96  |
|   |   | 120"   | SSC104-120 |
|  | Nylon<br>Diameter: 1/16"<br>Rated Strength: 15 Lbs (6 Kg)<br>For: Classic Rail, Ceiling Rail            | 48"    | NC104-48   |
|   |   | 72"    | NC104-72   |
|   |   | 96"    | NC104-96   |
|   |   | 120"   | NC104-120  |

### "P" Aluminum

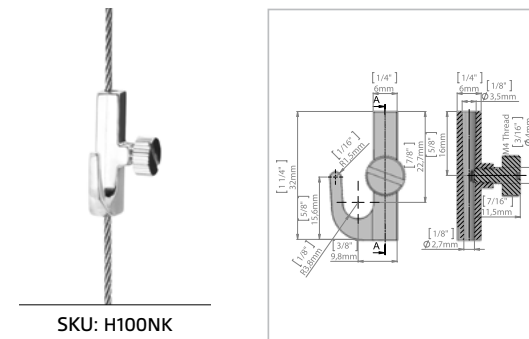
Square: 3/16" | Rated Strength 70 Lbs (31kg) | For: Classic Rail, Ceiling Rail

| Length | Aluminum Clear (A) | Aluminum Black (B) | Aluminum White (W) | Aluminum Natural Finish (MF) | 180 Color Finishes* |
|--------|--------------------|--------------------|--------------------|------------------------------|---------------------|
| 24"    | CR100P-24A         | CR100P-24B         | CR100P-24W         | CR100P-24MF                  | CR100P-24C*         |
| 48"    | CR100P-48A         | CR100P-48B         | CR100P-48W         | CR100P-48MF                  | CR100P-48C*         |
| 72"    | CR100P-72A         | CR100P-72B         | CR100P-72W         | CR100P-72MF                  | CR100P-72C*         |
| 96"    | CR100P-96A         | CR100P-96B         | CR100P-96W         | CR100P-96MF                  | CR100P-96C*         |

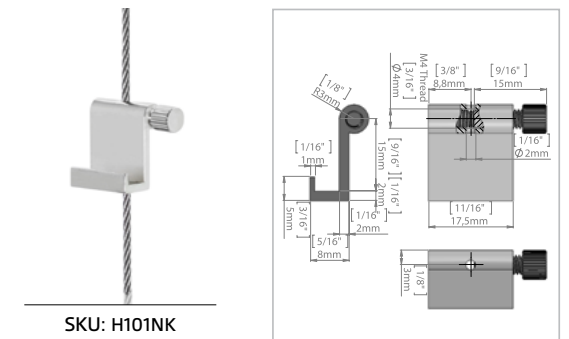
\* Hand Packing Fee applied

## Hooks for Stainless Steel and Nylon Cable

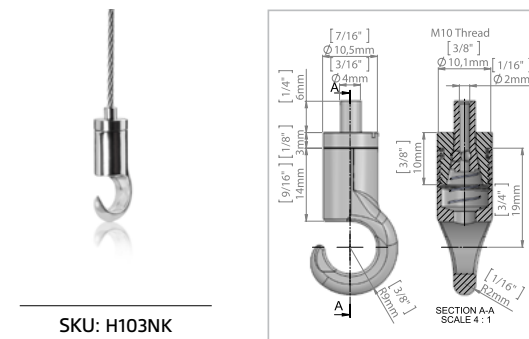
### Crane Hook with Side Screw



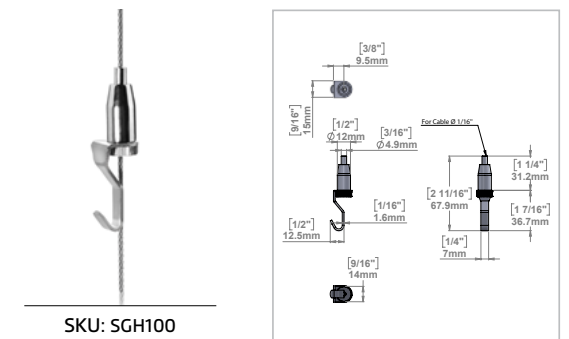
### L-Hook with Side Screw



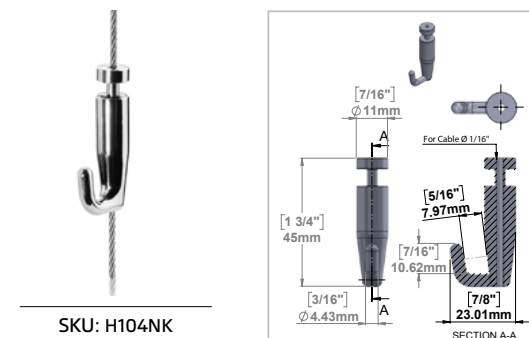
### Self-Gripping Captain's Hook



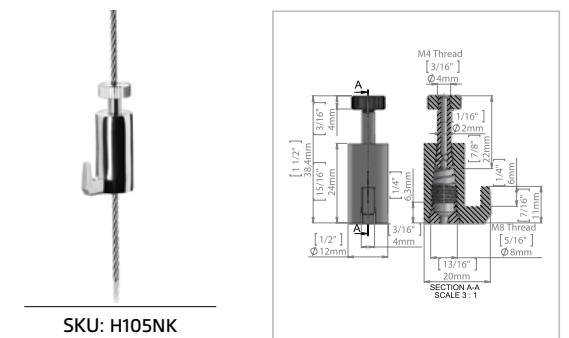
### Self-Gripping Low-Profile Hook



### Self-Gripping Anchor Hook



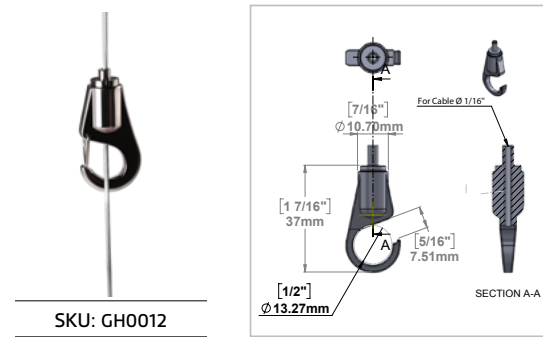
### Self-Gripping Barrel Hook



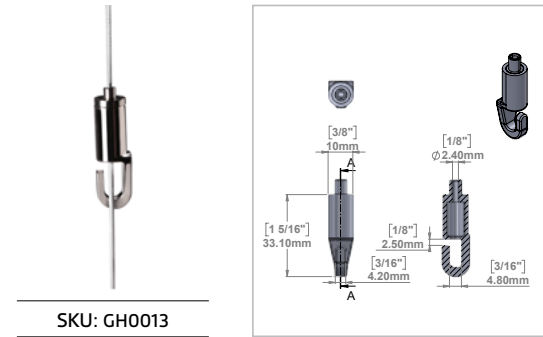
| Finish   | Use                                   | Diameter       | Strength      | Use                                   | SKU    |
|----------|---------------------------------------|----------------|---------------|---------------------------------------|--------|
| Nickel   | Ball End, Cobra Cable, "P" Hook Cable | 3/64" to 1/16" | 15 lbs (6 kg) | Easy Rail, Classic Rail, Ceiling Rail | H100NK |
| Aluminum | Ball End, Cobra Cable, "P" Hook Cable | 3/64" to 1/16" | 15 lbs (6 kg) | Easy Rail, Classic Rail, Ceiling Rail | H101NK |
| Nickel   | Ball End, Cobra Cable, "P" Hook Cable | 3/64" to 1/16" | 15 lbs (6 kg) | Easy Rail, Classic Rail, Ceiling Rail | H103NK |
| Nickel   | Ball End, Cobra Cable, "P" Hook Cable | 3/64" to 1/16" | 15 lbs (6 kg) | Easy Rail, Classic Rail, Ceiling Rail | H104NK |
| Nickel   | Ball End, Cobra Cable, "P" Hook Cable | 3/64" to 1/16" | 15 lbs (6 kg) | Easy Rail, Classic Rail, Ceiling Rail | H105NK |
| Nickel   | Ball End, Cobra Cable, "P" Hook Cable | 3/64" to 1/16" | 15 lbs (6 kg) | Easy Rail, Classic Rail, Ceiling Rail | SGH100 |

## Hooks for Stainless Steel and Nylon Cable

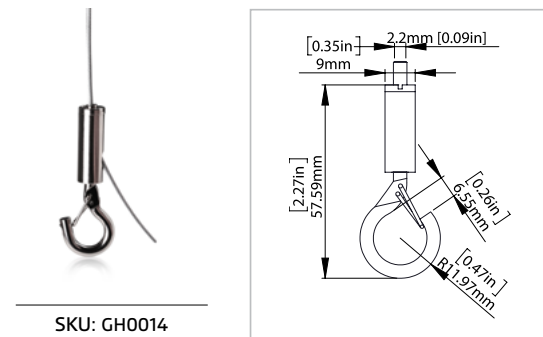
### Self-Gripping Hook with Safety Lock



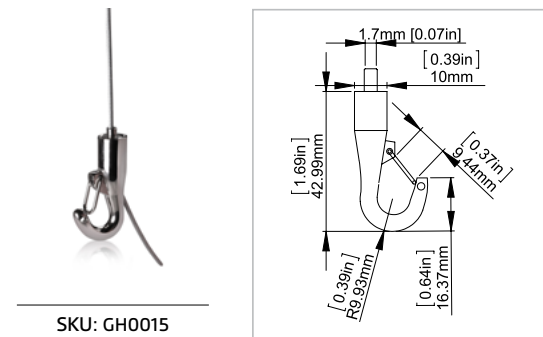
### Self-Gripping Hook



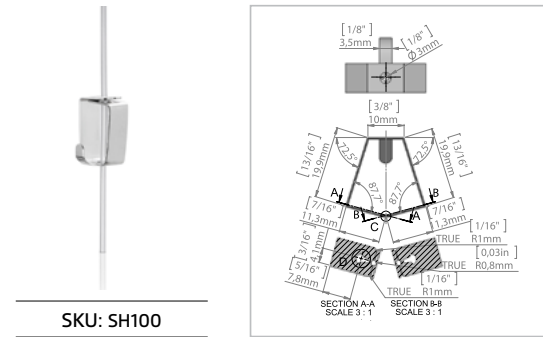
### Self-Gripping Hook with Safety Lock



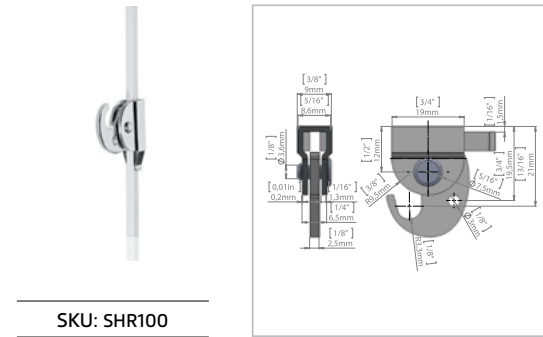
### Self-Gripping Cable Hook with Safety Lock



### Smart Spring



### Safe Hook for Rod



| Finish | Use                                   | Diameter       | Strength      | Use                                   | SKU    |
|--------|---------------------------------------|----------------|---------------|---------------------------------------|--------|
| Nickel | Ball End, Cobra Cable, "P" Hook Cable | 3/64" to 1/16" | 15 lbs (6 kg) | Easy Rail, Classic Rail, Ceiling Rail | GH0012 |
| Nickel | Ball End, Cobra Cable, "P" Hook Cable | 3/64" to 1/16" | 15 lbs (6 kg) | Easy Rail, Classic Rail, Ceiling Rail | GH0013 |
| Nickel | Ball End, Cobra Cable, "P" Hook Cable | 3/64" to 1/16" | 15 lbs (6 kg) | Easy Rail, Classic Rail, Ceiling Rail | GH0014 |
| Nickel | Ball End, Cobra Cable, "P" Hook Cable | 3/64" to 1/16" | 15 lbs (6 kg) | Easy Rail, Classic Rail, Ceiling Rail | GH0015 |
| Chrome | Ball End, Cobra Cable, "P" Hook Cable | 3/8"           | 15 lbs (6 kg) | Easy Rail, Classic Rail, Ceiling Rail | SH100  |
| Chrome | Smart Spring for Nylon Cable, "P" Rod | 3/16"          | 15 lbs (6 kg) | Classic Rail or Ceiling Rail          | SHR100 |

## Aircraft Wire Cable Stop Clamp Adjuster Gripper Loopers

Introducing a self-locking cable stop designed to diminish reliance on crimps and swaging tools for users. This innovative device offers ease of installation and adjustment through keyless push/pull buttons.



| Finish               | Use  | Diameter       | Strength         | Use                                   | SKU     |
|----------------------|--|----------------|------------------|---------------------------------------|---------|
| Clear Aluminum       | Ball End, Cobra Cable, "P" Hook Cable                    | 3/64" to 1/16" | 48 lbs (21.7 kg) | Easy Rail, Classic Rail, Ceiling Rail | DG005   |
| Matte Black Aluminum | Ball End, Cobra Cable, "P" Hook Cable                    | 3/64" to 1/16" | 48 lbs (21.7 kg) | Easy Rail, Classic Rail, Ceiling Rail | DG005MB |
| Nickel Aluminum      | Ball End, Cobra Cable, "P" Hook Cable                    | 3/64" to 1/16" | 48 lbs (21.7 kg) | Easy Rail, Classic Rail, Ceiling Rail | DG006   |
| Matte Black Aluminum | Ball End, Cobra Cable, "P" Hook Cable                    | 3/64" to 1/16" | 48 lbs (21.7 kg) | Easy Rail, Classic Rail, Ceiling Rail | DG006MB |
| Zinc Alloy           | POP signs, navigation signs, aisle markers, and ductwork | 3/64" to 3/32" | 170 lbs (77kg)   | N/A                                   | DG007   |

### Looped Cables

#### Nylon



#### Stainless Steel

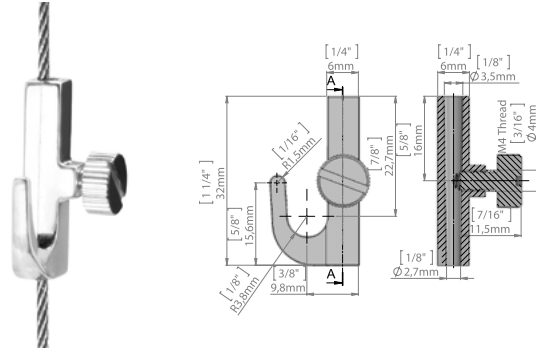


| Diameter | Length | SKU     | Diameter | Length | SKU     |
|----------|--------|---------|----------|--------|---------|
| 1/16"    | 48"    | NHC-48  | 1/16"    | 48"    | SHC-48  |
|          | 72"    | NHC-72  |          | 72"    | SHC-72  |
|          | 96"    | NHC-96  |          | 96"    | SHC-96  |
|          | 120"   | NHC-120 |          | 120"   | SHC-120 |

## Hooks For Stainless Steel and Nylon Cable

### Screw Gripping

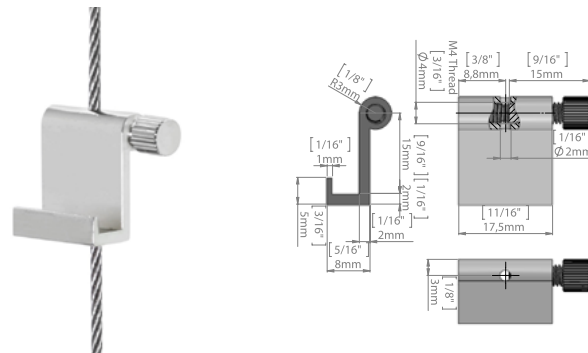
Brass  
 Finish: Nickel plating  
 For use with: Ball End, Cobra Cable, "P" Hook Cable  
 For cable diameter: 3/64" to 1/16"  
 Rated strength: 15 lbs (6 kg)  
 For: Classic Rail, Ceiling Rail



Nickel Plating      SKU: H100NK

### Screw Gripping

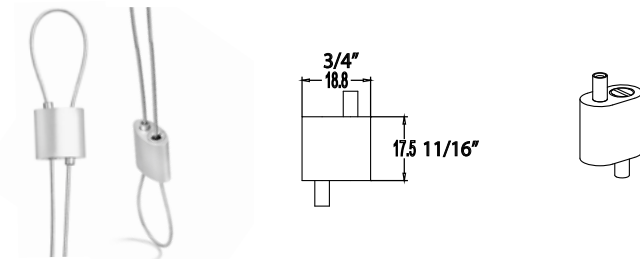
Aluminum  
 Finish: Nickel plating  
 For use with: Ball End, Cobra Cable, "P" Hook Cable  
 For cable diameter: 3/64" to 1/16"  
 Rated strength: 15 lbs (6 kg)  
 For: Classic Rail, Ceiling Rail



Nickel Plating      SKU: H101NK

### Looper for Nylon Cable

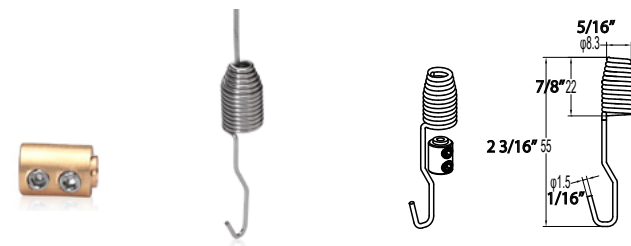
Locking Looper – Aluminum  
 Finish: Clear Anodized  
 For cable diameter: 1/16"  
 Rated strength: 15 lbs (6 kg)



Aluminum Clear      SKU: DG005

### Cable Tensioner

Spring  
 Application: Cable tensioner



Brass      SKU: TSS100

## Hooks For Stainless Steel and Nylon Cable



Connector for Easy Rail  
 Finish: Raw Material  
 For use with: Easy Rail

SKU: CTC100



Picture Stabilizer

Size: 6-7/8"  
 Material: Steel  
 Finish: Nickel Plating

SKU: SPS100



Cable Cutter

Stainless Steel Cable Cutter, Signage, Aircraft, Bicycle Cable or Wire Rope, Up to 5/32"

SKU: CABLECUTTER



Easy Rail Hardware Package for Drywall

6 Easy Rail Locators, 6 Screws, and 6 Anchors for a Drywall Installation!

SKU: CTL150

### Drop Ceiling Hangers



T-Clamp  
 Material: Aluminum

SKU: TCLAMP



T-Clamp1  
 Material: Aluminum

SKU: TCLAMP1



T-Clamp2  
 Material: Plastic

SKU: TCLAMP2



Locator Aluminum  
 Finish: Nickel Plating  
 For use with: Easy Rail

SKU: CTL100



Picture Stabilizer

Size: 11-5/8"  
 Material: Steel  
 Finish: Nickel Plating

SKU: BPS100



Steel Swan Hook

The Swan Hook is designed to wedge behind crown molding for a clean, discreet look anywhere you want.

SKU: SH102



Easy Rail Hardware Package for Concrete

6 Easy Rail Locators, 6 Screws, and 6 Anchors for a Concrete Installation!

SKU: CTL160

## Aluminum Snap Frames

High-Quality Aluminum Construction


**Product** Snap Frames  
Silver or Black Color

**Unique Features** Indoor  
Wall mounted  
5 Different Dimensions  
2 Different Finishes

**Area Of Use** Signage  
Wayfinder  
Display  
Advertising



Easy Open/Close Frame



| Frame Size    | Profile | Insert Size | Aluminum Clear | Aluminum Black |
|---------------|---------|-------------|----------------|----------------|
| 12.5" x 18.5" | 1.25"   | 11" x 17"   | ALSF001        | ALSF002        |
| 19.5" x 25.5" | 1.25"   | 18" x 24"   | ALSF003        | ALSF004        |
| 23.5" x 29.5" | 1.25"   | 22" x 28"   | ALSF005        | ALSF006        |
| 23.5" x 29.5" | 1.00"   | 22" x 28"   | N/A            | ALSF007        |
| 25.5" x 37.5" | 1.25"   | 24" x 36"   | ALSF008        | ALSF009        |
| 28.5" x 41.5" | 1.25"   | 27" x 40"   | ALSF010        | ALSF011        |
| 31.5" x 41.5" | 1.25"   | 30" x 40"   | ALSF012        | ALSF013        |
| 37.5" x 49.5" | 1.25"   | 36" x 48"   | ALSF014        | ALSF015        |
| 41.5" x 61.5" | 1.25"   | 40" x 60"   | ALSF016        | ALSF017        |

## Hanging Banner Rails

Enjoy quick changing systems to change from one piece to another with ease



### Aluminum Rails with Locking Rollers

The Aluminum Display Rail is the perfect alternative to a typical bulletin. It eliminates the need for tacks and pins, which means it won't leave unsightly holes or damage your materials.

| Length | SKU   |
|--------|-------|
| 8.5"   | AAP85 |
| 11"    | AAP11 |
| 18"    | AAP18 |
| 22"    | AAP22 |
| 24"    | AAP24 |
| 27"    | AAP27 |
| 30"    | AAP30 |
| 48"    | AAP48 |
| 72"    | AAP72 |



### 2 Piece Aluminum Snap Rails with Spring Mechanism

Simply level your display rail and mark your holes. Next, install your anchors, line your display rail up, and screw it into place. Now you are ready to start hanging up your artwork! Just un-snap the rail, insert your material, then snap it back into place and VOILA!

| Length | SKU   |
|--------|-------|
| 8.5"   | ABR85 |
| 11"    | ABR11 |
| 18"    | ABR18 |
| 22"    | ABR22 |
| 24"    | ABR24 |
| 27"    | ABR27 |
| 30"    | ABR30 |
| 48"    | ABR48 |
| 72"    | ABR72 |



### Clear Plastic Snap Rail

Great for wide papers, posters and banners. Quick changing display and elegant design. Easy open/close and reusable system.

| Length | SKU   |
|--------|-------|
| 8.5"   | SCP85 |
| 11"    | SCP11 |
| 18"    | SCP18 |
| 22"    | SCP22 |
| 24"    | SCP24 |
| 27"    | SCP27 |
| 30"    | SCP30 |
| 36"    | SCP36 |
| 48"    | SCP48 |
| 72"    | SCP72 |